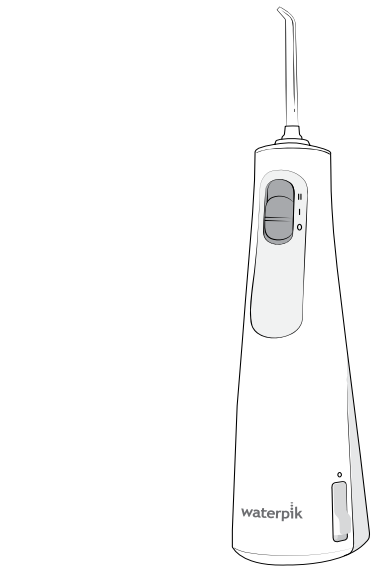


Waterpik™
Water Flosser
WF-30 Series



LET US HELP YOU
GET STARTED!
We have many helpful tools to
provide you with the best possible
experience. Scan the QR code or
visit: waterpik.com/WF-30 (US) or
waterpik.ca/WF-30 (Canada)

IMPORTANT
SAFEGUARDS

READ ALL INSTRUCTIONS BEFORE USING.

- This product is for household use.

When using electrical products, especially when children are present, basic safety precautions should always be followed, including the following:

DANGER:

To reduce the risk of electrocution:

- Do not place or store product where it can fall or be pulled into a tub or sink.
- Do not place or drop the product into water or other liquid.
- Do not reach for a product that has fallen into water. Unplug immediately.
- Do not handle the user supplied USB power supply (power adapter) with wet hands.
- Unplug the user supplied USB power supply (power adapter) when not in use.
- Check the charging cord and user supplied USB power supply (power adapter) for damage before the first use and during the life of the product.

WARNING:

To reduce the risk of burns, electrocution, fire, or injury to persons:

- This appliance is not intended for use by persons (including children) with reduced physical, sensory or mental capabilities, or lack of experience and knowledge, unless they have been given supervision or instruction concerning use of the appliance by a person responsible for their safety.
- Children should be supervised to ensure that they do not play with the appliance.
- Use this product only for its intended use as described in these instructions or as recommended by your dental professional.

- Never operate this product if it has a damaged cord or plug, if it is not working properly, if it has been dropped or damaged, or dropped into any liquid. Contact Water Pik, Inc. at 1-800-525-2774 (US) 1-888-226-3042 (Canada) or visit www.waterpik.com (US) www.waterpik.ca (Canada).
- A user supplied USB-A wall charger (power adapter), safety certified (IPX4, Class II) with a rated output of 5.0 VDC, 3.0 A Max is required to charge this product.
- Do not plug this device into a voltage system that is different from the voltage system specified on the device or charger.
- Keep the charging cord away from heated surfaces.
- Never drop or insert any object into any hose or opening.
- Do not use outdoors or operate where aerosol (spray) products are being used or where oxygen is being administered.
- Fill reservoir with water or other dental professional recommended solutions only.
- Only use tips and accessories recommended by Water Pik, Inc. as identified in this instruction manual.
- If the charging cord is damaged, it must be replaced by a special cord or assembly available from the manufacturer or its service agent.
- Do not use iodine, saline (salt solution), or water insoluble concentrated essential oils in this product. Use of these can reduce product performance and will shorten the life of the product.
- Do not direct water from the water flosser under the tongue, into the ear, nose or other delicate areas. This product is capable of producing pressures that may cause serious damage in these areas.
- Do not direct water into the nose or ear. The potentially deadly amoeba, *Naegleria fowleri*, may be present in some tap water or unchlorinated well water and may be fatal if directed into these areas.
- If your physician advised you to receive antibiotic premedication before dental procedures, you should consult your dentist before using this instrument or any other oral hygiene aid.

- Remove any oral jewelry prior to use of this product.
- Do not use if you have an open wound on your tongue or in your mouth.
- Do not use the water flosser for more than five minutes in each two-hour period.
- If the Pik Pocket™ tip (not included in all models) separates from the shaft for any reason, discard tip and shaft and replace with new Pik Pocket™ tip.
- There are no user serviceable electrical parts in this product and it does not require maintenance.
- Remove the charging cord from the unit and replace charging port cover prior to filling the reservoir.
- Ensure contacts on the cord, the unit and the power adapter are clean and dry while the unit is being charged.
- Magnetic field. Pacemakers and similar implanted medical devices may be affected by magnet. Contact your doctor with any questions.
- Do not expose the battery or appliance to excessive temperatures.

SAVE THESE
INSTRUCTIONS

SYMBOLS GLOSSARY (Not all symbols apply to all products)	
Explanation of symbols used on Water Pik, Inc. product labels and packaging. Applicable symbols for a specific product are found on that product's labels and packaging	
Symbol	Definition
	Refer to instruction manual
	Manufacturer
IPX7 or IPX4	Ingress Protection Code
	IEC Class II Equipment
	Detachable Power Supply
	Direct Current (DC) Voltage
	Alternating Current (AC) Voltage
	Do not immerse this device in any liquid.
	Do not use this device in a shower, bathtub and do not immerse in any liquid.
	Product contains a lithium ion battery
	CE marking of conformity
	UK Conformity Assessed
	Regulatory Compliance Mark
	Separate collection for waste electrical and electronic equipment.
	Contains a recyclable Li-ion battery
	Contains a recyclable Ni-MH battery

Limited One Year Warranty

Water Pik, Inc. warrants to the original consumer of this new product that it is free from defects in materials and workmanship for 1 year from the date of purchase. Consumer will be required to submit the original purchase receipt as proof of purchase date and if requested, the entire product, to support a warranty claim. Water Pik, Inc. will replace at its discretion the product, provided the product has not been abused, misused, altered or damaged after purchase, was used according to instructions, and was used only with accessories or consumable parts approved by Water Pik, Inc. This limited warranty excludes accessories or consumable parts such as tips, etc. Use with improper voltage will damage product and VOID warranty.

This warranty gives you specific legal rights. You may also have other rights that vary, depending on the law in your place of residence.

WATER PIK, INC. DISCLAIMS ALL OTHER EXPRESS OR IMPLIED WARRANTIES TO THE EXTENT PERMITTED BY LAW INCLUDING, BUT NOT LIMITED TO, ALL WARRANTIES OF MERCHANTABILITY AND FITNESS FOR A PARTICULAR PURPOSE. ALL IMPLIED WARRANTIES ARE LIMITED TO THE DURATION OF THIS LIMITED WARRANTY. SOME STATES OR PROVINCES MAY NOT ALLOW LIMITATIONS ON HOW LONG AN IMPLIED WARRANTY LASTS, SO THE ABOVE MAY NOT APPLY TO YOU.

FOR USA ONLY

This device complies with part 15 of the FCC Rules. Operation is subject to the following two conditions:

(1) This device may not cause harmful interference, and

(2) this device must accept any interference received, including interference that may cause undesired operation.

Warning: Changes or modifications not expressly approved by Water Pik, Inc. could void the user's authority to operate the equipment.

Replacement Parts and Accessories

Orthodontic Tip (OD-100E)
Replace every 3 months

Pik Pocket™ Tip (PP-100E)
Replace every 3 months

Plaque Seeker™ Tip (PS-100E)
Replace every 3 months

Precision Tip (JT-450E)
Replace every 6 months

Full line of replacement tips/attachments may be purchased online at www.waterpik.com (US) www.waterpik.ca (Canada), or by phone from Water Pik, Inc. at

1-800-525-2774 (US)
1-888-226-3042 (Canada).

Device Specifications

Rated Input: 5.0 VDC, 3.0 A Max
Rechargeable battery: Lithium Ion , non-replaceable

Have Questions or Need
More Information?

- CLEANING
- TIPS

- TROUBLESHOOTING
- COMMON QUESTIONS

Let Us Help You Get Started!

We have many helpful tools to provide you with the best possible experience. Scan the QR code or visit waterpik.com/WF-30 (US) OR waterpik.ca/WF-30 (Canada)



Service Maintenance

Waterpik™ Water Flossers have no consumer serviceable electrical items and do not require routine service maintenance. For all parts and accessories go to www.waterpik.com (US) or www.waterpik.ca (Canada). You may also call our toll-free customer service number at 1-800-525-2774 (US) or 1-888-226-3042 (Canada). Refer to the serial and model numbers in all correspondence. These numbers are located on the bottom of your unit.

Still have questions? Go to www.waterpik.com (US) or www.waterpik.ca (Canada)

Cleaning

Never immerse unit in water. Before cleaning, unplug from electrical outlet, remove charging cable from charge port, and replace charge port cover. Clean the product when necessary by using a soft cloth and mild non-abrasive cleanser to wipe exterior.

The water reservoir is removable for easy cleaning and is top rack dishwasher safe heat cycle off.

It is recommended that the reservoir is removed and cleaned weekly.

Removing Hard Water Deposits /
General Cleaning

Hard water deposits may build up in your unit, depending on the mineral content of your water. If left unattended, it can hinder performance.

Cleaning internal parts: add 2 tablespoons of white vinegar to a full reservoir of warm water. Point the handle and tip into sink. Turn unit ON and run until reservoir is empty. Rinse by repeating with a full reservoir of clean warm water.

This process should be done every 1 to 3 months to ensure optimal performance.

Battery Care

If the Water Flosser is to be stored for an extended period of time (six months or more), be sure to fully charge it prior to storage.

Do not expose the battery or appliance to excessive temperatures.

Note: This equipment has been tested and found to comply with the limits for a Class B digital device, pursuant to part 15 of the FCC Rules. These limits are designed to provide reasonable protection against harmful interference in a residential installation.

This equipment generates, uses and can radiate radio frequency energy and, if not installed and used in accordance with the instructions, may cause harmful interference to radio communications. However, there is no guarantee that interference will not occur in a particular installation.

If this equipment does cause harmful interference to radio or television reception, which can be determined by turning the equipment off and on, the user is encouraged to try to correct the interference by one or more of the following measures:

- Reorient or relocate the receiving antenna.
- Increase the separation between the equipment and receiver.
- Connect the equipment into an outlet on a circuit different from that to which the receiver is connected.
- Consult the dealer or an experienced radio/TV technician for help.

Limitation of Liability

This limited warranty is your sole remedy against Water Pik, Inc. and it shall not be liable for any damages, whether direct, indirect, incidental, special, consequential, exemplary or otherwise, including but not limited to property damage, arising out of any theory of recovery, including statutory, contract or tort.

Arbitration

BINDING ARBITRATION AND WAIVER OF RIGHT TO ASSERT MATTERS IN COURT AND RIGHT TO JURY TRIAL

Disposal/Recycling

This product contains a **rechargeable lithium ion battery**. The battery is not replaceable. At the end of product life, do not dispose of in household garbage or recycling bins. Please recycle at your nearest recycling center or take to hazardous waste collection point to comply with local and state regulations.

Please contact your local waste administrative department for any questions.

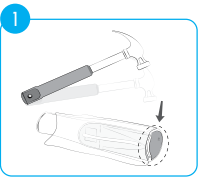
Dispose of used battery promptly. Keep away from children. Do not disassemble and do not dispose of in fire.

Note: The rechargeable battery is not replaceable, remove only at end of product life. This process is not reversible and voids the product warranty.

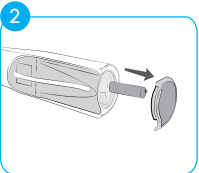
Battery Removal

To remove the rechargeable battery for recycling, please discharge the battery fully before removing.

Observe basic safety precautions when you follow the procedure below. Be sure to protect your eyes, hands, fingers and surface on which you work.



1. Remove reservoir and wrap unit in towel. Hit with hammer until lower cover comes off.



2. Pull out battery, cut wires. Cut battery wires one at a time.

WARNING:

DO NOT cut both battery wires at the same time. DO NOT disassemble, puncture, hit, squeeze or throw the battery into fire.

By purchasing, installing, or using this product you agree that any controversy or claim arising out of or relating to your purchase, use, modification, installation, or removal of this product shall be settled by binding arbitration. The arbitrator's decision will be final and binding. Judgment on the award rendered by the arbitrator may be entered in any court having jurisdiction over the matter. Further, you agree that you will not have the right to litigate any claim arising out of or in relation to your purchase, use, modification, installation, or removal of this product in any court or to have a jury trial on that claim.

Arbitration of any matters shall be administered by the American Arbitration Association and conducted by one arbitrator in accordance with the consumer arbitration rules of the American Arbitration Association in effect at the time of filing of the demand. The venue for all such arbitrations shall be Colorado and any such arbitration shall be subject to the Federal Arbitration Act and Colorado law.

WAIVER OF RIGHT TO PARTICIPATE IN CLASS ACTIONS OR PURSUE CLAIMS IN A REPRESENTATIVE CAPACITY.

Further, by purchasing, installing, or using this product you agree that arbitration must be on an individual basis. This means neither you, nor we, may join or consolidate claims in arbitration by or against other purchasers or users of Water Pik, Inc. products or the general public.

Additionally, you may not litigate in court or arbitrate any claims as a representative or member of a class or in a purported representative capacity on behalf of the general public, other purchasers or users of this product, other persons or entities similarly situated, or in a private attorney general capacity.

FOR CANADA ONLY

This device complies with Industry Canada's license-exempt R5Ss. Operation is subject to the following two conditions:

(1) This device may not cause interference, and

(2) This device must accept any interference, including interference that may cause undesired operation of the device.



Call: 1-800-525-2774 (USA)
1-888-226-3042 (Canada)
Monday-Friday
7 am - 5 pm MST

Chat or E-mail
service@waterpik.com

CONNECT WITH US @WATERPIK



Call: 1-800-525-2774 (USA)
1-888-226-3042 (Canada)
www.waterpik.com (USA)
www.waterpik.ca (Canada)



Water Pik, Inc.,
a subsidiary of
Church & Dwight Co., Inc.
1730 East Prospect Road
Fort Collins, CO 80553-0001 USA
1-800-525-2774 (USA)
1-888-226-3042 (Canada)
www.waterpik.com
www.waterpik.ca