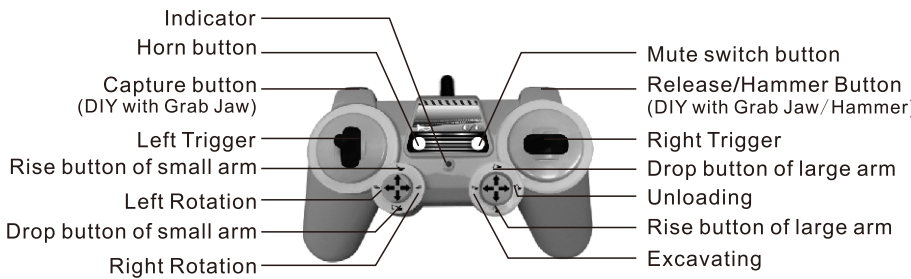


USER MANUAL

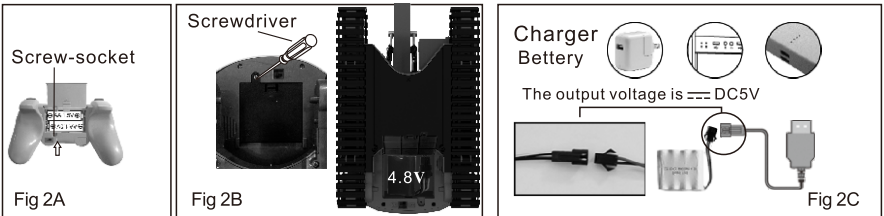
1 Main parameters

Item No.: E568-003
Material: plastic and electronic components
Batteries: Car battery: 4.8V AA rechargeable battery;
Remote controller battery: 2 pcs of 1.5V AA batteries.



2 Battery Installation

- 1.Open the cover of battery case locates in the back of controller, inserts 2 pcs of 1.5V AA batteries into the battery case, and then screw the cover (Fig 2A).
- 2.Please screw out the cover at the back of car by screwdriver, open the cover as the arrow showed, insert 1pc of 4.8 V AA battery, then screw the cover (Fig 2B).




The toy is to be connected to Class II equipment bearing the symbol.
Notice: This product shall be charged for four to five hours.The supporting USB charger shall not be used for other devices other than this product.

3 Basic Operation and Function

- 1.After installing the batteries of truck and remote controller, open the switch of both. The indicator of remote controller and the fronts lights of truck would be flashing slowly, and then at a state of auto-coded. When the car with a sound of DI-DI, it means the auto-coding is successfully.
2. One remote controller only could code one car. After the success of coding, there is non-interference of each car.
- 3.If the remote controller could not find out the 2.4G signal of the car in 1minute, it would turn in a sleeping state(light off of the indicator). To press any key to activate.

4.To remake a pair with other cars or remote controllers after turning off the power of both.



4 Advanced Functions

1.Horn button		
2.Mute function		
3.Forward		
4.Backward		
5.Turn left		
6.Turn Right		
7.Excavating		
8.Unloading		
9. Left Rotation		

10.Right Rotation		
11.Rise button of small arm		
12.Drop button of small arm		
13.Rise button of large arm		
14.Drop button of large arm		

5 Advanced features

- 1.Auto-OFF:
 - After starting, the excavator would automatically shut down without receiving any signal in 60 seconds. To reactivate by pressing any keys.
- 2.Multi-playing Function
 - Many productions could be played together at the same time since they are remote controlled by 2.4Ghz frequency.

6 Recharging

Notice: Please turn the power switch to "OFF"position if the product will not be used for a long time.Take the batteries out of the remote controller and the excavator if they are stored for a long time.

7 Notice

- 1.Don't play the toy on the road, select a safe place for operating to avoid dangerous.
- 2.Plays the toy in water may cause short-circuit damage. Please use the dry cloth to clean the car.
- 3.If abnormal speed or reaction, it may be because of insufficient battery power, please charge the battery.
- 4.The batteries should be charged under adult supervision. Please use the batteries recommended.
- 5.Please install the battery in a correct polarity.
- 6.Do not mix new and old batteries together, short-circuited.

- 7.Please charge the battery before initial use.
- 8.Please check the plug, case and other units of charger regularly to make sure that it is not broken.Don't use again if you find abnormality of the charger.
- 9.Please do not connect the product to different performance power.

CHOKING HAZARD-small parts, not for children under 3 years.

Specifications colors and contents may vary from illustrations.

Frequency bands : 2405MH to 2475MHZ
Maximum output power : -12.61dBm(for EU compliance)

Manu facturer : Doubleeagle Industry (China) Limited.
Address : Xingda Industrial Park, Chenghai District, Shantou City, Guangdong Province, China.
Importer : JAMARA e.K.
Address : Inh . Manuel Natterer
Am Lauerbühl 5 - DE-88317 Aichstetten Germany

CHOKING HAZARD-small parts, not for children under 3 years.

changes or modifications not expressly approved by the party responsible for compliance could void the user's authority to operate the equipment.

This equipment has been tested and found to comply with the limits for a Class B digital device, pursuant to Part 15 of the FCC Rules. These limits are designed to provide reasonable protection against harmful interference in a residential installation. This equipment generates, uses and can radiate radio frequency energy and, if not installed and used in accordance with the instructions, may cause harmful interference to radio communications. However, there is no guarantee that interference will not occur in a particular installation.

If this equipment does cause harmful interference to radio or television reception, which can be determined by turning the equipment off and on, the user is encouraged to try to correct the interference by one or more of the following measures:

- Reorient or relocate the receiving antenna.
- Increase the separation between the equipment and receiver.
- Connect the equipment into an outlet on a circuit different from that to which the receiver is connected.
- Consult the dealer or an experienced radio/TV technician for help.

MODIFICATION: Any changes or modifications not expressly approved by the grantee of this device could void the user's authority to operate the device.

Hereby, DOUBLEEAGLE INDUSTRY (CHINA)LIMITED, declares that this Remote control car series is in compliance with the essential requirements and other relevant provisions of Directive 2014/53/EU.

The full test of the EU declaration of conformity is available at the following internet address: www.doubleeagle-group.com

The device has been evaluated to meet general RF exposure requirement. The device can beused in portable exposure condition without restriction.

This device complies with Part 15 of the FCC Rules. Operation is subject to the following two conditions : (1) this device may not cause harmful interference, and (2) this device must accept any interference received, including interference that may cause undesired operation.