

# **SOUNDER STROBE WATERPROOF BOX**

## **INSTALLATION AND OPERATION MANUAL**

Document Control  
Version : Rev1.0-0125  
Effective Date :  
Manual Number : 1208202505  
Next Review Date

## Product Safety

To prevent severe injury and loss of life or property, read the instruction carefully before installing the detector to ensure proper and safe operation of the system.



### European Union directive

2012/19/EU (WEEE directive): Products marked with this symbol cannot be disposed of as unsorted municipal waste in the European Union. For proper recycling, return this product to your local supplier upon the purchase of equivalent new equipment, or dispose of it at designated collection points.

For more information please visit the website at [www.recyclethis.info](http://www.recyclethis.info)

## Table of Content

1	Introduction.....	4
1.1	Overview.....	4
1.2	Feature and Benefits.....	4
1.3	Appearance and Benefits.....	4
1.4	Technical Parameters.....	5
2	Installation.....	5

## 1.Introduction

### 1.1.Overview

The NFA-T02WB sounder strobe waterproof box is designed for outdoor environments, tunnels, and pipe racks. It can be paired with sounder strobes to enable fire detection and linkage control. Our products are dust-proof and waterproof, which can be applied in dusty and humid environment, and are certified by national testing organization.



NFA-T02WB Sounder Strobe Waterproof Box

### 1.2.Feature and Benefits

- Used to make the sounder strobe weatherproof and water resistant.
- Suitable for outdoor use.

### 1.3. Appearance and dimension

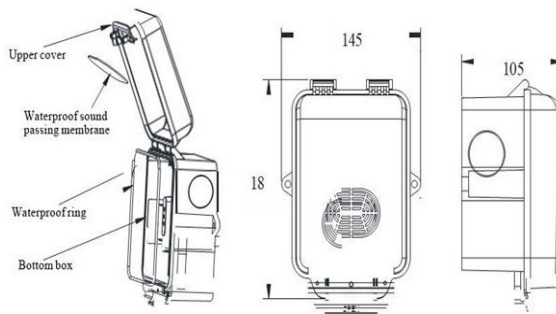


Fig.1 Appearance and dimension

## 1.4. Technical parameters

• Outline dimension	182x145x105mm
• Protection class	IP66
• Material	Upper cover is transparent and bottom box ABS
• Colour	Bottom case is red and upper cover is transparent
• Weight	240g
• Operating temperature	-40°C ~ 70°C
• Matched products	NFA-T01ST sounder strobe

## 2.Installation

### 1. Installation and fastening for NFA-T02WB sounder strobe waterproof box.

The space is 140×105×46mm inside waterproof box; the produce less than this dimension and with sound prompt requirement can match with this kind of waterproof box.

Installation hole spacing is 60mm inside waterproof box. It is recommended that ST4.2\*12mm self-tapping screw is used for fastening. Fastening hole spacing of waterproof box is 132mm. M5 expansion screw is recommended for fastening, as shown in Fig. 2.

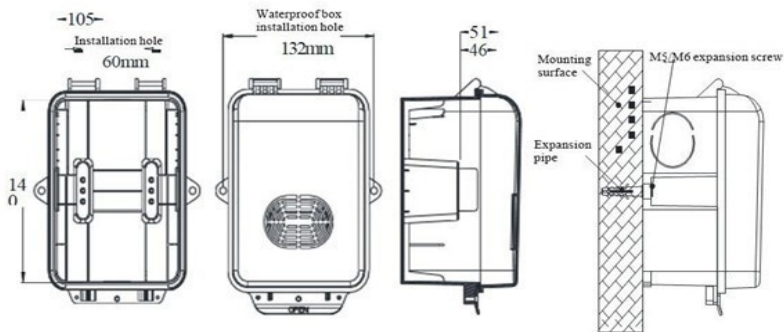


Fig.2 Inner dimension and installation diagram

### 2. Incoming line type for NFA-T02WB sounder strobe waterproof box.

Because of different construction types at site, waterproof box can meet the requirements of M20 and M36 waterproof joints. Details as follows:

M36 waterproof joint is standard part, which is applicable to OD 18-25mm cable or conduit. It is recommended that M36×1.5 waterproof joint thread length is 10mm.

M20 waterproof joint is standard part, which is applicable to OD 6-12mm cable or conduit. It is recommended that M36×1.5 waterproof joint thread length is 10mm.

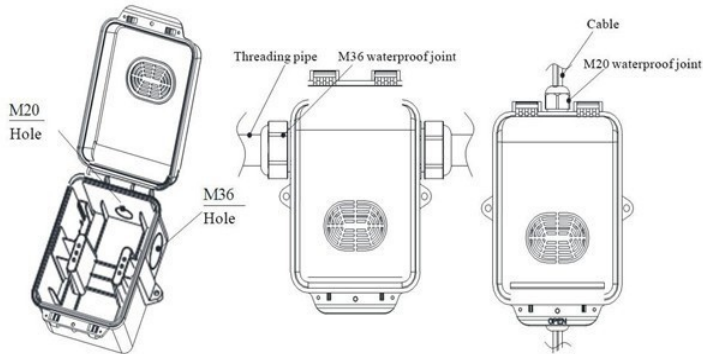


Fig.3 Incoming line type

### 3. Optional installation principle for fastening screws.

Upper cover and bottom case can be structurally clamped. During the course of using, ST2.9\*8mm self-tapping screw can be used to lock the bottom in order to avoid unnecessary starting or human-induced protection failure due to upper and lower covers not tightly fastened, as shown in Fig. 4.

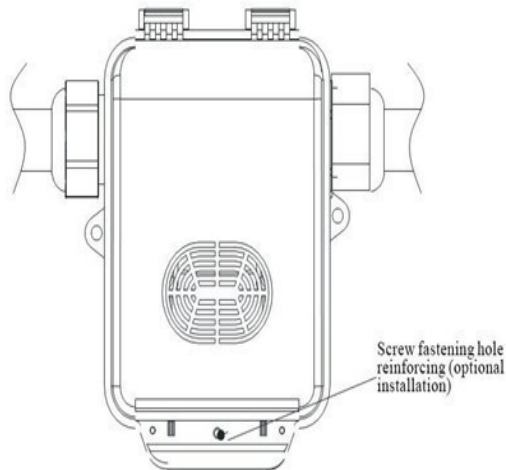


Fig.4 Fastening screw installation position



NordenCommunicationUKLtd.  
18<sup>th</sup> & 19<sup>th</sup> Floor, 100 Bishopsgate,  
London EC2N 4AG, United Kingdom  
Tel: +44 (0) 2045405070  
E-mail: [salesuk@norden.co.uk](mailto:salesuk@norden.co.uk)  
[www.nordencommunication.com](http://www.nordencommunication.com)