

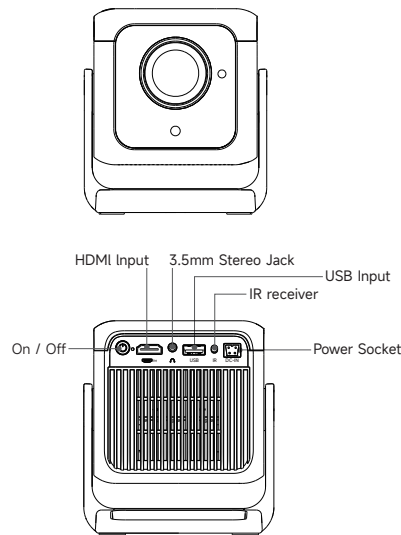
User Manual

Safety Instructions

Read all instructions before you use this device. Do not make any changes or create settings that are not described in this manual. If physical damage, loss of data or damage is caused by failure to follow instructions, the warranty does not apply.

1. To reduce the risk of fire or electric shock, do not expose the device to rain or moisture. Objects filled with liquids, such as vases, should not be placed on this device.
2. Do not place this device on soft surfaces such as tablecloths or carpets, otherwise the device could be a fire hazard.
3. Do not place this device in areas susceptible to excessive dust and dirt or near any appliance generating a strong magnetic field.
4. To prevent overheating, do not block or clog the ventilation holes.
5. Never place this device in a confined space. Always leave enough space around this device for ventilation.
6. Protect this device from overexposure to direct sunlight, heat, large temperature fluctuations and moisture. Avoid extreme temperatures.
7. When this device is running for a long period of time, the surface may become hot. Shut it down immediately and unplug the charger. Resume operation after this device has cooled down.
8. Always handle this device with care. Avoid touching the lens. Do not allow children to handle the device without supervision.
9. Use attachments or accessories specified by the manufacturer only.
10. Avoid extreme vibration as it may damage the internal components.

Overview



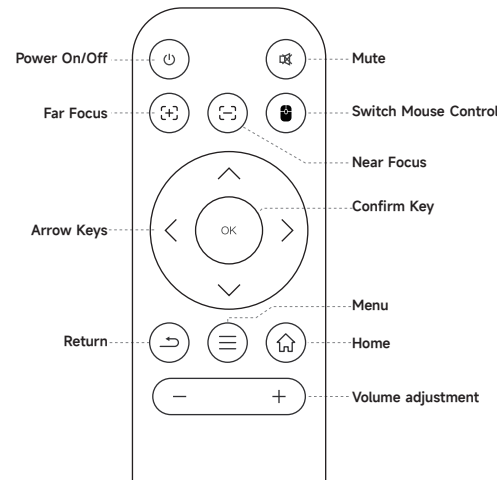
Tips:

Blurry Image

Go to Settings - Display - Auto Keystone Correction - Turn on the Auto Keystone Correction or enter Manual Keystone to adjust the image.

Press the focus button on remote control to get the best clarity.

Remote Control



Attention:

1. Do not submerge the remote control in the water.
2. Do not put the remote control near fire or in wet or hot places.
3. Do not use old and new batteries together in the remote control.
4. Please take the batteries out if not using the remote control for a long time to avoid battery leakage.
5. Please point the remote control toward the IR receiver.
6. Please use the remote control within 6 meters distance and 30 degree angle.

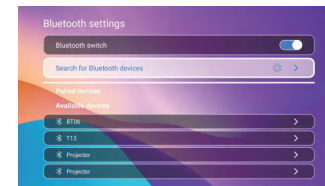
Networking Setting

Go to Settings - Network Settings- Wireless Network/Hotspot settings.



Bluetooth Setting

Go to Settings - Bluetooth Settings - Bluetooth Switch to search and pair the device that you want to connect to.



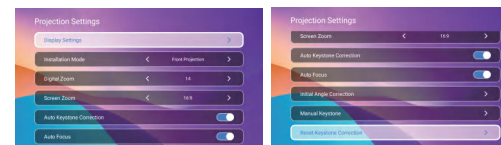
Language and keyboard

Go to Settings - Language and keyboard enter to setup language and select input method



Projection Settings

Go to Settings - Projector setting, enter to Display Settings,Installation Mode,Digital Zoom,Screen Zoom, Auto Keystone Correction,Auto Focus, Initial Angle Correction,Manual Keystone,Reset Keystone Correction



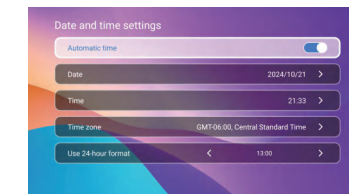
Application Settings

Go to Settings - All applications, enter to App Store,Music , Play Store, Screen Cast, and Office Suite



Date and time settings

Go to Setting - Date and time settings,enter to Automatic time, Date,Time, Time zone,Use 24-hour format



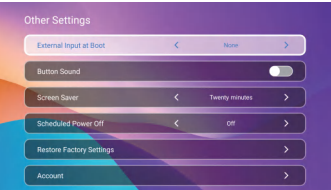
About

Go to Setting - About enter to Device model, UI version, Android version, Resolution, Memory, Storage,Wireless MAC, Serial Number, Local upgrade, Online Upgrade



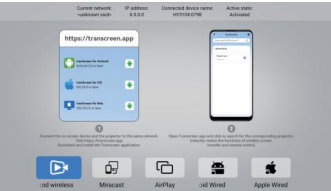
Other Settings

Go to Setting - Other Setting, enter to External Input at Boot, Button Sound, Screen Saver, Scheduled Power Off, Restore Factory Settings, Account.



Screen Csat

Settings- Application Settings-Screen Cast-Open Screen Cast service-Turn on the phone mirroring-Connection



FCC STATEMENT:

This device complies with Part 15 of the FCC Rules. Operation is subject to the following two conditions:
(1) This device may not cause harmful interference, and
(2) This device must accept any interference received, including interference that may cause undesired operation.
Warning: Changes or modifications not expressly approved by the party responsible for compliance could void the user's authority to operate the equipment.

NOTE: This equipment has been tested and found to comply with the limits for a Class B digital device, pursuant to Part 15 of the FCC Rules. These limits are designed to provide reasonable protection against harmful interference in a residential installation. This equipment generates uses and can radiate radio frequency energy and, if not installed and used in accordance with the instructions, may cause harmful interference to radio communications. However, there is no guarantee that interference will not occur in a particular installation. If this equipment does cause harmful interference to radio or television reception, which can be determined by turning the equipment off and on, the user is encouraged to try to correct the interference by one or more of the following measures:
Reorient or relocate the receiving antenna.
Increase the separation between the equipment and receiver.
Connect the equipment into an outlet on a circuit different from that to which the receiver is connected.
Consult the dealer or an experienced radio/TV technician for help.

FCC Radiation Exposure Statement:
This equipment complies with FCC radiation exposure limits set forth for an uncontrolled environment. This equipment should be installed and operated with minimum distance 20cm between the radiator & your body.

ISED Statement

English: This device contains licence-exempt transmitter(s)/receiver(s) that comply with Innovation, Science and Economic Development Canada's licence-exempt RSS(s). Operation is subject to the following two conditions:
(1) This device may not cause interference.
(2) This device must accept any interference, including interference that may cause undesired operation of the device.
The digital apparatus complies with Canadian CAN ICES-3 (B)/NMB-3(B). French: Cet appareil contient des émetteurs/récepteurs exempts de licence qui sont conformes aux RSS exemptés de licence d'Innovation, Sciences et Développement économique Canada. L'exploitation est soumise aux deux conditions suivantes :
(1) Cet appareil ne doit pas provoquer d'interférences.
(2) Cet appareil doit accepter toute interférence, y compris les interférences susceptibles de provoquer un fonctionnement indésirable de l'appareil. L'appareil numérique du client conforme canadien peut - 3 (b)/nmb - 3 (b)
This device meets the exemption from the routine evaluation limits in section 2.5 of RSS 102 and compliance with RSS 102 RF exposure, users can obtain Canadian information on RF exposure and compliance. Cet appareil est conforme à l'exemption des limites d'évaluation courante dans la section 2.5 du cnr -102 et conformité avec rrs 102 de l'exposition aux rf, les utilisateurs peuvent obtenir des données canadiennes sur l'exposition aux champs rf et la conformité.
This equipment complies with Canada radiation exposure limits set forth for an uncontrolled environment. Cet équipement est conforme aux limites d'exposition aux rayonnements du Canada établies pour un environnement non contrôlé.
This equipment should be installed and operated with minimum distance 20cm between the radiator & your body.
Cet équipement doit être installé et utilisé à une distance minimale de 20 cm entre le radiateur et votre corps.

Thanks for purchasing!

Need help?

Please send email inclose item name to our Brand

Support Team (support@magcubic.com), in order to get better experience, prompt reply and further assistance.