



Instructions on how to connect your mobile phone via Bluetooth® using the pairing feature of the Mercedes-Benz hands-free system.

For a connection between your mobile phone and your Mercedes-Benz hands-free system to be successful, Bluetooth® must be turned on in your mobile phone. Please make sure to also read the operating and pairing instructions of the mobile phone. Please follow the steps below to connect your mobile phone Huawei P9 EVA-AL00 with the mobile phone application of your Mercedes-Benz hands-free system using Bluetooth®.

Step 1 (to be performed on your Huawei P9 EVA-AL00)

From the main screen of your mobile phone,

1. Push the "Applications" button and then find the "Settings"
2. Select "Settings"
3. Select the option "Bluetooth"
4. Select the option to turn on Bluetooth®
5. If your device does not already show "Your phone is currently visible to nearby devices," then make your Huawei P9 EVA-AL00 visible by selecting its name at the top of the screen or by selecting "Make phone visible".

Step 2

To get to the telephone screen of your Mercedes-Benz hands-free system press the "TEL" key on the center console or select "Phone."



Step 3

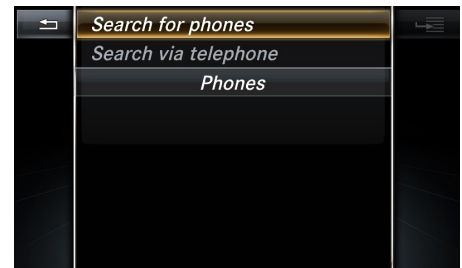
Select the application "Connect Device" located in the lower left corner.





Step 4

Select "Search for phones".



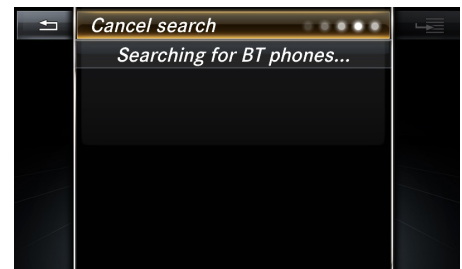
Step 5

Select "Start search".



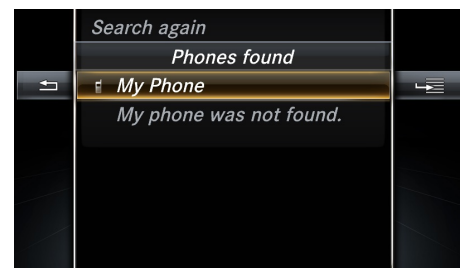
Step 6

The system will now search for any Bluetooth® compatible phones. This may take some time depending on how many devices are found by the system.



Step 7

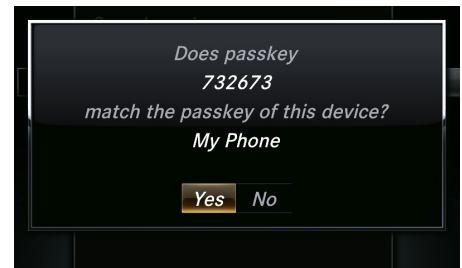
Once the system completes searching select your mobile phone (example "My Phone") from the list.





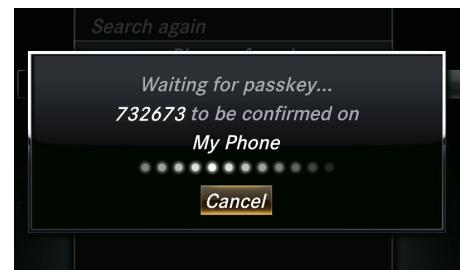
Step 8

The pairing process will generate a 6-digit passcode and display it on the screen. Verify that the same 6 digits are shown on the display of your Huawei P9 EVA-AL00.



Step 9 (to be performed on your Huawei P9 EVA-AL00)

There will be a pop-up "Bluetooth Pairing request: Confirm passkey is #### #### to pair with 'MB Bluetooth'. " Select "Pair" or "OK" on your Huawei P9 EVA-AL00 if the codes match.



Step 10

After the passcode is verified on both the mobile and the Mercedes-Benz hands-free system, the phone will begin to be authorized.

Step 11 (to be performed on your Huawei P9 EVA-AL00)

If the authorization was successful the Bluetooth screen will now show "MB Bluetooth" and "Connected".

1. If there is a pop-up "Contacts/phonebook request: MB Bluetooth would like to access your contacts and call history. Allow MB Bluetooth access?/Give access to MB Bluetooth?" select "OK"
2. If there is an additional pop-up "MAP/message access request: MB Bluetooth would like to access your messages. Give access to MB Bluetooth?" select "OK"



Step 12

After your mobile phone is successfully connected via Bluetooth® to your Mercedes-Benz hands-free system, the name of your mobile phone (example "My Phone") will be displayed in the lower left corner.

