

Environmental product declaration

in accordance with ISO 14025 and EN 15804+A2

Roth QuickTemp ClimaComfort® edge strip



The Norwegian EPD Foundation

Owner of the declaration:

Roth North Europe A/S

Product:

Roth QuickTemp ClimaComfort® edge strip

Declared unit:

1 kg

This declaration is based on Product Category Rules:

CEN Standard EN 15804:2012+A2:2019 serves as core PCR

NPCR Part A: Construction products and services. Ver. 2.0 March 2021

Program operator:

The Norwegian EPD Foundation

Declaration number:

NEPD-9635-9279

Registration number:

NEPD-9635-9279

Issue date:

08.04.2025

Valid to:

08.04.2030

EPD software:

LCAno EPD generator ID: 872548

General information

Product:

Roth QuickTemp ClimaComfort® edge strip

Program operator:

The Norwegian EPD Foundation
Post Box 5250 Majorstuen, 0303 Oslo, Norway
Phone: +47 977 22 020
web: www.epd-norge.no

Declaration number:

NEPD-9635-9279

This declaration is based on Product Category Rules:

CEN Standard EN 15804:2012+A2:2019 serves as core PCR
NPCR Part A: Construction products and services. Ver. 2.0 March 2021

Statement of liability:

The owner of the declaration shall be liable for the underlying information and evidence. EPD Norway shall not be liable with respect to manufacturer information, life cycle assessment data and evidences.

Declared unit:

1 kg Roth QuickTemp ClimaComfort® edge strip

Declared unit with option:

A1-A3, A4, A5, C1, C2, C3, C4, D

Functional unit:

General information on verification of EPD from EPD tools:

Independent verification of data, other environmental information and the declaration according to ISO 14025:2010, § 8.1.3 and § 8.1.4. Verification of each EPD is made according to EPD-Norway's guidelines for verification and approval requiring that tools are i) integrated into the company's environmental management system, ii) the procedures for use of the EPD tool are approved by EPD-Norway, and iii) the process is reviewed annually by an independent third party verifier. See Appendix G of EPD-Norway's General Programme Instructions for further information on EPD tools

Verification of EPD tool:

Independent third party verification of the EPD tool, background data and test-EPD in accordance with EPDNorway's procedures and guidelines for verification and approval of EPD tools.

Third party verifier:

Elisabet Amat, GREENIZE projects

(no signature required)

Owner of the declaration:

Roth North Europe A/S
Contact person: Stine Bøgh Petersen
Phone: +45 47 33 97 00
e-mail: sustainability@roth-northeurope.com

Manufacturer:

Roth North Europe A/S

Place of production:

Roth North Europe A/S
Centervej 5
3600 Frederikssund, Denmark

Management system:

EN ISO 9001:2015, EN ISO 14001:2015

Organisation no:

34012113

Issue date:

08.04.2025

Valid to:

08.04.2030

Year of study:

2022

Comparability:

EPD of construction products may not be comparable if they not comply with EN 15804 and seen in a building context.

Development and verification of EPD:

The declaration is created using EPD tool lca.tools ver EPD2022.03, developed by LCA.no. The EPD tool is integrated in the company's management system, and has been approved by EPD Norway.

Developer of EPD: Kim Haugsted Neubert

Reviewer of company-specific input data and EPD: Stine Bøgh Petersen

Approved:



Håkon Hauan, CEO EPD-Norge

Product:

Product description:

The Roth QuickTemp ClimaComfort® edge strip is used to delimit the contact of the liquid screed to the surrounding construction as well to prevent cold- and sound bridges in accordance with DIN 18 560.

Product specification:

| Materials | Value | Unit |
|-----------------------------|--------|------|
| Adhesive tape | 0-5 | % |
| Polyethylene, extruded foam | 90-100 | % |
| Plastic packaging | 0-5 | % |

Technical data:

- > Reliable avoidance of sound bridges through permanent elastic PE-material
- > High elasticity, good tear resistance, no water uptake
- > 100% free HFCKW and HFKW
- > Produced without HBCD
- > Manufactured without HBCD flame retardant material

Market:

Denmark, Sweden, Norway, Finland and UK

Reference service life, product:

50 years (Haugbølle, K., et.al, 2022)

Reference service life, building or construction works:

50 years (Haugbølle, K., et.al, 2022)

LCA: Calculation rules

Declared unit:

1 kg Roth QuickTemp ClimaComfort® edge strip

Cut-off criteria:

All major raw materials and all the essential energy is included. The production processes for raw materials and energy flows with very small amounts (less than 1%) are not included. These cut-off criteria do not apply for hazardous materials and substances.

Allocation:

The allocation is made in accordance with the provisions of EN 15804. Incoming energy and water and waste production in-house is allocated equally among all products through mass allocation. Effects of primary production of recycled materials is allocated to the main product in which the material was used. The recycling process and transportation of the material is allocated to this analysis.

Data quality:

Specific data for the product composition are provided by the manufacturer. The data represent the production of the declared product and were collected for EPD development in the year of study. Background data is based on EPDs according to EN 15804 and different LCA databases. The data quality of the raw materials in A1 is presented in the table below.

| Materials | Source | Data quality | Year |
|------------------------|---------------|--------------|------|
| Packaging - Plastic | ecoinvent 3.6 | Database | 2019 |
| Plastic - Polyethylene | ecoinvent 3.6 | Database | 2019 |
| Tape | ecoinvent 3.6 | Database | 2019 |

System boundaries (X=included, MND=module not declared, MNR=module not relevant)

| Product stage | | | Construction installation stage | | Use stage | | | | | | | | End of life stage | | | | Beyond the system boundaries |
|---------------|-----------|---------------|---------------------------------|----------|-----------|-------------|--------|-------------|---------------|------------------------|-----------------------|--|----------------------------|-----------|------------------|----------|------------------------------------|
| Raw materials | Transport | Manufacturing | Transport | Assembly | Use | Maintenance | Repair | Replacement | Refurbishment | Operational energy use | Operational water use | | De-construction demolition | Transport | Waste processing | Disposal | Reuse-Recovery-Recycling-potential |
| A1 | A2 | A3 | A4 | A5 | B1 | B2 | B3 | B4 | B5 | B6 | B7 | | C1 | C2 | C3 | C4 | D |
| X | X | X | X | X | MND | MND | MND | MND | MND | MND | MND | | X | X | X | X | X |

System boundary:

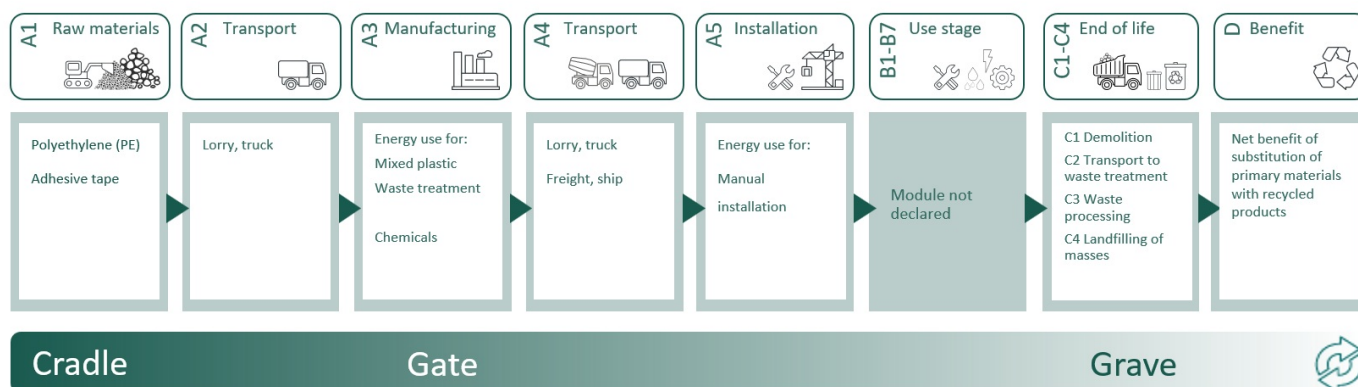
Module A1: Packaging has been included by average use of packaging pr. 1 kg of product.

Module A4: The transportation distances provided in this EPD are derived from precise data concerning the distances between production facility and various sales departments in different countries. Distribution from each of the sales departments to the end customers a distance of 300 km* is assumed.

*Transportation by truck is assumed on a distribution of 80% EURO 6 and 20% EURO 5, based on data from the company's own logistics provider.

Module A5/C1: Manual installation and demolition has been assumed.

Module C2: The estimated transportation distance to the waste handling facility in this EPD is 100 km, assuming the use of a truck as the transport method.



Additional technical information:

No technical information declared.














LCA: Scenarios and additional technical information

The following information describe the scenarios in the different modules of the EPD.

| Transport from production place to user (A4) | Capacity utilisation (incl. return) % | Distance (km) | Fuel/Energy Consumption | Unit | Value (Liter/tonne) |
|--|---------------------------------------|---------------|-------------------------|-------|---------------------|
| Ship, Coastal Barge (km) | 71,0 % | 165 | 0,011 | l/tkm | 1,82 |
| Truck, 16-32 tonnes, EURO 5 (km) - Europe | 36,7 % | 88 | 0,044 | l/tkm | 3,86 |
| Truck, 16-32 tonnes, EURO 5 (km) - Europe | 36,7 % | 157 | 0,044 | l/tkm | 6,91 |
| Truck, 16-32 tonnes, EURO 5 (km) - Europe | 36,7 % | 60 | 0,044 | l/tkm | 2,64 |
| Truck, 16-32 tonnes, EURO 6 (km) - Europe | 36,7 % | 240 | 0,043 | l/tkm | 10,32 |
| Truck, 16-32 tonnes, EURO 6 (km) - Europe | 36,7 % | 628 | 0,043 | l/tkm | 27,00 |
| Truck, 16-32 tonnes, EURO 6 (km) - Europe | 36,7 % | 351 | 0,043 | l/tkm | 15,10 |
| Assembly (A5) | | | | | |
| Unit | Value | | | | |
| Waste, packaging, plastic film (LDPE), to average treatment (kg) | kg | 0,039 | | | |
| Transport to waste processing (C2) | Capacity utilisation (incl. return) % | Distance (km) | Fuel/Energy Consumption | Unit | Value (Liter/tonne) |
| Truck, 16-32 tonnes, EURO 5 (km) - Europe | 36,7 % | 100 | 0,044 | l/tkm | 4,40 |
| Waste processing (C3) | | | | | |
| Unit | Value | | | | |
| Waste treatment per kg Polyethylene (PE), incineration with fly ash extraction (kg) | kg | 0,96 | | | |
| Waste treatment per kg Plastic, Mixture, incineration with fly ash extraction (kg) | kg | 0,040 | | | |
| Disposal (C4) | | | | | |
| Unit | Value | | | | |
| Landfilling of ashes from incineration of Polyethylene (PE), process per kg ashes and residues (kg) | kg | 0,033 | | | |
| Landfilling of ashes from incineration of Acrylonitrile butadiene styrene, ABS, municipal incineration with fly ash extraction, process per kg ashes and residues (kg) | kg | 0,0013 | | | |
| Benefits and loads beyond the system boundaries (D) | | | | | |
| Unit | Value | | | | |
| Substitution of electricity (MJ) | MJ | 1,92 | | | |
| Substitution of thermal energy, district heating (MJ) | MJ | 29,094 | | | |

LCA: Results

The LCA results are presented below for the declared unit defined on page 2 of the EPD document.

| Environmental impact | | | | | | | | | | |
|--|------------------------|----------|----------|----------|----|----------|----------|----------|-----------|--|
| Indicator | Unit | A1-A3 | A4 | A5 | C1 | C2 | C3 | C4 | D | |
|  GWP-total | kg CO ₂ -eq | 6,31E+00 | 2,68E-01 | 3,12E-03 | 0 | 1,73E-02 | 2,99E+00 | 1,89E-03 | -1,75E-01 | |
|  GWP-fossil | kg CO ₂ -eq | 6,29E+00 | 2,68E-01 | 3,12E-03 | 0 | 1,73E-02 | 2,99E+00 | 1,89E-03 | -1,69E-01 | |
|  GWP-biogenic | kg CO ₂ -eq | 2,16E-02 | 1,14E-04 | 4,31E-07 | 0 | 7,06E-06 | 2,55E-05 | 9,93E-07 | -3,48E-04 | |
|  GWP-luluc | kg CO ₂ -eq | 3,34E-03 | 1,07E-04 | 2,40E-07 | 0 | 6,06E-06 | 3,82E-06 | 2,84E-07 | -5,81E-03 | |
|  ODP | kg CFC11 -eq | 5,40E-07 | 6,03E-08 | 1,88E-10 | 0 | 3,95E-09 | 2,43E-09 | 1,95E-10 | -1,23E-02 | |
|  AP | mol H ⁺ -eq | 2,04E-02 | 8,91E-04 | 3,85E-06 | 0 | 7,08E-05 | 3,83E-04 | 6,51E-06 | -1,39E-03 | |
|  EP-FreshWater | kg P -eq | 2,24E-04 | 2,17E-06 | 6,43E-09 | 0 | 1,36E-07 | 2,40E-07 | 2,56E-08 | -1,50E-05 | |
|  EP-Marine | kg N -eq | 3,57E-03 | 2,16E-04 | 3,52E-06 | 0 | 2,10E-05 | 1,84E-04 | 2,02E-06 | -4,54E-04 | |
|  EP-Terrestrial | mol N -eq | 4,15E-02 | 2,41E-03 | 1,38E-05 | 0 | 2,32E-04 | 1,98E-03 | 2,30E-05 | -4,91E-03 | |
|  POCP | kg NMVOC -eq | 2,60E-02 | 8,19E-04 | 4,54E-06 | 0 | 7,11E-05 | 4,75E-04 | 6,35E-06 | -1,35E-03 | |
|  ADP-minerals&metals ¹ | kg Sb-eq | 3,35E-05 | 7,22E-06 | 1,66E-08 | 0 | 4,69E-07 | 1,12E-07 | 1,02E-08 | -1,68E-06 | |
|  ADP-fossil ¹ | MJ | 1,40E+02 | 4,03E+00 | 1,29E-02 | 0 | 2,61E-01 | 2,02E-01 | 1,67E-02 | -2,41E+00 | |
|  WDP ¹ | m ³ | 3,95E+02 | 3,95E+00 | 4,55E-02 | 0 | 2,49E-01 | 5,23E-01 | 1,80E-01 | -3,00E+01 | |

GWP-total = Global Warming Potential total; GWP-fossil = Global Warming Potential fossil fuels; GWP-biogenic = Global Warming Potential biogenic; GWP-luluc = Global Warming Potential land use and land use change; ODP = Depletion potential of the stratospheric ozone layer; AP = Acidification potential, Accumulated Exceedance; EP-freshwater = Eutrophication potential, fraction of nutrients reaching freshwater end compartment; EP-marine = Eutrophication potential, fraction of nutrients reaching marine end compartment; EP-terrestrial = Eutrophication potential, Accumulated Exceedance; POCP = Formation potential of tropospheric ozone; ADP-minerals&metals = Abiotic depletion potential for non-fossil resources; ADP-fossil = Abiotic depletion for fossil resources potential; WDP = Water (user) deprivation potential, deprivation-weighted water consumption







"Reading example: 9,0 E-03 = 9,0*10⁻³ = 0,009"

*INA Indicator Not Assessed

1. The results of this environmental impact indicator shall be used with care as the uncertainties on these results are high or as there is limited experienced with the indicator

Remarks to environmental impacts:

Additional environmental impact indicators



| Indicator | Unit | A1-A3 | A4 | A5 | C1 | C2 | C3 | C4 | D |
|---|-------------------|----------|----------|----------|----|----------|----------|----------|-----------|
|  PM | Disease incidence | 1,52E-07 | 1,66E-08 | 6,90E-11 | 0 | 1,25E-09 | 1,51E-09 | 7,90E-11 | -8,42E-08 |
|  IRP ² | kgBq U235 -eq | 2,47E-01 | 1,76E-02 | 5,82E-05 | 0 | 1,14E-03 | 3,53E-04 | 7,97E-05 | -1,54E-02 |
|  ETP-fw ¹ | CTUe | 3,90E+01 | 2,98E+00 | 1,23E-02 | 0 | 1,92E-01 | 7,66E-01 | 3,17E-02 | -1,31E+01 |
|  HTP-c ¹ | CTUh | 1,38E-09 | 0,00E+00 | 0,00E+00 | 0 | 0,00E+00 | 6,90E-11 | 2,00E-12 | -2,40E-10 |
|  HTP-nc ¹ | CTUh | 3,59E-08 | 3,17E-09 | 1,20E-11 | 0 | 2,08E-10 | 2,68E-09 | 5,90E-11 | -1,26E-08 |
|  SQP ¹ | dimensionless | 1,79E+01 | 2,82E+00 | 2,25E-02 | 0 | 1,80E-01 | 2,54E-02 | 4,57E-02 | -1,61E+01 |

PM = Particulate Matter emissions; IRP = Ionizing radiation – human health; ETP-fw = Eco toxicity – freshwater; HTP-c = Human toxicity – cancer effects; HTP-nc = Human toxicity – non cancer effects; SQP = Potential Soil Quality Index (dimensionless)

"Reading example: 9,0 E-03 = 9,0*10⁻³ = 0,009"

*INA Indicator Not Assessed




1. The results of this environmental impact indicator shall be used with care as the uncertainties on these results are high or as there is limited experienced with the indicator
2. This impact category deals mainly with the eventual impact of low dose ionizing radiation on human health of the nuclear fuel cycle. It does not consider effects due to possible nuclear accidents, occupational exposure nor due to radioactive waste disposal in underground facilities. Potential ionizing radiation from the soil, from radon and from some construction materials is also not measured by this indicator.

| Resource use | | | | | | | | | | |
|---|-------|----------------|----------|----------|-----------|----|----------|-----------|----------|-----------|
| Indicator | | Unit | A1-A3 | A4 | A5 | C1 | C2 | C3 | C4 | D |
|  | PERE | MJ | 6,95E+00 | 5,87E-02 | 3,25E-04 | 0 | 3,69E-03 | 6,29E-03 | 1,00E-03 | -1,49E+01 |
|  | PERM | MJ | 0,00E+00 | 0,00E+00 | 0,00E+00 | 0 | 0,00E+00 | 0,00E+00 | 0,00E+00 | 0,00E+00 |
|  | PERT | MJ | 6,95E+00 | 5,87E-02 | 3,25E-04 | 0 | 3,69E-03 | 6,29E-03 | 1,00E-03 | -1,49E+01 |
|  | PENRE | MJ | 9,58E+01 | 4,03E+00 | 1,29E-02 | 0 | 2,61E-01 | 2,02E-01 | 1,67E-02 | -2,41E+00 |
|  | PENRM | MJ | 4,39E+01 | 0,00E+00 | -1,68E+00 | 0 | 0,00E+00 | -4,22E+01 | 0,00E+00 | 0,00E+00 |
|  | PENRT | MJ | 1,40E+02 | 4,03E+00 | -1,66E+00 | 0 | 2,61E-01 | -4,20E+01 | 1,67E-02 | -2,41E+00 |
|  | SM | kg | 0,00E+00 | 0,00E+00 | 0,00E+00 | 0 | 0,00E+00 | 0,00E+00 | 0,00E+00 | 0,00E+00 |
|  | RSF | MJ | 7,73E-01 | 2,17E-03 | 8,53E-06 | 0 | 1,32E-04 | 1,72E-04 | 2,49E-05 | -2,61E-03 |
|  | NRSF | MJ | 8,95E-02 | 7,55E-03 | 2,23E-05 | 0 | 4,71E-04 | 0,00E+00 | 3,45E-03 | -8,83E-01 |
| | FW | m ³ | 6,38E-02 | 4,38E-04 | 6,81E-06 | 0 | 2,75E-05 | 6,45E-04 | 1,53E-05 | -1,79E-02 |

PERE = Use of renewable primary energy excluding renewable primary energy resources used as raw materials; PERM = Use of renewable primary energy resources used as raw materials; PERT = Total use of renewable primary energy resources; PENRE = Use of non renewable primary energy excluding non-renewable primary energy resources used as raw materials; PENRM = Use of non renewable primary energy resources used as raw materials; PENRT = Total use of non renewable primary energy resources; SM = Use of secondary materials; RSF = Use of renewable secondary fuels; NRSF = Use of non-renewable secondary fuels; FW = Net use of fresh water

*Reading example: 9,0 E-03 = $9,0 \cdot 10^{-3} = 0,009$






*INA Indicator Not Assessed

| End of life - Waste | | | | | | | | | | |
|--|------|----------|----------|----------|----|----------|----------|----------|-----------|--|
| Indicator | Unit | A1-A3 | A4 | A5 | C1 | C2 | C3 | C4 | D | |
|  HWD | kg | 8,66E-03 | 2,09E-04 | 0,00E+00 | 0 | 1,33E-05 | 0,00E+00 | 2,87E-02 | -1,13E-04 | |
|  NHWD | kg | 2,41E-01 | 1,91E-01 | 3,94E-02 | 0 | 1,25E-02 | 0,00E+00 | 1,58E-02 | -5,70E-02 | |
|  RWD | kg | 2,46E-04 | 2,74E-05 | 0,00E+00 | 0 | 1,78E-06 | 0,00E+00 | 1,00E-07 | -1,26E-05 | |

HWD = Hazardous waste disposed; NHWD = Non-hazardous waste disposed; RWD = Radioactive waste disposed

"Reading example: 9,0 E-03 = $9,0 \cdot 10^{-3}$ = 0,009"

*INA Indicator Not Assessed

| End of life - Output flow | | | | | | | | | | |
|---|------|----------|----------|----------|----|----------|----------|----------|----------|--|
| Indicator | Unit | A1-A3 | A4 | A5 | C1 | C2 | C3 | C4 | D | |
|  CRU | kg | 0,00E+00 | 0,00E+00 | 0,00E+00 | 0 | 0,00E+00 | 0,00E+00 | 0,00E+00 | 0,00E+00 | |
|  MFR | kg | 3,84E-02 | 0,00E+00 | 2,01E-02 | 0 | 0,00E+00 | 0,00E+00 | 0,00E+00 | 0,00E+00 | |
|  MER | kg | 1,90E-02 | 0,00E+00 | 1,97E-06 | 0 | 0,00E+00 | 1,00E+00 | 0,00E+00 | 0,00E+00 | |
|  EEE | MJ | 1,64E-02 | 0,00E+00 | 3,03E-06 | 0 | 0,00E+00 | 1,92E+00 | 0,00E+00 | 0,00E+00 | |
|  EET | MJ | 2,48E-01 | 0,00E+00 | 4,58E-05 | 0 | 0,00E+00 | 2,91E+01 | 0,00E+00 | 0,00E+00 | |

CRU = Components for re-use; MFR = Materials for recycling; MER = Materials for energy recovery; EEE = Exported energy electrical; EET = Exported energy thermal

"Reading example: 9,0 E-03 = $9,0 \cdot 10^{-3}$ = 0,009"

*INA Indicator Not Assessed

| Biogenic Carbon Content | | |
|---|------|---------------------|
| Indicator | Unit | At the factory gate |
| Biogenic carbon content in product | kg C | 0,00E+00 |
| Biogenic carbon content in accompanying packaging | kg C | 0,00E+00 |

Note: 1 kg biogenic carbon is equivalent to 44/12 kg CO₂

Additional requirements

Greenhouse gas emissions from the use of electricity in the manufacturing phase:

National production mix from import, low voltage (production of transmission lines, in addition to direct emissions and losses in grid) of applied electricity for the manufacturing process (A3).

| Electricity mix | Source | Amount | Unit |
|----------------------------|---------------|--------|---------------------------|
| Electricity, Denmark (kWh) | ecoinvent 3.6 | 338,20 | g CO ₂ -eq/kWh |
| Electricity, Germany (kWh) | ecoinvent 3.6 | 585,93 | g CO ₂ -eq/kWh |

Dangerous substances:

The product contains no substances given by the REACH Candidate list.

Indoor environment:

No tests have been carried out on the product concerning indoor environment.

Additional Environmental Information

| Additional environmental impact indicators required in NPCR Part A for construction products | | | | | | | | | |
|--|------------------------|----------|----------|----------|----|----------|----------|----------|-----------|
| Indicator | Unit | A1-A3 | A4 | A5 | C1 | C2 | C3 | C4 | D |
| GWPIOBC | kg CO ₂ -eq | 6,32E+00 | 2,68E-01 | 3,12E-03 | 0 | 1,73E-02 | 2,99E+00 | 2,08E-03 | -1,72E-01 |

GWP-IOBC: Global warming potential calculated according to the principle of instantaneous oxidation. In order to increase the transparency of biogenic carbon contribution to climate impact, the indicator GWP-IOBC is required as it declares climate impacts calculated according to the principle of instantaneous oxidation. GWP-IOBC is also referred to as GWP-GHG in context to Swedish public procurement legislation.

Bibliography

ISO 14025:2010 Environmental labels and declarations - Type III environmental declarations - Principles and procedures.

ISO 14044:2006 Environmental management - Life cycle assessment - Requirements and guidelines.

EN 15804:2012+A2:2019 Environmental product declaration - Core rules for the product category of construction products.

ISO 21930:2017 Sustainability in buildings and civil engineering works - Core rules for environmental product declarations of construction products.





ecoinvent v3, Allocation, cut-off by classification, Swiss Centre of Life Cycle Inventories.

Iversen et al., (2021) eEPD v2021.09 Background information for EPD generator tool system verification, LCA.no Report number: 07.21

Graafland, J. and Ruttenborg, M. (2023) EPD generator for Plastic products, Background information for EPD generator application and LCA data, LCA.no report number: 06.23

NPCR Part A: Construction products and services. Ver. 2.0. March 2021, EPD-Norge.

Haugbølle, K., Mahdi, V., Morelli, M., & Wahedi, H. (2022). BUILD Levetidstabel. BUILD - Institut for Byggeri, by Og Miljø, 2, 978-87-563-2072-6. <https://build.dk/Pages/BUILD-levetidstabel.aspx>

| | | |
|--|---|---|
|  epd-norge <small>Global program operator</small> | Program operator and publisher: The Norwegian EPD Foundation Post Box 5250 Majorstuen, 0303 Oslo, Norway | Phone: +47 977 22 020 e-mail: post@epd-norge.no web: www.epd-norge.no |
|  | Owner of the declaration: Roth North Europe A/S Centervej 5, 3600 Frederikssund, Denmark | Phone: +45 47 33 97 00 e-mail: sustainability@roth-northeurope.com web: roth-northeurope.com |
|  | Author of the Life Cycle Assessment: LCA.no AS Dokka 6A, 1671 Kråkerøy, Norway | Phone: +47 916 50 916 e-mail: post@lca.no web: www.lca.no |
|  | Developer of EPD generator: LCA.no AS Dokka 6A, 1671 Kråkerøy, Norway | Phone: +47 916 50 916 e-mail: post@lca.no web: www.lca.no |
|  | ECO Platform ECO Portal | web: www.eco-platform.org web: ECO Portal |