

MERCATOR ikuü

zigbee pairing instructions

If you require any assistance, you can speak to our customer service team directly via phone on **1300 552 255 (AU)** or **0800 003 329 (NZ)**, or via email at **customer@mercator.com.au**

You can also visit **ikuu.com.au** to access troubleshooting guides and advice on how to get the most from your Mercator Ikuü products, such as guides on scenes and automation.

1 Set Up the App

1. Download the Mercator Ikuü app.
2. Tap 'create new account' or 'log in to account'.
3. Follow the in-app prompts and tap 'OK'.

2 Connecting a Product to the Hub

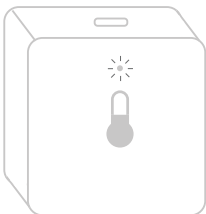
1. To pair a Mercator Ikuü Zigbee product to your hub, press the button on the side of the hub once (do not hold). The LED light will blink slowly.
2. Activate your product's pairing mode by following the 'Connect to the App' instructions below. Once in pairing mode, the hub will automatically detect the product and add it to the app.

3 Connect to the App

To connect your product to the app, you must first enter pairing mode. All Mercator Ikuü Zigbee products require a Mercator Ikuü Zigbee hub.

Activate Pairing Mode:

1. Remove the battery insulation tag.
2. Press and hold the button for 5 seconds. The indicator will start to blink rapidly.




3 Connect to the App (Cont.)

Pairing Your Product:

If the product isn't paired after completing the steps in 'Connecting a Product to the Hub', follow the steps below. Make sure your product is still in pairing mode.

1. Open the Mercator Ikuü app. Make sure your hub's Zigbee LED isn't flashing. If it is flashing, press the button on the side once. It should now stop flashing.
2. Tap + > Add Device > Auto Scan. The discovery process will begin.
3. When your product is discovered, tap 'next'.
4. Once pairing is complete, you can edit your product's name (optional).
5. To finish the pairing process, tap 'done'.
6. Press the button on the side of the sensor to refresh the syncing process.



4 Creating Triggers

Use your environment sensor to trigger other Mercator Ikuü products to complete actions automatically.

1. Tap the settings icon ⚙️ at the bottom left hand side of the screen.
2. Tap the ⊕ icon and select 'when a device's status changes'.
3. Select your sensor from the device list, select 'current temperature' then specify your desired threshold. Tap 'next'.
4. Tap 'activate a device' then choose your desired device action(s).
5. Adjust the name of your automation then select 'save'. Refer to ikuu.com.au for further information on using your sensors to trigger other devices.

5 Installation

Simply place your environment sensor on a table or shelf, or use the double-sided tape provided to attach the sensor to a surface (such as a wall).



Want more from your products? The Mercator Ikuü app can help you to customise your smart products any way you like. Detailed guides on these features can be found at www.ikuu.com.au.



Rooms

Separate your products within the app for easy control based on their location.



Scenes

Control multiple products from any room at the same time.



Automation

Create triggers that allow products to complete actions automatically. These triggers can be based on time, sensors, or even other products.



Routines

Use Mercator Ikuü with other household products to create simple voice commands that trigger customised actions based on your daily activities.



Timers

Use a range of a scheduling and countdown timers that trigger actions.



Alerts

Manage the kinds of alerts you receive from your products (e.g. security products).



Sharing


Share access of your products with others.



In-App Customer Service

Talk to our customer service team directly through the app if you have any issues.

 **MERCATOR** ikuü
explore the range



Want more Mercator Ikuü? Visit www.ikuu.com.au to explore our whole range of smart products!

For guides on using these features in the app and to see our broad range of smart products, visit www.ikuu.com.au

You can speak to our customer service team directly via phone on **1300 552 255 (AU)** or **0800 003 329 (NZ)**, or via email at customer@mercator.com.au