

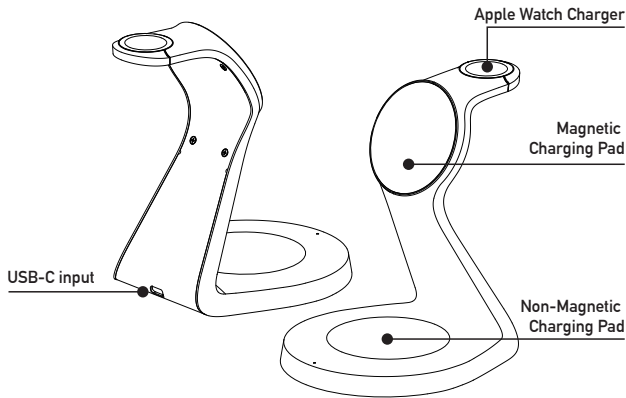
## What's in the box:

DRAGON 3-in-1 Wireless Charger \*1  
30W QC Power Adapter \*1  
USB-C to USB-A cable \*1  
User Manual \*1

# DRAGON<sup>i</sup>

Magnetic 3-in-1 Wireless Charger

## Product Overview



## Compatible

### Magnetic Charging Pad

#### For iPhone with MagSafe

iPhone 15 Pro  
iPhone 15 Pro Max  
iPhone 15  
iPhone 15 Plus  
iPhone 14 Pro  
iPhone 14 Pro Max  
iPhone 14  
iPhone 14 Plus

iPhone 13 Pro  
iPhone 13 Pro Max  
iPhone 13 mini  
iPhone 13  
iPhone 12 Pro  
iPhone 12 Pro Max  
iPhone 12 mini  
iPhone 12

### Non-Magnetic Charging Pad

#### For Earphone with Wireless Charging

AirPods Pro (1)  
AirPods Pro (2)  
AirPods (3)  
Samsung Galaxy Buds Series  
Soundcore Liberty Air2 /  
Air2 Pro/2 Pro

#### For Phone with Wireless Charging

iPhone 11 series  
iPhone X series  
iPhone Xs series  
iPhone SE (2-3)  
iPhone 8 series  
And Other phones with  
wireless charging

### Apple Watch Charger

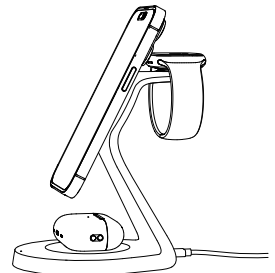
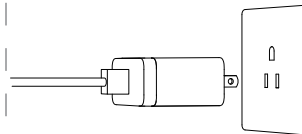
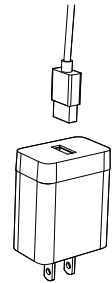
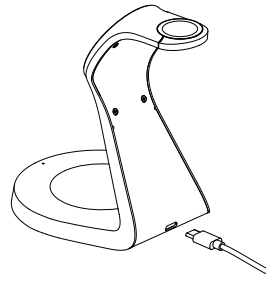
#### For Apple Watch

**5W Fast Charging for**  
Apple Watch Series 9  
Apple Watch Ultra 2  
Apple Watch Series 8  
Apple Watch Ultra  
Apple Watch Series 7

#### 2.5W Charging for

Apple Watch SE  
Apple Watch Series 6  
Apple Watch Series 5  
Apple Watch Series 4  
Apple Watch Series 3  
Apple Watch Series 2  
Apple Watch Series 1

## Connecting



## Techniacial Parameters

Wireless Charger	
Input	5V $\equiv$ 3A 9V $\equiv$ 3A 12V $\equiv$ 2.5A
Output	15W+15W+5W

Power Adapter	
Adapter Model	PA30-US
Input	100-240V~50/60Hz 0.9A MAX
Output	5V $\equiv$ 3A 9V $\equiv$ 3A 12V $\equiv$ 2.5A

## LED Indicator

1. When the Magnetic Charging Pad or Non-Magnetic Charging Pad is connected to your device, a white indicator light will illuminate and turn off after three minutes.
2. The indicator light will flash when the wireless charger detects the presence of metallic objects.

**Note:** This indicator light is designed to be sleep-friendly with a low-intensity brightness. If you find the light to be dim, please note that it is not a product quality issue.

## Attention

### Compatibility:

Ensure that your devices (smartphones, smartwatches, and earbuds) support wireless charging and are compatible with the charger's magnetic feature.

### Proper Placement:

- Place the charger on a stable and flat surface, free from any metallic objects, credit cards, or other magnetic-sensitive items that may interfere with the charging process.
- Align your devices' charging areas with the corresponding magnetic connectors on the charger for a secure and efficient charging connection.

### Safety Precautions:

- Keep the charger away from water, excessive heat, direct sunlight, and flammable materials to prevent the risk of fire, electric shock, or damage to the charger and your devices.
- If the charger or any connected device becomes excessively hot or shows signs of damage, immediately disconnect and stop using it.

### Maintenance:

- Regularly clean the charger's magnetic connectors and charging area to ensure optimal charging performance.
- Use a soft, dry cloth to remove dust, debris, or any residue.

### Important Note:

The charger's magnetic feature may not function properly with devices equipped with metal backs or cases. Remove such cases before charging.

## FCC Statement

This device complies with Part 15 of the FCC Rules. Operation is subject to the following two conditions:

- (1) This device may not cause harmful interference, and
- (2) this device must accept any interference received, including interference that may cause undesired operation.

#### Warning:

Changes or modifications not expressly approved by the party responsible for compliance could void the user's authority to operate the equipment.

#### Note:

This equipment has been tested and found to comply with the limits for a Class B digital device, pursuant to Part 15 of the FCC Rules. These limits are designed to provide reasonable protection against harmful interference in a residential installation.

This equipment generates, uses, and can radiate radio frequency energy and, if not installed and used in accordance with the instructions, may cause harmful interference to radio communications. However, there is no guarantee that interference will not occur in a particular installation. If this equipment does cause harmful interference to radio or television reception, which can be determined by turning the equipment off and on, the user is encouraged to try to correct the interference by one or more of the following measures:

- (1) Reorient or relocate the receiving antenna.
- (2) Increase the separation between the equipment and receiver.
- (3) Connect the equipment into an outlet on a circuit different from that to which the receiver is connected.
- (4) Consult the dealer or an experienced radio / TV technician for help.

#### FCC RF exposure statement:

The equipment complies with FCC radiation exposure limits set forth for an uncontrolled environment. This equipment should be installed and operated with minimum distance between 20cm the radiator your body.



DRAGON Magnetic 3-in-1 Wireless Charger

Model: 221

Manufacturer: LONGCONN ELECTRONICS (SHENZHEN) CO LTD

Made in China



Ventilated



No direct sunlight



Keep cool



Keep away from heat



Don't get wet