



Warning

DO NOT USE the product before consulting your medical doctor if you:

- Have a heart condition or a pacemaker.
- Are pregnant.
- Have a history of blood pressure issues.
- Have any other medical condition.

Do not use the product while charging.
Do not replace the battery.
Do not charge or use the device if it gets uncomfortably hot.



Advertencia

NO USE el producto sin consultar a su:

- Tiene una afección cardíaca o un marcapasos.
- Está embarazada.
- Tiene antecedentes de problemas de presión arterial.
- Tiene cualquier otra condición médica.

No use el producto mientras se está cargando.
No reemplaces la batería.
No cargues ni utilices el dispositivo si se calienta demasiado.



Read terms before use
Lisez les termes avant utilisation
Lesen Sie die Bedingungen vor Gebrauch
Lea los términos antes de usar
使用前に利用規約をお読みください



Avertissement

NUTILISEZ PAS le produit sans consulter votre médecin si vous:

- Avez une maladie cardiaque ou un pacemaker.
- Êtes enceinte.
- Avez des antécédents de problèmes de tension artérielle.
- Avez une autre condition médicale.

N'utilisez pas le produit pendant la charge.
Ne remplacez pas la batterie.
Ne chargez pas ou n'utilisez pas l'appareil s'il devient inconfortablement chaud.



Warnung

VERWENDEN SIE das Produkt nicht, ohne Ihren Arzt zu konsultieren, wenn Sie:

- Eine Herzerkrankung oder einen Herzschrittmacher haben.
- Schwanger sind.
- Eine Vorgeschichte von Blutdruckproblemen haben.
- Eine andere Vorerkrankung haben.

Verwenden sie das Produkt nicht während des Ladevorgangs.
Ersetzen Sie die Batterie nicht.
Laden Sie das Gerät nicht auf und verwenden Sie es nicht, wenn es unangenehm heiß wird.

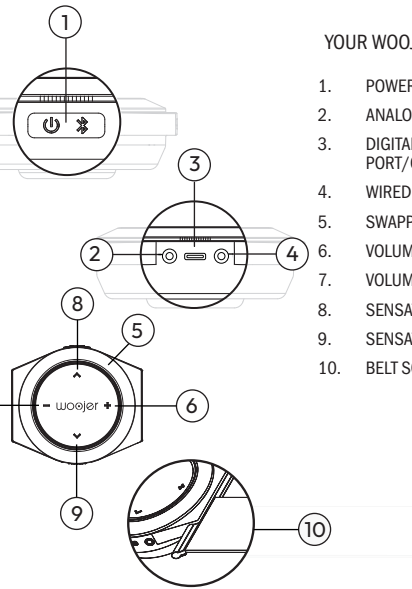


警告 (Keikoku)

以下のいずれかに該当する場合は、医師に相談するまでこの製品を使用しないでください:

- 心疾患またはペースメーカーを持っている。
- 妊娠中である。
- 高血圧の病歴がある。
- 他の持病がある。

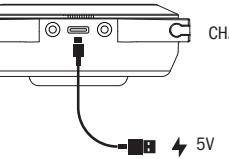
充電中には製品を使用しないでください。
バッテリーを交換しないでください。
デバイスが不快なほど熱くなった場合は、充電したり使用したりしないでください。



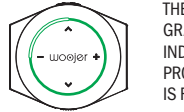
YOUR WOJER STRAP

1. POWER/BLUETOOTH BUTTON
2. ANALOG AUDIO-IN PORT
3. DIGITAL USB-C INPUT PORT/CHARGING PORT
4. WIRED HEADPHONE JACK
5. SWAPPABLE RING
6. VOLUME UP BUTTON
7. VOLUME DOWN BUTTON
8. SENSATION UP BUTTON
9. SENSATION DOWN BUTTON
10. BELT SOCKET

CHARGE YOUR STRAP



CHARGE 2H UP TO 8HR PLAY TIME



THE CIRCULAR LED WILL GRADUALLY ILLUMINATE, INDICATING THE CHARGING PROGRESS UNTIL THE DEVICE IS FULLY CHARGED



WOJER APP

DOWNLOAD AND INSTALL WOJER APP
[WOJER.COM/WOJERAPP](https://www.wojer.com/wojerapp)



UPDATE THE FIRMWARE

TO GET THE MOST OUT OF YOUR STRAP, MAKE SURE YOU'RE USING LATEST AVAILABLE FIRMWARE.
LAUNCH WOJER APP TO UPDATE THE FIRMWARE.



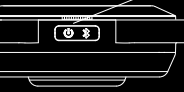
CONNECT YOUR STRAP



TURN ON BLUETOOTH

PAIR USING THE WOJER APP, OR A BUTTON COMBINATION

POWER ON/OFF



3 SECONDS LONG-PRESS ON THE POWER BUTTON
→ STRAP IS ON

3 SECONDS LONG-PRESS ON THE POWER BUTTON
→ STRAP IS OFF

WEAR YOUR STRAP

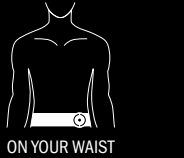
1 PUT ON
2 BUCKLE UP!
3 TIGHTEN THE BELT



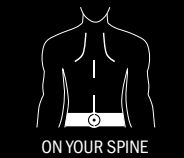
DIAGONALLY ACROSS THE CHEST



AROUND YOUR CHEST



ON YOUR WAIST



ON YOUR SPINE

PLAY YOUR MUSIC!

FINE-TUNE YOUR EXPERIENCE

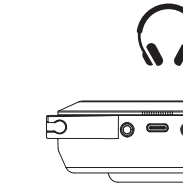
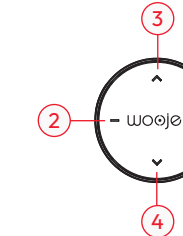
- 1 VOLUME UP BUTTON
- 2 VOLUME DOWN BUTTON
- 3 SENSATION UP BUTTON
- 4 SENSATION DOWN BUTTON

AUDIO-HAPTIC SYNC

TO ADJUST AUDIO-HAPTIC SYNC - USE THE WOJER APP

WIRED HEADPHONES

IF YOU'RE USING WIRED HEADPHONES, CONNECT THEM TO THE HEADPHONE JACK



MANUAL BLUETOOTH PAIRING



CONNECT TO A BLUETOOTH AUDIO SOURCE
PRESS AND HOLD THE POWER BUTTON FOR 5 SECONDS

5sec → THE LEFT HALF-RING WILL BLINK IN ALTERNATING RED/BLUE

→ ON YOUR MOBILE, LOCATE AND PAIR WITH "WOJER STRAP 4"



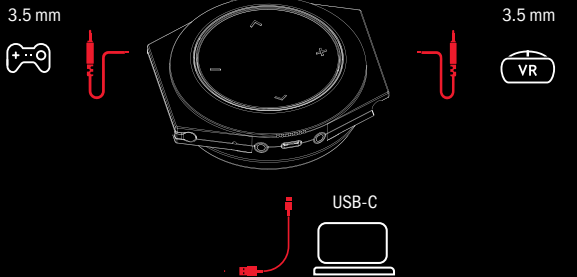
CONNECT TO BLUETOOTH HEADPHONES
PRESS AND HOLD THE POWER BUTTON AND THE VOLUME UP BUTTON TOGETHER FOR 5 SECONDS

5sec → THE RIGHT HALF-RING WILL BLINK IN ALTERNATING RED/BLUE

→ SET YOUR HEADPHONES INTO PAIRING MODE AND PLACE THEM WITHIN PROXIMITY TO THE STRAP

* THE BLUETOOTH ICON MAY REMAIN DISPLAYED AFTER CONNECTION, EVEN IF THE SIGNAL IS BRIEFLY LOST
* WHEN PLUGGING IN THE HEADSET, IT IS NORMAL FOR THE CORRESPONDING ICON NOT TO APPEAR

CONNECT YOUR GEAR



MIX & MATCH

UNSCREW THE RING AND REPLACE WITH A NEW ONE.
SLIDE OUT AND REPLACE THE ELASTIC BAND. DISCOVER MORE ADD-ONS
FOR YOUR STRAP AT [WWW.WOOJER.COM/ACCESSORIES](https://www.woojer.com/accessories)

LED BEHAVIORS

- BLUETOOTH AUDIO SOURCE PAIRING MODE→
LEFT HALF OF CIRCLE BLINKING
- BLUETOOTH HEADPHONES PAIRING MODE→
RIGHT HALF OF CIRCLE BLINKING BLUE-RED
- SEARCHING FOR AUDIO SOURCE → A RUNNING BLUE LIGHT ON THE **LEFT** HALF OF THE CIRCLE
- SEARCHING FOR BLUETOOTH HEADPHONES → A RUNNING BLUE LIGHT ON THE **RIGHT** HALF OF THE CIRCLE
- AUDIO SOURCE CONNECTED → SOLID BLUE LIGHT ON **LEFT** HALF (OR USER-DEFINED PATTERN)
- HEADPHONES CONNECTED → SOLID BLUE LIGHT ON **RIGHT** HALF (OR USER-DEFINED PATTERN)
- LOW BATTERY → CIRCLE BLINKING RED
- CHARGING → GRADUAL FILLING, COLOR CHANGING FROM RED, THROUGH YELLOW TO GREEN
- CHARGING COMPLETE → FULL GREEN



NEED HELP?

GET MORE INFORMATION AT
[WWW.WOOJER.COM/HELP](https://www.woojer.com/help)

TECHNICAL SPECS

BATTERY: 1SP Li-On Battery 3.7V

CHARGING PORT: Standard USB-C

CHARGING VOLTAGE: 5V

CHARGING TIME: 3h

HAPTIC FREQ RESPONSE: 1-250Hz

AUDIO FREQ RESPONSE: 20-20KHz

TRANSDUCER: 1X0sci V2 TRX

TRANSDUCER IMPEDANCE: 11Ω

AUDIO OUTPUT: Aux 3.5mm TRRS, BT Audio A2DP

AUDIO INPUT: Aux 3.5mm TRRS, USB-Stereo Audio, BT Audio A2DP

BLUETOOTH: Bluetooth 5.4 Audio, BLE App Control and Update

HEADPHONES AMP THD: 1%, f = 1 kHz

HEADPHONES OUT S/N RATIO: 98 dB

HEADPHONES AMPLIFIER OUTPUT: 138mW



WARRANTY

12 MONTHS FROM PURCHASE. YOU CAN LEARN MORE ABOUT THE
WARRANTY THROUGH THIS QR CODE.
[WWW.WOOJER.COM/WARRANTY](https://www.woojer.com/warranty)

CARE AND MAINTENANCE

- KEEP THE WOOJER STRAP SERIES 4 AND ACCESSORIES DEVICE DRY. PRECIPITATION, HUMIDITY, AND ALL TYPES OF LIQUIDS OR MOISTURE CAN CONTAIN MINERALS THAT WILL CORRODE ELECTRONIC CIRCUITS.
 - DO NOT STORE THE DEVICE IN HOT AREAS. HIGH TEMPERATURES CAN SHORTEN THE LIFE OF ELECTRONIC DEVICES, DAMAGE BATTERIES, AND WARP OR MELT CERTAIN PLASTICS.
 - DO NOT STORE THE DEVICE IN COLD AREAS. WHEN THE DEVICE RETURNS TO ITS NORMAL TEMPERATURE, MOISTURE CAN FORM INSIDE THE DEVICE AND DAMAGE ELECTRONIC CIRCUIT BOARDS.
 - DO NOT ATTEMPT TO OPEN THE DEVICE.
 - DO NOT DROP. ROUGH HANDLING CAN BREAK INTERNAL CIRCUIT BOARDS AND FINE MECHANICS.
 - DO NOT USE HARSH CHEMICALS, CLEANING SOLVENTS, OR STRONG DETERGENTS TO CLEAN THE DEVICE.
 - IF THE DEVICE DOESN'T WORK PROPERLY, PLEASE CONTACT OUR TECHNICAL SUPPORT TEAM THROUGH OUR WEBSITE, AT [WWW.WOOJER.COM/SUPPORT](https://www.woojer.com/support)
 - THIS PRODUCT CONTAINS A RECHARGEABLE LITHIUM-ION BATTERY AND SHOULD NOT BE DISPOSED TOGETHER WITH HOUSEHOLD WASTE. THIS PRODUCT MUST BE DISCARDED IN ACCORDANCE WITH YOUR LOCAL LEGAL REQUIREMENTS.
 - AS WITH OTHER DEVICES WITH PERMANENT MAGNETS, WOOJER STRAP SERIES 4 IS NOT SUITABLE FOR USE BY PERSONS WITH PACEMAKERS.
 - DO NOT USE WOOJER PRODUCTS DURING PREGNANCY WITHOUT APPROVAL FROM YOUR PHYSICIAN.
 - DO NOT USE WOOJER STRAP SERIES 4 WITH HEADPHONES/EARPHONES WHILE DRIVING, CYCLING, OR OPERATING ANY MOTORIZED VEHICLE. THIS MAY CREATE A TRAFFIC HAZARD AND MAY BE ILLEGAL.
 - IT CAN BE DANGEROUS TO PLAY YOUR MUSIC WITH HEADPHONES/EARPHONES AT HIGH VOLUME WHILE WALKING OR ENGAGED IN OTHER ACTIVITIES. EXERCISE EXTREME CAUTION AND DISCONTINUE USE IN POTENTIALLY HAZARDOUS SITUATIONS.
 - AVOID USING HEADPHONES/EARPHONES AT HIGH VOLUME. HEARING EXPERTS ADVISE AGAINST CONTINUOUS LOUD AND EXTENDED MUSIC PLAY. KEEP THE VOLUME AT A MODERATE LEVEL, SO THAT YOU ARE BETTER ABLE TO HEAR OUTSIDE SOUND.
 - IF WOOJER STRAP SERIES 4 OVERHEATS EXCESSIVELY DURING USE, DO NOT USE IT AND CONTACT OUR TECHNICAL SUPPORT TEAM THROUGH [WWW.WOOJER.COM/SUPPORT](https://www.woojer.com/support)
 - AVOID CHARGING YOUR WOOJER STRAP SERIES 4 AT EXTREMELY HIGH OR LOW TEMPERATURES.
 - LIQUIDS MIGHT SHORT-CIRCUIT THE BATTERY AND CAUSE A SIGNIFICANT RISK OF FIRE, OTHER BODILY INJURY AND PHYSICAL DAMAGE.
- IF YOU HAVE ANY PHYSICAL CONDITION THAT MAY LIMIT YOUR ABILITY TO PLAY COMPUTER GAMES OR ENGAGE IN MODERATE PHYSICAL ACTIVITY, PLEASE CONSULT YOUR PHYSICIAN BEFORE USING YOUR WOOJER
- DECLARATION OF CONFORMITY, CERTIFICATES, AND SAFETY PROTOCOLS**
- FEDERAL COMMUNICATIONS COMMISSION NOTICE
THIS DEVICE COMPLIES WITH PART 15 OF THE FCC RULES.
OPERATION IS SUBJECT TO THE FOLLOWING TWO CONDITIONS: (1) THIS DEVICE MAY NOT CAUSE HARMFUL INTERFERENCE, AND (2) THIS DEVICE MUST ACCEPT ANY INTERFERENCE RECEIVED, INCLUDING INTERFERENCES THAT MAY CAUSE UNDESIRABLE OPERATION. ANY CHANGES OR MODIFICATIONS NOT EXPRESSLY APPROVED BY THE PARTY RESPONSIBLE FOR COMPLIANCE COULD VOID THE USER'S AUTHORITY TO OPERATE THE EQUIPMENT.
- NOTE:**
THIS EQUIPMENT HAS BEEN TESTED AND FOUND TO COMPLY WITH

THE LIMITS FOR A CLASS B DIGITAL DEVICE, PURSUANT TO PART 15 OF THE FCC RULES. THESE LIMITS ARE DESIGNED TO PROVIDE REASONABLE PROTECTION AGAINST HARMFUL INTERFERENCE IN A RESIDENTIAL INSTALLATION. THIS EQUIPMENT GENERATES USES AND CAN RADIATE RADIO FREQUENCY ENERGY AND, IF NOT INSTALLED AND USED IN ACCORDANCE WITH THE INSTRUCTIONS, MAY CAUSE HARMFUL INTERFERENCE TO RADIO COMMUNICATIONS. HOWEVER, THERE IS NO GUARANTEE THAT INTERFERENCE WILL NOT OCCUR IN A PARTICULAR INSTALLATION IF THIS EQUIPMENT DOES CAUSE HARMFUL INTERFERENCE TO RADIO OR TELEVISION RECEPTION, WHICH CAN BE DETERMINED BY TURNING THE EQUIPMENT OFF AND ON, THE USER IS ENCOURAGED TO TRY TO CORRECT THE INTERFERENCE BY ONE OR MORE OF THE FOLLOWING MEASURES:

- REORIENT OR RELOCATE THE RECEIVING ANTENNA.
- INCREASE THE SEPARATION BETWEEN THE EQUIPMENT AND RECEIVER
- CONNECT THE EQUIPMENT INTO AN OUTLET ON A CIRCUIT DIFFERENT FROM THAT TO WHICH THE RECEIVER IS CONNECTED.
- CONSULT THE DEALER OR AN EXPERIENCED RADIO/TV TECHNICIAN FOR HELP.

THE DEVICE HAS BEEN EVALUATED TO MEET THE GENERAL RF EXPOSURE REQUIREMENT.
THE DEVICE CAN BE USED IN PORTABLE EXPOSURE CONDITIONS WITHOUT RESTRICTION.

CANADA-INDUSTRY CANADA (IC)
THIS RADIO TRANSMITTER HAS BEEN APPROVED BY INDUSTRY CANADA. THIS CLASS B DIGITAL APPARATUS COMPLIES WITH CANADIAN STANDARD ICES-003 THIS DEVICE COMPLIES WITH INDUSTRY CANADA LICENCE EXEMPT RSS STANDARD(S). OPERATION IS SUBJECT TO THE FOLLOWING TWO CONDITIONS. (1) THIS DEVICE MAY NOT CAUSE INTERFERENCE AND (2) THIS DEVICE MUST ACCEPT

ANY INTERFERENCE, INCLUDING INTERFERENCE THAT MAY CAUSE UNDESIRABLE OPERATION OF THE DEVICE. THE DEVICE HAS BEEN EVALUATED TO MEET THE GENERAL RF EXPOSURE REQUIREMENT. THE DEVICE CAN BE USED IN PORTABLE EXPOSURE CONDITIONS WITHOUT RESTRICTION.

L'ÉMETTEUR/RÉCEPTEUR EXEMPT DE LICENCE CONTENU DANS LE PRÉSENT APPAREIL EST CONFORME AUX CNR D'INNOVATION, SCIENCES ET DÉVELOPPEMENT ÉCONOMIQUE CANADA APPLICABLES AUX APPAREILS RADIO EXEMPTS DE LICENCE. L'EXPLOITATION EST AUTORISÉE AUX DEUX CONDITIONS SUIVANTES:

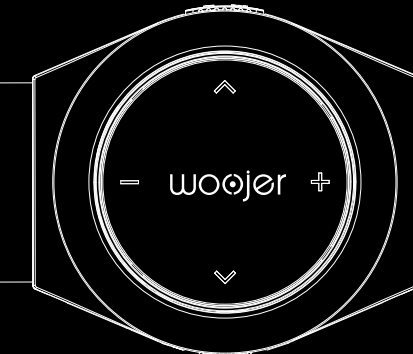
- L'APPAREIL NE DOIT PAS PRODUIRE DE BROUILLAGE;
- L'APPAREIL DOIT ACCEPTER TOUT BROUILLAGE RADIOÉLECTRIQUE SUBI, MÊME SI LE BROUILLAGE EST SUSCEPTIBLE D'EN COMPROMETTRE LE FONCTIONNEMENT.

BLUETOOTH
THE WOOJER STRAP SERIES 4 QUALIFIED DESIGN LISTING WAS ACHIEVED IN ACCORDANCE WITH THE BLUETOOTH QUALIFICATION PROCESS AS SPECIFIED WITHIN THE BLUETOOTH SPECIFICATIONS.

CE DECLARATION OF CONFORMITY
WE, WOOJER LTD., DECLARE UNDER OUR SOLE RESPONSIBILITY, THAT THIS WOOJER STRAP SERIES 4 PRODUCT IS IN CONFORMITY WITH THE STANDARDS AND OTHER NORMATIVE DOCUMENTS.

woojer
©2025 - WOOJER LTD. ALL RIGHTS RESERVED.
THE WOOJER STRAP 4 PACKAGING, LOGOS, ICONS, "READY. PLAY. FEEL.", "BORN TO FEEL", AND "ALLTHEFEELS" ARE TRADEMARKS OF WOOJER LTD, WOOJER USA INC. AND THEIR SUBSIDIARIES IN THE UNITED STATES AND OTHER COUNTRIES.
VISIT: [WWW.WOOJER.COM](https://www.woojer.com)

woojer | STRAP 4



USER MANUAL
WJRS4BHNV-101-B

#ALLTHEFEELS