

Uplift⁵®

Instructions for Use

INDICATION FOR USE

The upLift5 is an anti-aging device indicated for facial stimulation to help lift facial contours and boost collagen production.

CONTENTS

- High-Frequency Pulsation Actuator ("Actuator")
- Mouthpiece
- Charging & Carrying Case ("Case")
- Charging Cable



The Actuator and the Mouthpiece comprise the entire Device ("Device")



INSTRUCTION FOR USE OF UPLIFT5 HIGH FREQUENCY PULSATION DEVICE

1. Remove the upLift5 device from case, inspect and rinse mouthpiece prior to use.
2. Charge the upLift5 completely prior to first use by placing it in the case and plugging the enclosed USB cable into the bottom of the case.
3. Gently bite down on the mouthpiece.
4. Press the "On" button to begin the session.
5. The upLift5 will automatically shut off after 5 minutes.
6. Rinse and dry the mouthpiece after use and return the upLift5 to the case to charge.

THE DEVICE MUST BE CHARGED BEFORE FIRST USE. IT WILL NOT ACTIVATE UNTIL IT IS CHARGED

HOW TO DETACH MOUTHPIECE

The upLift5 Device is intended to be used for a total of 5 minutes per day in one or more single sessions

1. Hold the Device in a way that the button is facing toward you
2. Rotate the Mouthpiece one quarter turn from the Actuator, and pull the Mouthpiece off the Device



MOBILE APPLICATION

App is NOT required for device operation

1. Download the “upLift5” App from the Apple App Store or Google Play Store.
2. Open App and follow the instructions to pair the upLift5.
3. Hold down the button on the upLift5 Actuator for over two seconds.
4. Tap on ‘Pair Device.’ It will display your Device ID similar to ‘UPL_000B57A933E5(-43 dbm)’.
5. Select the upLift5 ID.
6. Click on the ‘Pair Your Device’ button at the bottom of the screen.
7. Upon successful pairing, the upLift will flash three times and vibrate once.

When connected, usage will automatically be recorded and stored locally within the App

The upLift5 device can store data for up to seven days of usage, which will automatically synchronize with the App when connected



PRECAUTIONS

- It is important to read the upLift5 Instructions for Use prior to operation for proper use, maintenance, and care.
- The upLift5 is intended to be re-used.
- Before use, inspect the upLift5 and packaging to verify that no damage has occurred as a result of shipping and handling. Do not use damaged products.



- Always recharge the upLift5 in accordance with the Instructions for Use prior to use. Refer to CHARGING section.
- Never use any other alternative power sources or instruments in conjunction with the upLift5
- Use the upLift5 only as instructed.
- The upLift5 is water resistant, not waterproof.
- DO NOT submerge in water
- DO NOT use in the shower
- Keep USB port clean and dry
- Wipe dry before charging after cleaning
- The mouthpiece can be cleaned with water according to the instructions in the CLEANING section.



CONTRAINDICATIONS

- Do not use the upLift5 if you have conditions such as Vertigo to avoid symptoms such as headache, dizziness, and aching facial pain.
- Do not use the upLift5 if you are pregnant.



WARNINGS

- Discontinue usage if you experience headache, dizziness, discomfort, or pain.
- Do not make any modifications to the upLift5. Any modification may impair functionality of the device and void the warranty.

CHARGING

Charge the upLift5 either by placing the device in the included case and attached the charging cable to the bottom of the case and a USB power source, or by connecting the USB power source directly to the back of the upLift5.

The upLift5's LED lights will flash once as charging begins, then breathe slowly while charging. The number of LEDs illuminated will correspond with the percentage the device is charged. When charging is complete, the LEDs will automatically turn off. Recommended charging time is once per week.

The device is internally powered by a rechargeable lithium-ion polymer battery pack. The Device is inoperable while charging is occurring.

DEVICE NOTIFICATIONS

LEDs slow breathing	Device is Charging
LEDs constant flashing	Bluetooth Pairing Active
LEDs blink 3x	Successful App Pairing
Four solid LEDs	Battery charged
Three solid LEDs	Battery 60%-80% charged
Two solid LEDs	Battery 40%-60% charged
One solid LED	Battery 20%-40% charged
One blinking LED	Low Battery

STORAGE

Proper care should be taken to ensure that the upLift5 is not damaged. The device should be

stored in the included case and should be stored at room temperature.

Storage/Operating Temperature: -20°C to 45°C
Storage/Operating Humidity: 15 to 90%
Storage/Operating Atmospheric Conditions: 700 kPa to 1060 kPa

CLEANING

The mouthpiece should be cleaned after each treatment use. Rinse the mouthpiece under water and brush with a toothbrush as necessary. After 3 months of use, the mouthpiece should be replaced. New mouthpieces may be purchased on the upLift5 Amazon company store.

The device is water resistant, NOT waterproof
DO NOT submerge in water
DO NOT use in the shower
Keep USB port clean and dry
Wipe dry before charging after cleaning

The mouthpiece can be detached from the actuator for cleaning and replacement. Turn the mouthpiece one quarter turn counterclockwise and gently pull to detach. To re-attach, line up arrows and turn one quarter turn clockwise.



DISPOSAL

After three months of use, dispose of the mouthpiece in household waste. The actuator should be re-used with a new mouthpiece available at the upLift5 Amazon Store.

Used electrical and electronic equipment (WEEE) should not be mixed with general household waste. For proper treatment, recovery and recycling, please take this product(s) to designated collection points where it will be accepted free of charge. Disposing of this product correctly will help save valuable resources and prevent any potential negative effects on human health and the environment, which could otherwise arise from inappropriate waste handling. Please contact your local authority for further details of your nearest designated collection point/household hazardous waste collection point. Penalties may be applicable for incorrect disposal of this waste, in accordance with your national legislation.



EXPOSURE AND INTERFERENCE

- This equipment has been tested and found to comply with the limits for a Class B digital device pursuant to Part 15 of the FCC Rules. These limits are designed to provide reasonable protection against harmful interference in a residential installation. This equipment generates, uses, and can radiate radio frequency energy and, if not installed and used in accordance with the instructions, may

cause harmful interference to radio communications. However, there is no guarantee that interference will not occur in an installation. If this equipment does cause harmful interference to radio or television reception, which can be determined by turning the equipment off and on, the user is encouraged to try to correct the interference by one of the following measures: Reorient or relocate the receiving antenna. Increase the separation between the equipment and receiver. Connect the equipment into an outlet on a circuit different from that to which the receiver is connected. Consult the dealer or an experienced radio/TV technician for help.

- Changes or modifications not expressly approved by the party responsible for compliance could void the user's authority to operate the equipment.
- This device complies with part 15 of the FCC Rules. Operation is subject to the following two conditions: (1) This device may not cause harmful interference, and (2) the device must accept any interference received, including interference that may cause undesired operation.

REPLACEMENT

If your upLift5 device or any of its components no longer works properly or requires repair, during the warranty period, contact us at uplift5.com. Do not attempt to service or perform maintenance on the device. No modification of the device is allowed.

SERVICE LIFE

Service life of Actuator is 2 years from the date of manufacture.

LIMITED WARRANTY


This policy is applicable to domestic US purchases only: Techderm will replace authentic devices and attachments eligible for warranty service with merchandise of equal or better quality. Every new upLift5 device sold includes a 60-day money-back guarantee and a two (2) year warranty covering any manufacturer related problems resulting from everyday use of the product. Warranties are only valid for items purchased through authorized sellers, returned within the warranty dates, and have a physical product purchase receipt from the location purchased. This warranty is void if the product has been subject to an accident, misuse, abuse, improper maintenance or repair, unauthorized modification, or any other use not found in the printed instructions.

For devices purchased outside of the US,
International Returns and International Warranties:
















All product returns outside of the United States are per your place of purchase- spa, retailer or distributor. Please consult your receipt or place of purchase for their return and warranty policy.

TECHNICAL SPECIFICATIONS AND SYMBOLS

Warning: No modification of this equipment is allowed

Power supply	3.7 Volt Battery, Internally Powered
Equipment Type	 Type BF Applied Part
Ingress Protection Rating: IPx 3	Water falling as a spray at any angle up to 60° from the vertical shall have no harmful effect.

Patent:
US 17/865,010

	Catalog Number
	Lot Number
	Non-sterilized
	Single Patient - multiple use
	Manufacturer
	Date of Manufacture
	Type BF Applied Part
	Bluetooth Enabled
	FCC Declaration of Conformity
	Waste Electrical and Electronic Equipment Directive (WEEE)
	Restriction of Hazardous Substances Directive (RoHS)
	Double Insulated Electrical Appliance
	Caution, consult accompanying documents
	Follow Instructions for Use
	IEC 60601 Certified



Techderm, LLC
18975 Collins Ave
Suite 5401
N. Miami, FL 33160
USA

Last revised on:
2024-03-16