






Symbols

This manual uses the symbols listed below.

This symbol...	Indicates...
	WARNING: Indicates a human safety hazard.
	ATTENTION: A risk to the equipment or mail could result from an action you may perform.
	NOTE: A remark that explains different cases or specificities.
	TIP: Advice to help save you time when processing your mail.
	SUPERVISOR: Indicates that you have to use the supervisor menu to perform the procedure.

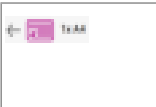

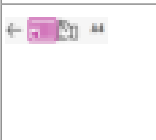
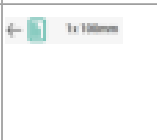









Languages













In the EU the user guide must be available in the national language(s) of the country where the system is delivered. Therefore, if the User Guide is not available in your country's language(s), contact your authorized distributor.

Software

The software used for the reading option is based in part on the work of the Independent JPEG Group.

The following is a list of symbols or icons and their descriptions.

	Main document. Shows the correct document orientation; A is the address.		Document with reading Shows the correct document orientation; A is the address.
	Daily mail Feature to manually insert mail-sets one by one into the system.		Enclosure
	Notification Next to an exclamation mark symbol, a message appears, e.g. Sealing liquid low, empty feeder.		
	Wired LAN connected Network connection is available via a network cable connection.		Wired LAN connected, no internet Network connection via a network cable is available but the network is not connected to internet. Check with your network administrator.
	Wired LAN not connected Network connection is not available via a network cable connection.		Wireless LAN connected Network connection via Wireless network is available.
	Wireless LAN connected, no internet Network connection via Wireless network is available, network is not connected to internet. Check with your network administrator.		Wireless LAN not connected No network connection to Wireless network or Wireless network out of range.
	Envelope, sealing on Envelopes will be sealed. The symbol shows the correct envelope orientation.		Envelope sealing off Envelopes will not be sealed. The symbol shows the correct envelope orientation. When sealing is off, the flap of the envelope is closed but not moistened.

	Feeder linking Linking means that when one feeder is empty, the system automatically starts feeding documents from the other feeder. This symbol at the feeders shows if the feeders are linked.		Change feeder trays Possibility to change from one feeder tray to another.
	DFC Double Feed Control has been set to 'off'. By default the DFC will be set to 'on' and the text will not be shown.		Fold type This icon shows what kind of fold type has been set.
	Exit setting This icon shows what kind of exit setting has been set.		Counter setting Shows on what number the counter has been set.
	1x button After tapping this button the system will create an example mail set.		Start button Tapping this button runs the job.
	Job list button After tapping this button the job list screen will be shown.		Stop button Button to stop the system The current mail set will be completed and the system stops, being empty and ready for a new set.
	Edit button Gives access for editing a job.		Save button Save the job or changes that have been made to a job.