

WELCOME TO THE QUIQLITE™ TAQ TRACKER

NEVER LOSE YOUR WALLET, OR PHONE AGAIN!



TAQ TRACKER

QUICK START GUIDE




Thank you for selecting QuiqLite **TAQTracker**. THE WORLD'S ONLY tactical wallet with integrated **BLUETOOTH TRACKING TECHNOLOGY**, high-power USB rechargeable LED flashlight with safety strobe, bottle cap opener, screwdriver, carabiner attachment and glass breaking tip. TAQTracker will deliver 150 lumens of light on demand. Manufactured from high strength aircraft aluminum, Stainless Steel and Nylon, TAQTracker will take an assortment of punishment and provide a lifetime of dependable service!


Please read this Quick Start Guide before using your TAQTracker. It includes important safety and operating instructions. If you have any questions regarding our products, please contact us at: **info@quiqlite.com** or call us toll free at: **1-866-496-2506**

TAQ TRACKER QUICK START GUIDE

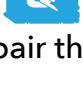




POWER ON/OFF

- 1 **Power ON:** Press and hold the On/Off button  on the TAQTracker for 3 seconds. Listen for 2 beeps.

Power OFF: Press and hold the On/Off button  on the TAQTracker for 5 seconds. Listen for 1 beep.


PAIR TAQTracker TO PHONE

- 1 From the Device Menu  press the  icon located at the top right corner of the device screen to pair the TAQTracker to your phone.
- 2 Press **UNCONNECTED**. Unconnected will change to **CONNECTING**.
- 3 When your TAQTracker is paired and in range of your phone, the Bluetooth icon will change from gray to blue, and **CONNECTING** will change to **FIND MY WALLET**.



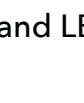
** Your phone will auto search for the TAQTracker every 3 to 4 seconds when out of range.*

FIND MY WALLET

- 1 From the Device Menu  press the **FIND MY WALLET** button. The TAQTracker will sound an alarm, and both LEDs will begin flashing.





I FOUND IT

- 1 Once you have found your TAQTracker open the Device Menu  and press the **I FOUND IT** button. The TAQTracker alarm will be silenced and LEDs will turn off.





Note: The TAQTracker alarm can only be silenced from your phone.

FIND MY PHONE

- 1 Press the TAQTracker On/Off button  two times to activate the phone alarm.
- 2 When found press "OK" on the phone, or press the TAQTracker On/Off button  two times and the alarm will be silenced.


CAMERA REMOTE

- 1 Open the Camera menu item from the TAQTracker app. 
- 2 Press the TAQTracker On/Off button  to take a photo with remote function.

TAQ TRACKER FLASHLIGHT MODE





POWER ON/OFF

- 1 Press the On/Off button  to activate the flashlight at 75 lumens.
- 2 If more light is required double push the On/Off button to increase from 75 to 150 lumens.
- 3 Double push On/Off button again and the LED will reduce back down to 75 lumens.
- 4 Press again to turn Off.

The TAQTracker flashlight has a 15 minute auto off timer.

SAFETY STROBE

- 1 Press and hold the On/Off button  for 2 seconds to activate the safety strobe.
- 2 Press the On/Off button  again to turn off the safety strobe.

No auto off timer.

SPECIFICATIONS

Battery: Rechargeable Lithium Ion 3.7V @ 380mAh

Modes: 6

LEDs: Dual White

Charging Port: Micro USB to USB

Charging Time: Approximately 1.5 hours

Tracker Range: 30'

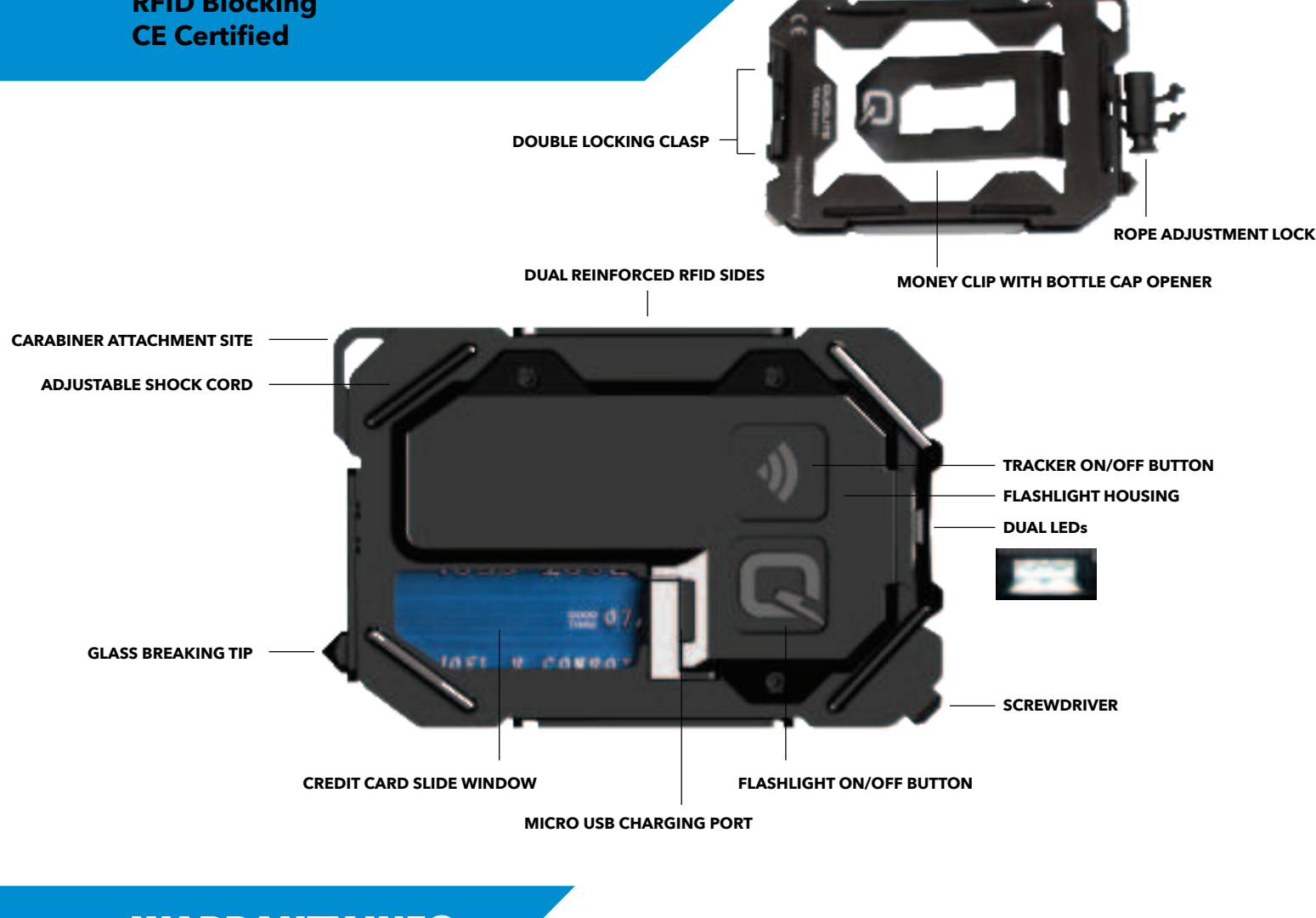
Stand-By Time: 6 Weeks

Housing: Nylon / Aluminum / Stainless Steel

Weather Resistant Rating: IPX2

RFID Blocking

CE Certified



WARRANTY INFO

QuiqLite Inc. warrants its products to be free of defects for a lifetime of use except for batteries and bulbs/LEDs, abuse and normal wear*. We will repair, replace or refund the purchase price of your product should we determine it to be defective. This limited lifetime warranty also excludes rechargeable batteries, chargers, switches and electronics which have a 1 year warranty with proof of purchase.

THIS IS THE ONLY WARRANTY, EXPRESSED OR IMPLIED, INCLUDING ANY WARRANTY OF MERCHANTABILITY OR FITNESS FOR A PARTICULAR PURPOSE. INCIDENTAL, CONSEQUENTIAL OR SPECIAL DAMAGES ARE EXPRESSLY DISCLAIMED EXCEPT WHERE SUCH LIMITATION IS PROHIBITED BY LAW.

You may have other specific legal rights which vary by jurisdiction.

Your particular QuiqLite product may have a different warranty that was in place at the time of purchase. Please provide proof-of-purchase when processing a warranty claim. If you have further questions or would like to process a warranty claim, please visit our returns page.

If you have any questions on the warranty of your QuiqLite product or service, please contact us directly at 1-866-496-2506 (toll-free) / 1-805-685-6769 (outside US).

CONTACT INFO

QUIQLITE INC.
5276 Hollister Ave. Suite 263
Santa Barbara, CA 93111
866-496-2506
info@quiqlite.com

WWW.QUIQLITE.COM

