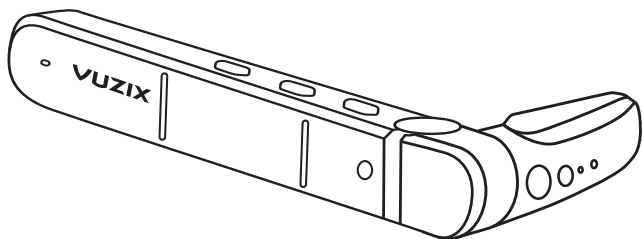


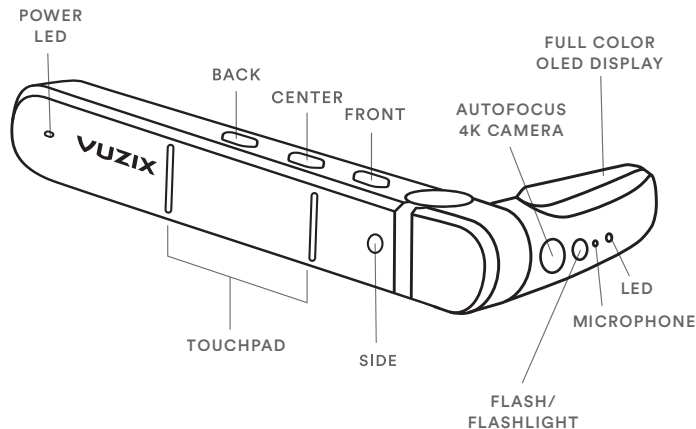
VUZIX M400C™



User Manual

Introduction

The Vuzix M400C is a head-mounted display device designed to interface with an Android based phone or portable computer via USB-C. It features a streaming video camera, microphone, flash/flashlight, speaker, touch controls, and a full-color OLED display via a USB-C connection.



Included with the M400C:

- M400C display
- USB-C to USB-C cable
- M-Series lens-less frames
- Soft storage case



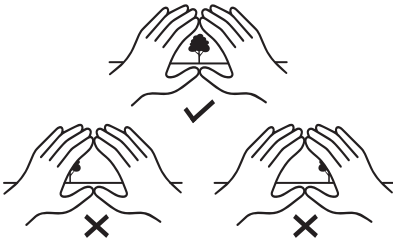
Find your dominant eye

For the best image quality, wear your Vuzix M400C on the dominant side.

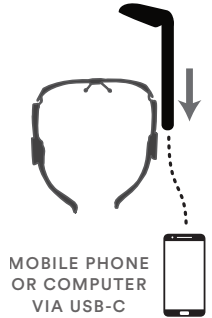
First stretch your arms out and make a triangle. Then frame an object in the distance with your hands.



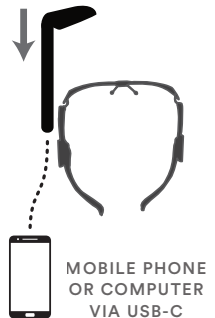
Now close one eye at a time. Notice how the object moves out of view when one eye is closed? If the object remains in view, the open eye is your dominant eye.



Right-eye dominant

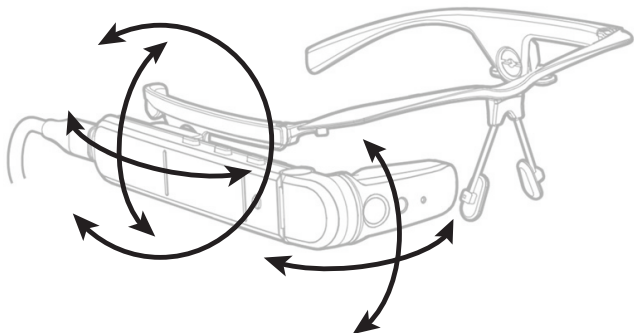


Left-eye dominant



Adjusting the fit

The frames can be worn over most prescription eyewear and the nosepiece may be adjusted for a comfortable and secure fit. Rotate the M400C and display until the full image is visible.

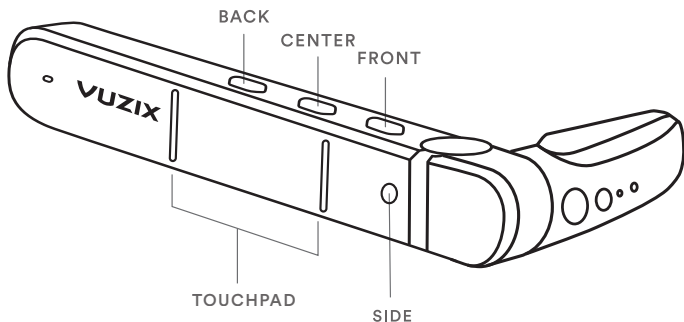


Mounting options

Visit Vuzix.com for additional mounting options such as alternate nose pads, ear hooks, safety frames, hard hat mounts, baseball cap mounts, headbands, and more.



Using the controls



Touchpad

Tap to activate selection

Hold to activate menu

Swipe up/down/left/right
to move selection.

NOTE: These default inputs for
the M400C are programmable
via software. See developer
documentation for details.

Buttons

Short Press

Front	Right
Center	Left
Back	Enter
Side	F16

Long Press (~1 second)

Front	Up
Center	Down
Back	Escape
Side	Sleep

Cleaning & Care

- Clean the viewer and battery with a damp cloth and mild detergent if necessary. Do not use all-purpose cleaners as these may damage the seals and impair the water resistance.
 - Make sure that there is no standing water in the USB connector before inserting the cable.
 - Do not insert sharp objects into any holes in the viewer as this may damage the mesh and impair the water resistance.
 - Do not use metal objects to clean the USB port as this may cause electrical damage.
-

Support

For further documentation and the latest information regarding supported devices and protocols scan the QR code or visit **vuzix.com/pages/m400c-support**.



SCAN QR FOR SUPPORT

For more information on Vuzix products and accessories visit:

vuzix.com | vuzix.eu | vuzix.uk | vuzix.jp

Vuzix Corporation

25 Hendrix Road
West Henrietta, NY, USA 14586

UK Importer - Vuzix (Europe) Limited

St. John's House, 5 South Parade
Summertown, Oxford, OX2 7JL

© 2022 Vuzix Corporation. These instructions are subject to change. Please read the Safety and Warranty booklet before operating this product. All trademarks belong to the respective owners.