




ITEM NO: I3184-304 62" Executive Desk

Thank you for purchasing this quality product. Be sure to check all packing material carefully for small parts that may come loose inside the carton during shipment.

WARNING! Before using this product, please read, understand, and follow these instructions. Failure to follow each of these assembly instructions precisely may result in damage to the product and / or injury to the consumer.

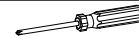


UNIT SHOULD BE INSTALLED BY 2 OR MORE PERSONS.





TOOLS REQUIRED (NOT PROVIDED)

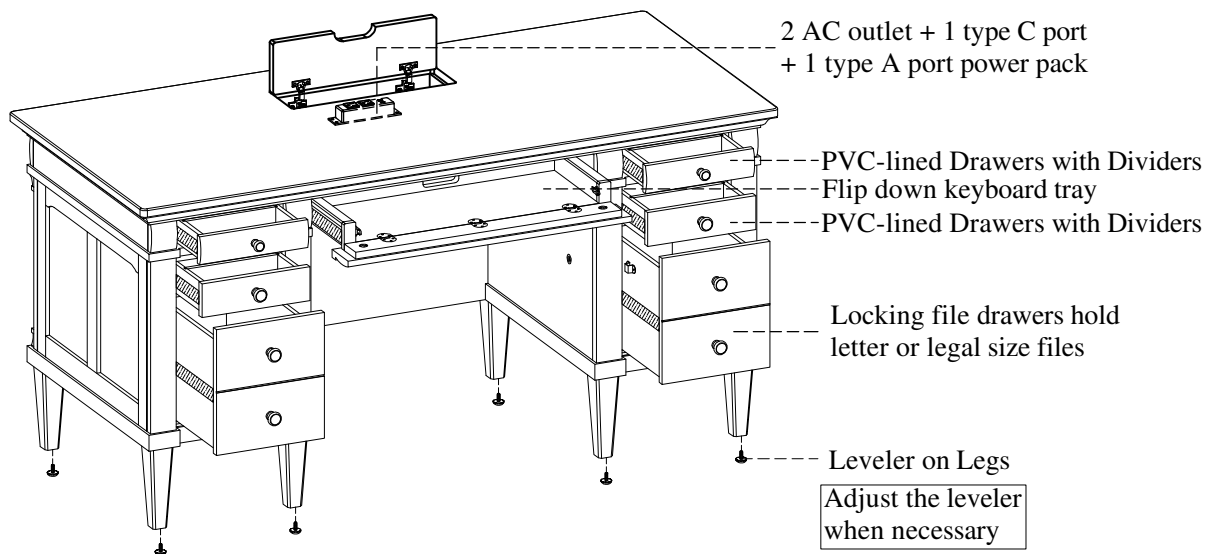
PHILLIPS SCREWDRIVER



COMPONENTS LIST:

No.	Description	Sketch	Quantity
1	Case		1 PC
2	Leg		8 PCS

FUNCTIONALITY INSTRUCTION



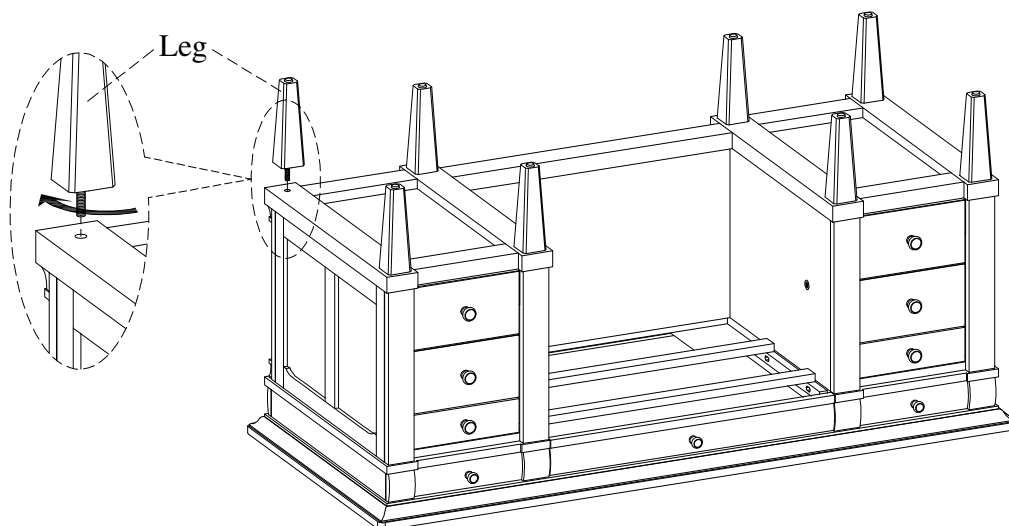
FOR INDOOR USE ONLY



ITEM NO: I3184-304 62" Executive Desk

STEP 1: Put the case face down on a soft surface.

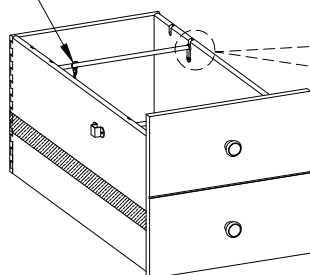
STEP 2: Attach the legs to the bottom of case and align them flat side forward.



STEP 3: Turn the assembled desk to the upright position.



Keys for file lock.
Do not trash.



Remove the wood screws on the drawer sides of drawer box to remove the rod loops and file rods if necessary.

