

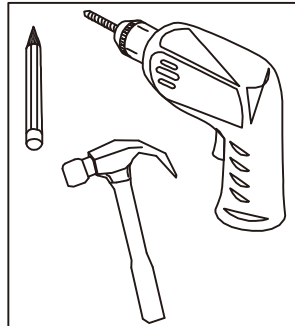


## Item NO.: TMTY1836

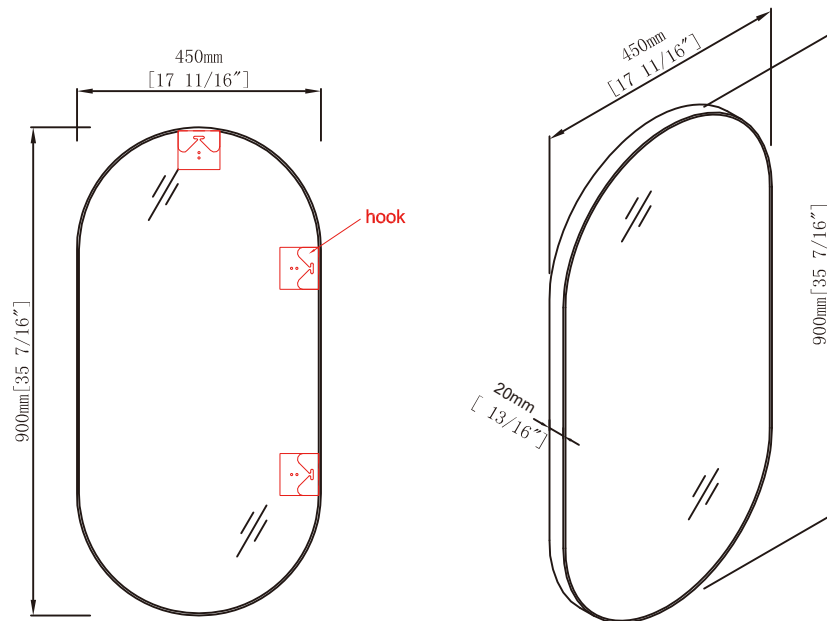
### Hardware

NO.	Draw	QTY
A		2
B		2

### Tools

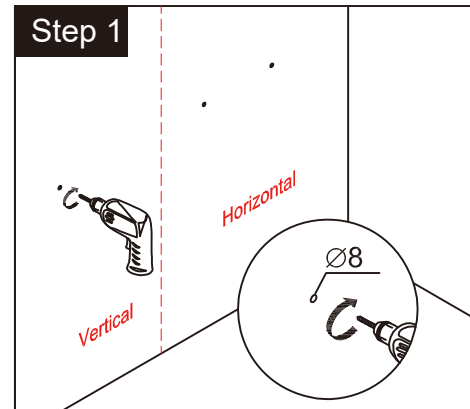


### Dimensions

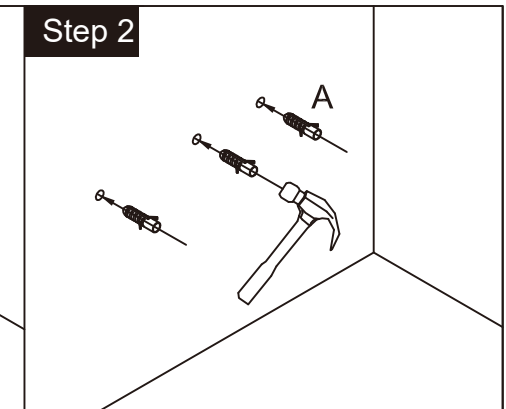


The distance of hooks ' hole should be subject to physical measurement

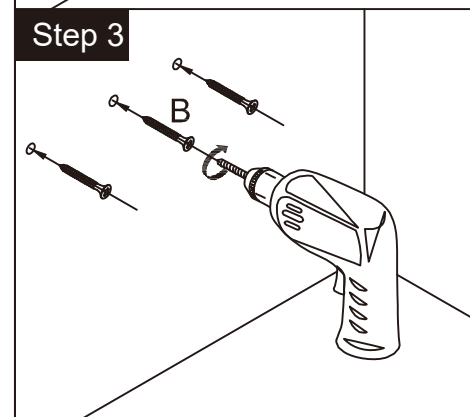
### Step 1



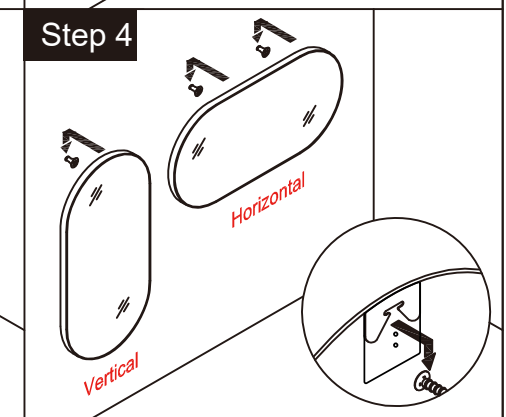
### Step 2



### Step 3



### Step 4



### CARE CLEANING AND MAINTENANCE

1. The best and safest way to clean your mirror is by using warm water and a soft, lint-free cloth.
2. Wring water from the cloth before wiping the mirror to avoid excess moisture.
3. Keep bathrooms well ventilated.
4. Avoid using cleaners that contain ammonia or vinegar - these can cause corrosion on the edges of the mirror. Never use abrasive cleaners.
5. If your mirror sits directly on a vanity, avoid having excess water puddle along the bottom of the mirror.
6. Avoid spraying cleaners directly onto the mirror.

