


WIGIDASH


Quick Start Guide

G.SKILL

Contents



WigiDash



USB Cable

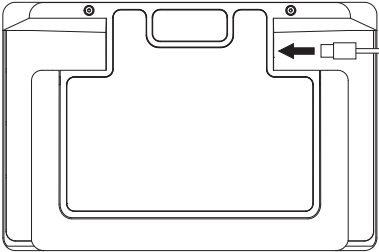
Getting Started

1. Download WigiDash Manager software.



<https://www.gskill.com/wigidash/download>

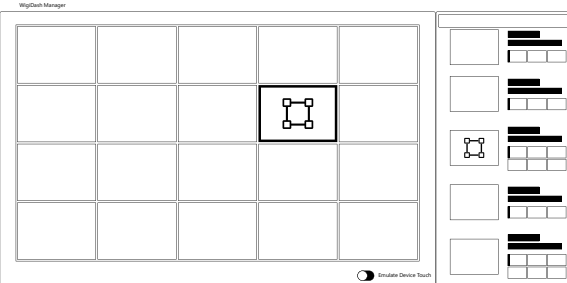
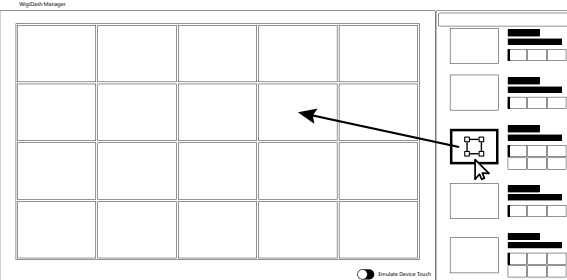
2. Connect WigiDash to PC via USB.



USB 3.0 port

It is recommended to connect WigiDash to the PC via an available USB 3.0 port to ensure sufficient power is supplied to the device.

Drag & Drop Widgets



Online Tutorials



<https://www.gskill.com/wigidash/tutorial>

Social Media



facebook
@gskillofficial



instagram
@gskillgaming



twitter / x
@gskillgaming



youtube
@Gskill1989



tiktok
@gskill_official



Copyright © 2023 G.SKILL International Enterprise Co., Ltd. All rights reserved.

G.SKILL logo is a registered trademark in the United States and/or other countries. All other trademarks are the property of their respective owners. All images are for illustrative purposes only.