


30cm Induction Cooktop

OCI302PPTCOM

omega

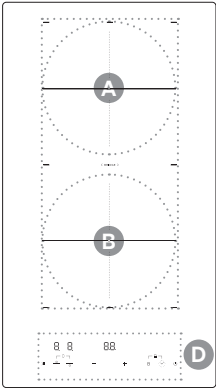


Designed to Enhance
EST. 1981

Introducing your new
30cm Induction Cooktop

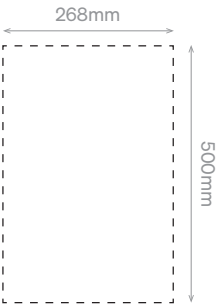
Cooktop Overview

- A. Ø200mm Zone × 1
- B. Ø165mm Zone × 1
- C. 180×386mm FlexZone
- D. Cooktop Controls



Cut-Out Diagram

For minimum distance requirements and safety advice, please refer to your supplied User Manual, pages 04–08.



Details

Product Dimensions (W, D, H): 288 × 520 × 56 mm
Cut-Out (W, D): 268 × 500mm | Warranty: 3 Years

Cooktop Controls

	Zone Selection Used to select and monitor which zones you would like to cook with.
	Temperature Controls Used to increase or decrease the temperature settings for zones.
	Boost Function This function increases a zone's temperature to the maximum level for up to 5 minutes.
	Timer Function A kitchen timer and a way to automatically shut off zones after a set period of time.
	Child Safety Lock Prevent use, such as accidental activation by children. If used, all cooktop controls will be disabled except the Power button.
	Power Button Used to easily power the cooktop both on and off.

For a detailed guide on operating your Omega cooktop, please refer to your supplied User Manual, pages 15–25.

Support

Telephone: 1300 11 HELP (4357)
Email: support@residentiagroup.com.au

