



my BERNINA Accessories APP

Quick Start Guide for iOS

What is it?

A digital wallet card to learn about and keep track of BERNINA presser feet and accessories that you own and want.

What does it do?

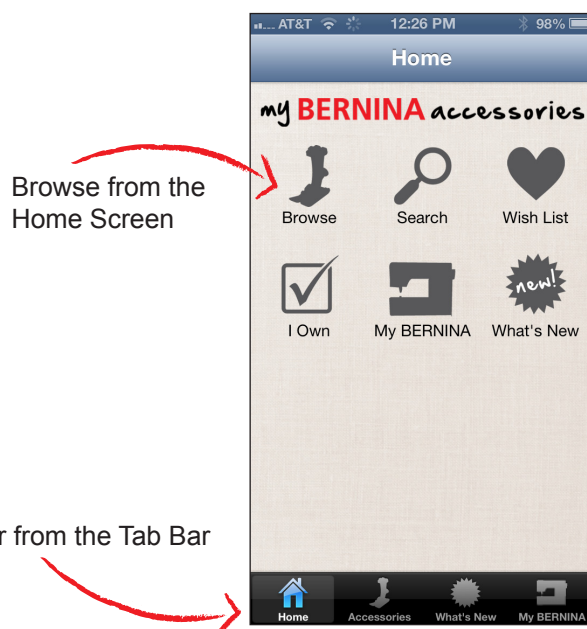
- Browse accessories
- Learn key features of the accessory
- See a video of the accessory (if available)
- Search for an accessory based on name, number, technique or keyword
- Keep track of accessories you OWN
- Keep track of accessories you WANT
- Learn about the latest accessories available, promotions, and new products
- Find out what accessories fit your BERNINA machines (for models made since 1997)

Support

- Email: appsupport@berninausa.com
- The App Team welcomes comments, and suggestions for future enhancements!

Easy to use!

Most functionality may be accessed several ways to allow the user to get around easily!



Follow these simple steps to get the most out of your new my BERNINA Accessories App!

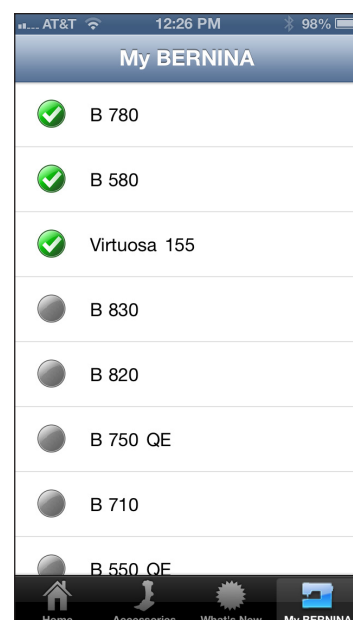
Screen shots shown are from the iPhone, but this guide is also applicable to the iPod Touch and iPad.

Note: For technical and resource reasons, the APP does not include "old style" machine models and accessories. However, since most presser feet are available in the "old style" variation, the APP would also be helpful to users of older BERNINA models.

1

Record your Model

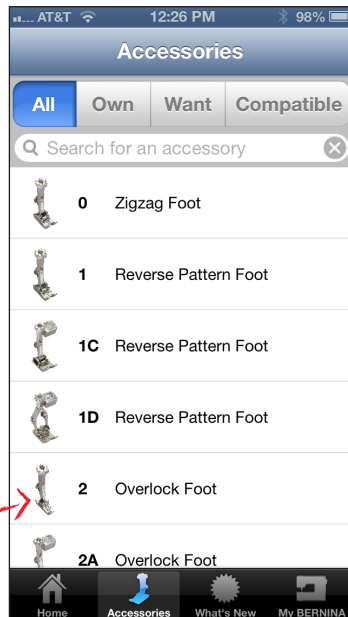
- Touch the My BERNINA icon (sewing machine) icon from the Home screen or tab bar, and select your machine models
- After a model is selected, the green check will appear
- When you re-visit this screen, the selected models "float" to the top



2

Browse

- Accessories are listed in numerical then alphabetical order
- Touch the Search bar and type in a foot number, name, keyword, or technique
- Select an accessory from the list to learn more about it
- Accessories that don't have a number appear at the bottom of the list



3

Detail Screen

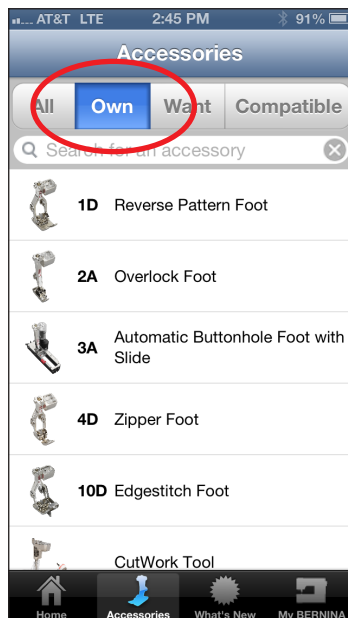
- Accessory photo
- Read about key features
- See if this foot fits the BERNINA model you recorded
- Watch a video (if available)
- Touch **I Want** to add item to your **Wish List**
- Touch **I Own** to add item to your **Own List**
- Touch Accessories to go back to the full list



4

Own List

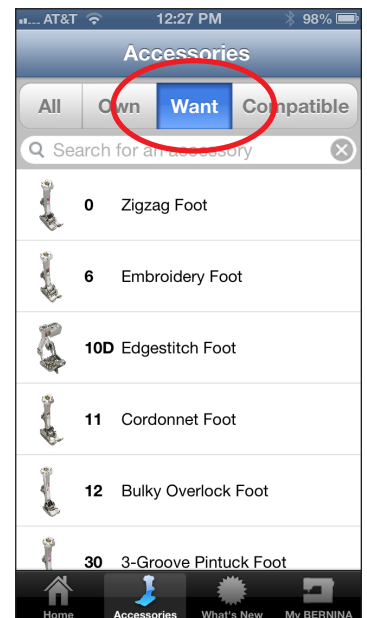
- Keep track of accessories you already own
- Touch I Own icon (box with check mark) from the Home Screen
- Or Touch the Own button at the top of the Browse Accessories screen
- All Owned items will show onscreen and may be Searched



5

Wish List

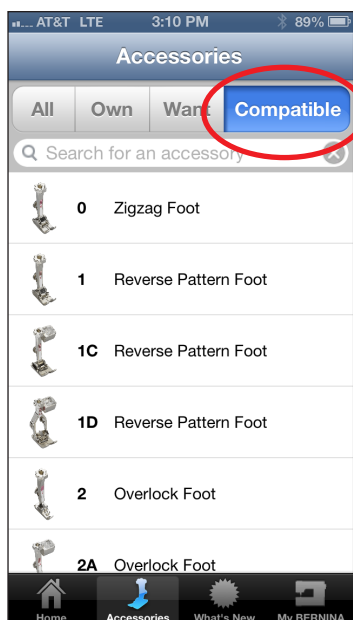
- Keep track of the accessories you want
- Touch the Wish List icon (heart) from the Home Screen
- Or Touch the Want button at the top of the Browse Accessories screen
- All Wish List items will show onscreen and may be Searched




6

Compatible

- Touch the Compatible button at the top of the Browse Accessories screen
- All accessories that are compatible with one or more of your recorded BERNINA models will show on this list
- Touch an accessory on the Compatible list



- Scroll to the bottom of the Accessory Detail screen to see WHICH model(s) this foot is compatible with



7

What's New

- Touch the What's New (starburst) icon from the Home Screen or Tab Bar
- A browser window will open to a web page that has information on new accessories, promotions, and educational materials
- Newest content will appear at the top

