


70cm Ceramic Cooktop OCC704TZ

omega

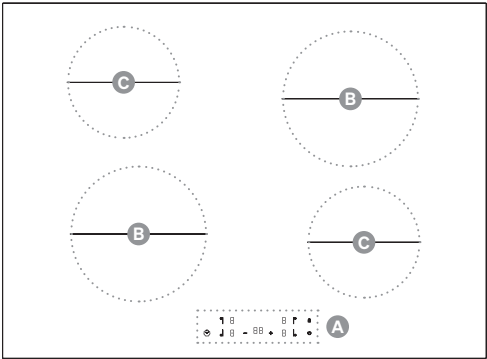
Designed to Enhance
EST. 1981



Introducing your new
70cm Ceramic Cooktop


Cooktop Overview

- A. Cooktop Controls
- B. Ø190mm Zone × 2
- C. Ø155mm Zone × 2



Cut-Out Diagram

For minimum distance requirements and safety advice, please refer to your supplied User Manual, pages 04–08.



Details

Product Dimensions (W, D, H): 700 × 520 × 50mm
Cut-Out (W, D): 560 × 490mm | Warranty: 3 Years

Cooktop Controls

	Zone Selection Used to select and monitor which zones you would like to cook with.
	Adjustment Controls Each button increases or decreases the selected zone's temperature setting.
	Timer Function A kitchen timer and a way to automatically shut off zones after a set period of time.
	Child Safety Lock Disables cooktop controls to prevent use, such as accidental activation by children.
	Power Button This button is used to easily power the cooktop both on and off.

For a detailed guide on operating your Omega cooktop, please refer to your supplied User Manual, pages 17–26.

Support

Telephone: 1300 11 HELP (4357)
Email: support@residentiagroup.com.au

