



# Installation Guide

## — Philips TrueForce Core LED lamp

Please take the time to read this installation guide. The guide contains important information and notes regarding the installation and operation.

### IMPORTANT!

- Always switch off the power supply before commencing work!
- Please read the installation instructions carefully and follow the wiring instructions to ensure safety.
- The product is NOT dimmable.
- The product can be operated on Direct Mains Only.
- The product is not compatible with electronic gear or ElectroMagnetic (EM) gear. Please remove all igniter and capacitor installed.
- Suitable for use in operating temperature range between  $-20^{\circ}\text{C}$  to  $+45^{\circ}\text{C}$ .
- Do not change the structure or any components of the product to ensure safety.
- The product is designed to fit in standard IEC compliant E27/E40 lamp holders.
- The product should be installed by qualified professional.
- Perform inspection before installation to ensure the luminaire and lamp holder are in good condition to carry the weight and performance of the product.
- Recommended not to use in open luminaire.
- Please do not apply the product in applications which contains emergency or/and explosive proof luminaires.
- The total system performance may vary depending on the lighting/luminaire system.
- For latest information, please refer to [www.philips.com/lighting](http://www.philips.com/lighting).
- In case of doubt, please consult Philips representative.
- \*outdoor applications require the lamp cap to be protected with suitable lamp socket.
- \*The product fulfills IP65 requirements except lamp cap, outdoor applications require the lamp to be used in luminaires with suitable IP rating.
- Lamp cap needs to be installed in correct IP rated socket.

#### DISCLAIMER:

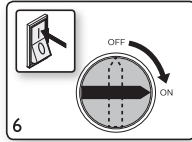
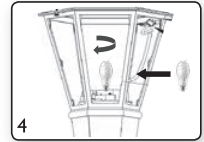
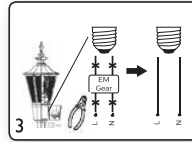
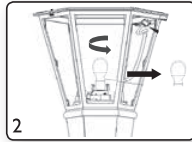
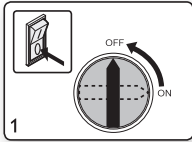
Signify disclaims liability for any direct, indirect or incidental damages in case of installation performed either not according to this guide or not performed by a professional electrician.



**IP65**\*

# PHILIPS

# For replacing HPL/SON/Other Lamps, Convert to Direct Mains (Recommended)



	Caution , risk of electric shock! Do not dismount lamp housing and light source
	Dimming not allowed
	Lamp not suitable for use under dust and moisture
	Lamp not suitable for emergency operation .
	Do not stare at the operating light source
	This product should not be disposed with other household wastes throughout the EU



© 2022 Signify Holding

Signify

All rights reserved. Reproduction in whole or in part is prohibited without the prior written consent of the copyright owner. The information presented in this document does not form part of any quotation or contract, is believed to be accurate and reliable and may be changed without notice. No liability will be accepted by the publisher for any consequence of its use. Publication thereof does not convey nor imply any license under patent or other industrial or intellectual property rights. Philips and the Philips Shield Emblem are registered trademarks of Koninklijke Philips N.V. and are used under license

07/2022  
www.philips.com/lighting

3241 659 94071