

# LOOI/产品说明书/240705-认证用

## LOOI User Manual

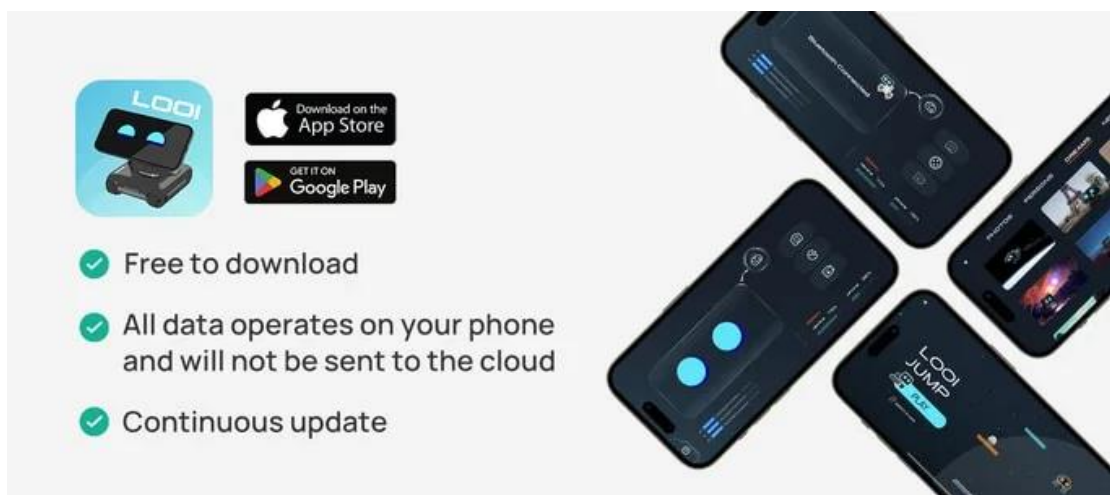
### Catalogue

- Quick Start Guide
- Included in the box
- Fun to play with LOOI
- CAUTION
- Specification
- Warranty Policy

### Quick Start Guide

1. Download LOOI App on your mobile device and register an App account.

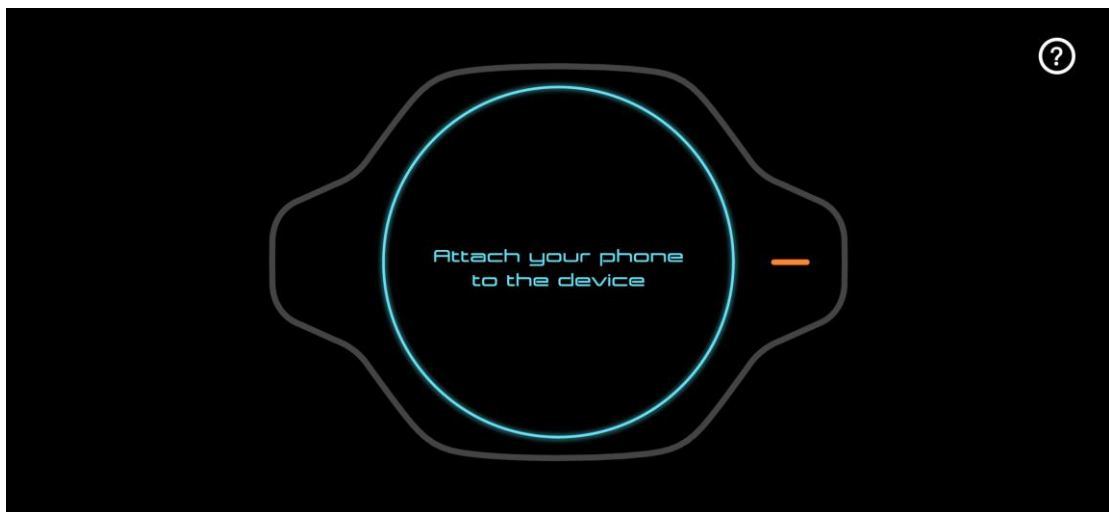
You need to install the LOOI APP and register a LOOI APP account to experience the endless fun brought by LOOI products.



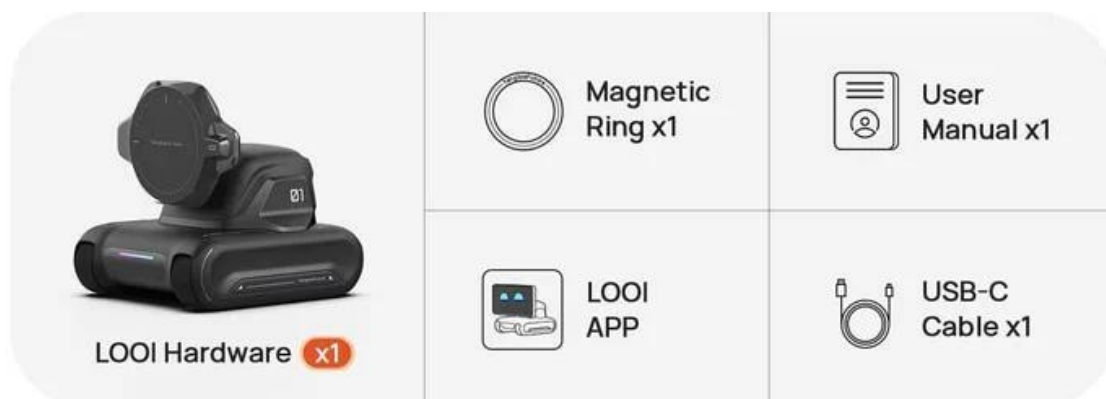
2. Tap the front button to activate the device (as shown).



3. Attach your phone to the device to officially activate your LOOI Robot.



## Include in the box



- LOOI x1
- USB C Cable x1

- Decking Ring x1
- User Manual x1
- LOOI Card x1

## Fun to play LOOI



**Transformed from Your Phone**



**Robot With Personality**



**Powered By ChatGPT**



**Screen Interaction**



**Voice Commands**



**Visual Recognition**



**Desktop Assistant**



**Gaming Buddy**



**Data Security**

## CAUTION

Please follow the cautions below as there may be a risk of overheating, fire or explosion.

- Lithium-ion battery is built into the product.
- Avoid dropping.
- Charge the product with a 5V/2A adapter;
- Do not place the product in or near fire, such as near a fireplace, or put the product in a microwave. / Keep your device away from radiators and heat sources.
- Do not leave the product in hot weather.
- Do not use your equipment in a wet environment, for example, near a bath tub, sink, or swimming pool or in a wet basement.
- Do not disassemble, crush or pierce the product.
- The maximum ambient temperature during use of this product must not exceed 40°C.
- Keep the product dry. Do not spill food or liquids on your equipment
- Dispose of the product appropriately.

## Specification

### Product Info



- Weight  
0.85lbs (384g)
- Sensors  
3D ToF(Time of Flight) Sensor; Touch Sensors; Obstacle Sensor; Cliff Sensors.
- Battery

6000 mAh rechargeable battery

- Charging  
USB C port

#### 15W Wireless Charger

|                        |           |
|------------------------|-----------|
| <i>Charging Input</i>  | 5V2A 9V2A |
| <i>Wireless Output</i> | 15W Max   |

## Warranty Policy

We offer a comprehensive one-year warranty that begins on the date of purchase. Our warranty covers any non-human-induced repairs and includes expert guidance and assistance for any inquiries you may have during the warranty period. Please be aware that the warranty duration complies with the consumer laws applicable in the country where the product is purchased.

*To learn more visit [looirobot.com](http://looirobot.com)*

## FCC Warning

This device complies with part 15 of the FCC Rules. Operation is subject to the following two conditions: (1) this device may not cause harmful interference, and (2) this device must accept any interference received, including interference that may cause undesired operation.

Any changes or modifications not expressly approved by the party responsible for compliance could void the user's authority to operate the equipment.

NOTE: This equipment has been tested and found to comply with the limits for a Class B digital device, pursuant to Part 15 of the FCC Rules. These limits are designed to provide reasonable protection against harmful interference in a residential installation. This equipment generates, uses and can radiate radio frequency energy and, if not installed and used in accordance with the instructions, may cause harmful interference to radio communications.

However, there is no guarantee that interference will not occur in a particular installation. If this equipment does cause harmful interference to radio or television reception,

which can be determined by turning the equipment off and on, the user is encouraged to try to correct the interference by one or more of the following measures:

- Reorient or relocate the receiving antenna.
- Increase the separation between the equipment and receiver.
- Connect the equipment into an outlet on a circuit different from that to which the receiver is connected.
- Consult the dealer or an experienced radio/TV technician for help.

To maintain compliance with FCC's RF Exposure guidelines, This equipment should be installed and operated with minimum 20cm distance between the radiator and your body: Use only the supplied antenna.