



COLOR SYNC™ CONTROLLER

FOR PENTAIR COLOR LED POOL LIGHTS

QUICK START GUIDE

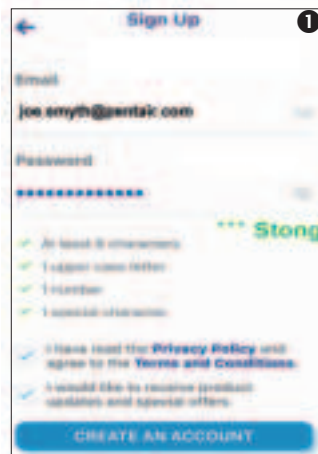


Download the free Pentair Home App:
Apple® (iOS® 11 or later). Scan the bar code or go to the Apple Store to download the Pentair Home app.
Android® (v6.6 or later) smart devices. Scan the bar code or go to the Google Store to download the Pentair Home app.

1. Sign Up, Create Your Pentair Home Account

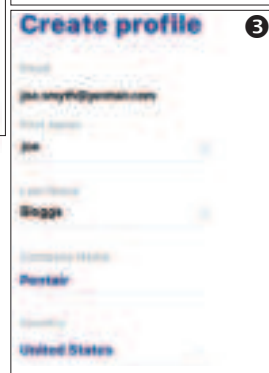


1. Open the Pentair Home app icon from your smart device. The Pentair welcome screens will display. Tap SKIP to go to Login screen or press NEXT to scroll through the screens.
2. The Login screen displays. Tap **SIGN UP** at the bottom of the screen. If you have a Pentair account, enter your Email address and password.
3. On the SIGN UP screen enter your Email address and a strong Password. (! # \$ & ' () * + Comma ? : = ? @ [] space are acceptable password special characters. All Green check marks meets the strong password requirements.
4. Tap the check box next to **"I have read the Privacy Policy and agree to the Terms and Services"**. Tap the Pentair Communications Box to receive marketing emails from Pentair.
5. Tap **CREATE AN ACCOUNT**. Tap **SEND VERIFICATION** to send a verification Email to your provided Email account. You will receive an Email from **no-reply@verificationemail.com**. Select **Verify Email Address** to confirm your account. A message is displayed indicating your registration has been confirmed. Proceed to the Login screen by pressing LOGIN in the top right of the screen. If you do not receive a verification Email, check the Email information and tap **RESEND VERIFICATION**.



2. Create Your Account Profile (Login to Pentair Home for the first time)

1. The Create Profile screen will display. Enter your name, phone number and pool location.
2. Tap STANDARD or METRIC tab to choose which units the app will display.
3. Press SAVE to save profile entries. The Account Dashboard screen will display.
4. *Continue to "Pairing and Connecting to Your WiFi Home Network" on back page.*



Note: Download the Pentair Home App User's Guide from www.pentair.com

3. Pairing and Connecting to Your WiFi Home Network

1. **Dashboard:** After login: Tap **Add a Device** (water drop icon) then tap **Color Sync** to add this device to your smart device. **Turn on Bluetooth on your smart device.**
2. **Color Sync Controller Dial/Button:** Press and hold the DIAL for 10-seconds until the WiFi Blue light is solid and all the other Controller White lights are also solid. Color Sync is ready for Bluetooth® wireless technology pairing.
3. **Installation (Color Sync)** screen displays (1 of 4): Tap **CONTINUE**. The Bluetooth® wireless technology pairing screen displays. If pairing is successful the "Bluetooth Wireless Connection Established" screen displays. Tap **CONTINUE**. The Connect Your Device to WiFi screen displays.
4. **Connect Your Device to WiFi (2.4 GHz Router)** (screen 3 of 4): Tap the name (SSID) of your home network and enter the password. Tap **CONTINUE** to connect to your home network.
5. **Color Sync** (screen 4 of 4): The Color Sync address screen displays. Select your address from the device address drop down menu and press **CONTINUE**. If needed, you can add another location.
6. Tap **CONTINUE**. The nickname used for the Color Sync app is displayed. If needed, you can change the name. Tap **SAVE** when finished.
7. **Installation Completed** screen displays. Tap **CONTINUE**. The Set Up Your Pool screen displays. Enter the pool special icons. Continue to **Add a Device**.

4. Add a Device (Color Sync)

1. **My Devices:** Tap the Product Device name (Color Sync) to display the Add Devices page.

Dashboard Controls



Dashboard Home page.
Displays installed devices. Tap Home from other pages to return to Dashboard.



My Devices:
Display installed devices. Tap a device to access device settings.



Weekly event schedules.



Account page.
Edit Profile, Notifications.

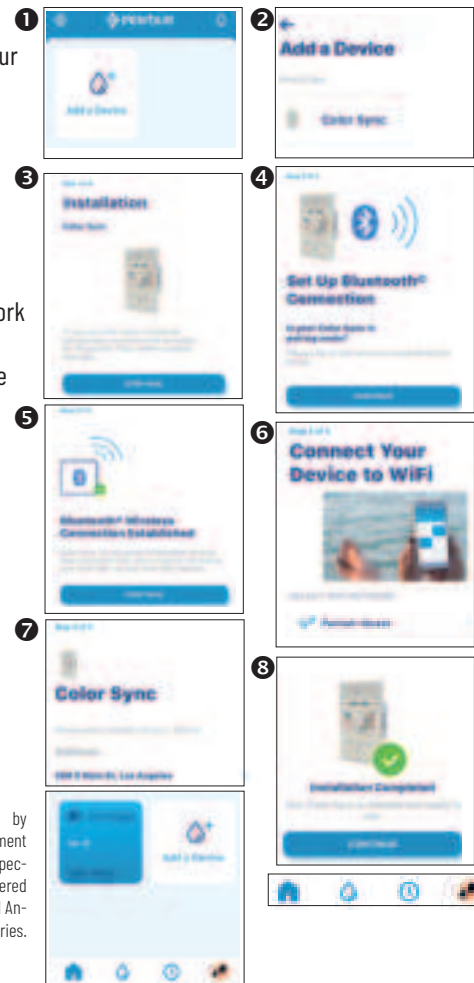


Edit Dashboard.
Also, access Settings from device pages.



View current Alerts.

The Bluetooth® word mark and logos are registered trademarks owned by the Bluetooth SIG, Inc. and any use of such marks by Pentair Management Company is under license. Other trademarks and trade names are those of their respective owners. iPhone®, iPad®, iPod touch®, Apple® App Store® and iTunes® are registered trademark of Apple Inc. in the United States and/or other countries. Google Play® and Android® are registered trademarks of Google LLC in the United States and/or other countries.



Dashboard