


安装说明

INSTALLATION INSTRUCTIONS




Install the roller slide at the bottom of the cabinet. There should be no holes at the bottom. Just find a good position and fix it directly with screws.



第二步

Install the nose pads for the glasses



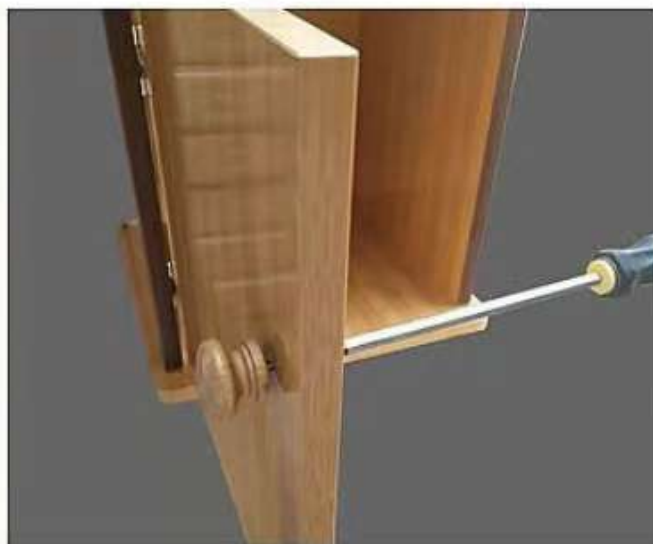
第三步

Fix the panel and the base below one by one with screws.



第四步

After the bottom panels are all fixed, they should be fixed to the top panels in sequence



第五步

The door handle of the cabinet is fixed and it's done