



ADMINISTRATOR GUIDE

June 2017 | 3725-84788-001A

Polycom® RealPresence® Medialign™ Rev2



Copyright© 2017, Polycom, Inc. All rights reserved. No part of this document may be reproduced, translated into another language or format, or transmitted in any form or by any means, electronic or mechanical, for any purpose, without the express written permission of Polycom, Inc.

6001 America Center Drive
San Jose, CA 95002
USA



Polycom®, the Polycom logo and the names and marks associated with Polycom products are trademarks and/or service marks of Polycom, Inc. and are registered and/or common law marks in the United States and various other countries. All other trademarks are property of their respective owners. No portion hereof may be reproduced or transmitted in any form or by any means, for any purpose other than the recipient's personal use, without the express written permission of Polycom.

End User License Agreement By installing, copying, or otherwise using this product, you acknowledge that you have read, understand and agree to be bound by the terms and conditions of the [End User License Agreement](#) for this product.

Patent Information The accompanying product may be protected by one or more U.S. and foreign patents and/or pending patent applications held by Polycom, Inc.

Open Source Software Used in this Product This product may contain open source software. You may receive the open source software from Polycom up to three (3) years after the distribution date of the applicable product or software at a charge not greater than the cost to Polycom of shipping or distributing the software to you. To receive software information, as well as the open source software code used in this product, contact Polycom by email at OpenSourceVideo@polycom.com.

Disclaimer While Polycom uses reasonable efforts to include accurate and up-to-date information in this document, Polycom makes no warranties or representations as to its accuracy. Polycom assumes no liability or responsibility for any typographical or other errors or omissions in the content of this document.

Limitation of Liability Polycom and/or its respective suppliers make no representations about the suitability of the information contained in this document for any purpose. Information is provided "as is" without warranty of any kind and is subject to change without notice. The entire risk arising out of its use remains with the recipient. In no event shall Polycom and/or its respective suppliers be liable for any direct, consequential, incidental, special, punitive or other damages whatsoever (including without limitation, damages for loss of business profits, business interruption, or loss of business information), even if Polycom has been advised of the possibility of such damages.

Customer Feedback We are striving to improve our documentation quality and we appreciate your feedback. Email your opinions and comments to DocumentationFeedback@polycom.com.



Visit the [Polycom Support Center](#) for End User License Agreements, software downloads, product documents, product licenses, troubleshooting tips, service requests, and more.

Contents

Before You Begin	4
Audience, Purpose, and Required Skills	4
Get Help	4
<i>Polycom and Partner Resources</i>	<i>4</i>
<i>The Polycom Community.....</i>	<i>4</i>
Polycom® RealPresence® Medialign™ System Overview	5
Customize the System	5
<i>System Options</i>	<i>6</i>
Polycom® RealPresence® Medialign™ Systems	7
Polycom® RealPresence® Medialign™ 155	8
Polycom® RealPresence® Medialign™ 255	11
Polycom® RealPresence® Medialign™ 170	16
Polycom® RealPresence® Medialign™ 270	20
Configure the Polycom® RealPresence® Medialign™ System	25
Configure Single Monitor Systems	25
Configure Dual Monitor Systems	27
General Troubleshooting	29
Legal and Regulatory Statements	30
Trademarks and Registrations	30
Warranty.....	30
Safety	30
<i>Chassis Bonding Straps</i>	<i>31</i>
Appendix.....	32
System Specifications.....	32
<i>General and Electrical Specifications</i>	<i>32</i>
<i>Display Specifications.....</i>	<i>33</i>
<i>Speaker Specifications</i>	<i>34</i>

Before You Begin

The *Polycom® RealPresence® Medialign™ Rev2 Administrator Guide* is for administrators who need to configure, customize, manage, and troubleshoot Polycom RealPresence Medialign systems.

Please read the Assembly and Wiring Instructions and warning notices before you install or operate the system. The following related documents for RealPresence Medialign systems are available at support.polycom.com.

- *Polycom® RealPresence® Medialign™ Systems 155, 170, 255, 270 Assembly and Wiring Instructions*: Describes the contents of your package, how to assemble the system and accessories, and how to connect the system to the network.

Audience, Purpose, and Required Skills

This guide provides concepts and general guidance to the system administrator. Polycom expects the administrator to be a mid-grade IT professional who is experienced in system integration.

Get Help

For more information about installing, configuring, and administering Polycom products, refer to Documents and Downloads at Polycom Support.

Polycom and Partner Resources

To find all Polycom partner solutions, see [Strategic Global Partner Solutions](#).

The Polycom Community

The [Polycom Community](#) gives you access to the latest developer and support information. Participate in discussion forums to share ideas and solve problems with your colleagues. To register with the Polycom Community, simply create a Polycom online account. When logged in, you can access Polycom support personnel and participate in developer and support forums to find the latest information on hardware, software, and partner solutions topics.

Polycom® RealPresence® Medialign™

Rev2 System Overview

The desire to meet quickly with teammates near and far, share ideas, and collaborate on critical projects has fueled the demand for visual collaboration. Polycom® RealPresence® Medialign™ supports interoperability with mainly Unified Communication deployments, including Microsoft® Lync®, Microsoft® Skype® for Business, and BroadSoft UC-One®. RealPresence Medialign solutions deliver the industry's best video collaboration with an innovative, modern design that deploys anywhere.

RealPresence Medialign systems include everything you need to deploy video collaboration systems. RealPresence Medialign systems offer single-SKU ordering. Perfect for medium to large rooms, RealPresence Medialign systems come complete with single or dual 55" or 70" LED displays, high-fidelity audio, tabletop microphone arrays, Polycom® EagleEye™ cameras, and the RealPresence® Group Series® 500 video system.

RealPresence Medialign systems offer a best-in-class collaboration experience with up to 1080p60. The solution also includes hands-free camera operation with Polycom® EagleEye™ Producer for dynamic speaker locating technology or Polycom® EagleEye™ Director, for dynamic room framing. Polycom® NoiseBlock™ technology removes distracting non-speech sounds like typing, shuffling papers, and even barking dogs. Polycom® RealPresence Touch™ replaces confusing remote controls with a simple touch-screen interface.

Polycom® SmartPairing™ connects with your mobile devices for sharing and annotating content from your device, the web, and cloud storage. A virtual whiteboard enables everyone both in and out of a call to share and annotate content using optional touch screen displays and embedded VisualBoard technology.

For collaboration over standard IP networks, users can use Polycom® People+Content IP™ application on their computer to share content or use HDMI input.

Customize the System

The RealPresence Medialign system is made of standard components from Polycom and components manufactured for Polycom based on a design Polycom has licensed. The displays are custom for this product and are not available on the open market and cannot be used for other applications.

The following table shows components supplied for each RealPresence Medialign system.

RealPresence Medialign System Components

<i>Component</i>	<i>RealPresence Medialign 155</i>	<i>RealPresence Medialign 255</i>	<i>RealPresence Medialign 170</i>	<i>RealPresence Medialign 270</i>
	7230-84850-xxx	7230-84860-xxx	7230-84830-xxx	7230-84820-xxx
Where xxx is 001; 002; 022; 101; 102; 212; 012; 125 (without a power cord)				
RealPresence Group Series 500 Codec	1	1	1	1

<i>Component</i>	<i>RealPresence Medialign 155</i>	<i>RealPresence Medialign 255</i>	<i>RealPresence Medialign 170</i>	<i>RealPresence Medialign 270</i>
RealPresence Group Series Tabletop Microphone Array	1	1	1	1
EagleEye Producer	1	1	1	
EagleEye IV-12x Camera	1	1	1	2
EagleEye Director II				1
RealPresence Touch	1	1	1	1
Tabletop HDMI Extender	1	1	1	1
1080p License	1	1	1	1
Lync / Skype for Business License	1	1	1	1
Stand / Furniture	Y	Y	Y	Y
Display	1 * 55"	2 * 55"	1 * 70"	2 * 70"
Slimline Kit Optional				

System Options

Other options which may be considered for the RealPresence Medialign system include the following:

- Additional Polycom tabletop or ceiling microphone arrays, up to a total of four, can be added.
- By using additional ceiling microphone arrays, the Polycom RealPresence Group Series 500 codec supports the Polycom Acoustic Fence. The Acoustic Fence is used to capture audio from within a virtual fence, created with the Polycom ceiling microphone arrays, while blocking audio and noises from outside, enabling video collaboration in open workspaces.
- Multipoint software license, 5150-65081-001.

Polycom® RealPresence® Medialign™ Systems

The RealPresence Medialign systems require a single dedicated 15A AC electrical circuit and a LAN connection.

Software licenses for 1080p and native Microsoft interoperability with Skype® for Business are included.

The system ships with the RealPresence Group remote control which can be used in conjunction with the RealPresence Touch. The RealPresence Touch requires a LAN connection which provides PoE. In lieu of the PoE, you can order the PoE power inserter (2200-42740-xxx) separately.

Polycom® RealPresence® Medialign™ 155

The Polycom® RealPresence® Medialign™ 155 system (7230-84850-xxx) is a single 55" LCD display that incorporates the stand, high-fidelity speakers, a tabletop device to connect your laptop to for content sharing (HDMI Extender), a RealPresence Group Series 500 codec with a tabletop microphone, RealPresence Touch, EagleEye Producer, and an EagleEye IV-12x camera.

The RealPresence Medialign 155 is recommended for small conference rooms with five to seven people.

The following tables list the components and accessories for the system.

RealPresence Medialign 155 Components

<i>Box</i>	<i>Part Number</i>	<i>Shipping Size</i>	<i>Shipping Weight</i>	<i>Components</i>
Polycom Codec	7200-64250-xxx	482.6 mm x 381 mm x 304.8 mm (19 in. x 15 in. x 12 in.)	6.3 kg (13.9 lbs)	RealPresence Group 500, EagleEye IV-12x, cable kit, Group Series Microphone, Group Series remote control, power cord
Polycom EagleEye Producer	2215-69791-001	355.6 mm x 254 mm x 152.4 mm (14 in. x 10 in. x 6 in.)	3.1 kg (6.8 lbs)	EagleEye Producer, cable kit for connection to the EagleEye IV
RealPresence Touch	8200-84190-001	330.2 mm x 279.4 mm x 152.4 mm (13 in. x 11 in. x 6 in.)	1.7 kg (3.7 lbs.)	RealPresence Touch tabletop controller and LAN cable
RealPresence Group Series 1080 License	5150-65082-001	Piece of paper in a 22.86 cm x 30.48 cm (9 in. x 12 in.) envelope		Envelope with the license, which is converted to a Key and applied to the RealPresence Group Series codec
RealPresence Group Series Lync / Sype for Business License	5150-65083-001	Piece of paper in a 22.86 cm x 30.48 cm (9 in. x 12 in.) envelope		Envelope with the license, which is converted to a Key and applied to the RealPresence Group Series codec
RealPresence Medialign 55" Chassis w/ Free Standing Base		1661 mm H x 1263 mm W x 726.3 mm D (65.4 in. x 49.7 in. x 28.6 in.)	45 kg (99.2 lbs)	Dimensions include width of display. Weight is for assembled mechanical components. Packaging weight not included.
RealPresence Medialign Speakers (2)	2565-84879-001	120 mm x 120 mm x 180 mm (4.73 in. x 4.73 in. x 7.09 in.)	2.3 kg (5 lbs) (ea)	Shipping weight (pair): 5.4 kg/12 lbs. Also requires (1) Group Series 500 external power supply (provided with accessory kit)

<i>Box</i>	<i>Part Number</i>	<i>Shipping Size</i>	<i>Shipping Weight</i>	<i>Components</i>
RealPresence Medialign 55" LED Display	2583-52880-055	491263 mm x 813.8 mm x 71 mm (.7 in. x 32 in. x 2.8 in.)	39 kg (86.0 lbs)	32 kg/70.55 lbs display only
HDMI Cable Extender	2215-84716-001	254 mm x 228.6 mm x 57.15 mm (10 in. x 9 in. x 2.25 in.)	.73 kg (1.6 lbs)	For content sharing. 25' HDMI cable with table top interface hub
RealPresence Medialign 155 Cable Kit	2215-84765-xxx	609.6 mm x 203.2 mm x 152.4 mm (24 in. x 8 in. x 6 in.)	3.18 kg (7.0 lbs)	

Optional Accessories

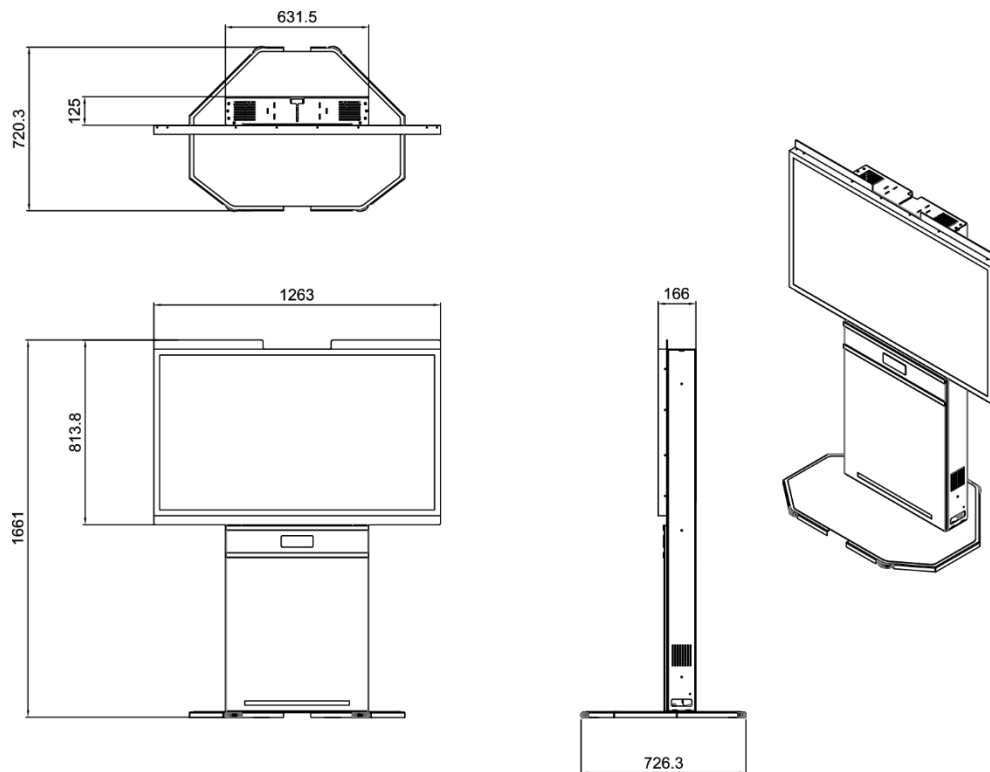
RealPresence Touch Power Inserter	2200-42740-xxx	25 cm x 15 cm x 8 cm (9.8 in. x 5.9 in. x 3.5 in.)	1.1 kg (2.4 lbs)	Used when PoE is not available
-----------------------------------	----------------	---	---------------------	--------------------------------

RealPresence Medialign 155 Core Cable Kit

Cable No	Description	From	To	Connectors		Length	Polycom P/N	To be found
				From	To			
C.1	Mains input	Wall	PDU	Country Specific	IEC C13	Varies	Varies	Bundled with Codec
C.2	Codec power	PDU	codec PSU	IEC C14	IEC C13	1M	1457-28377-001	Accessory Kit
C.3	Camera power	PDU	camera PSU	IEC C14	IEC C13	1M	1457-28377-001	Accessory Kit
C.4	Screen power	PDU	Screen Right	IEC C14	IEC C13	2M	1457-28378-001	Accessory Kit
C.6	Speaker power	PDU	Speaker PSU	IEC C14	IEC C13	1M	1457-28377-001	Accessory Kit
C.7	Speakers power	Loudspeaker PSU	Speakers L/R	1 x Coax-M	2 x Coax-F	3.5M & 1.8M	N/A	Bundled with Speakers
C.9	Codec Video	Codec	Screen Right	HDMI-M	HDMI-M	6'	2457-28808-004	Bundled with Codec
C.10	Codec audio	Codec audio out	RCA Cables	3.5mm TRS	2 x RCA-F	6"	1457-71905-001	Accessory Kit
C.11	Codec Audio L	Y-adapter L	Speaker Left	RCA-M	RCA-M	10'	1457-84748-001	Accessory Kit
C.12	Codec Audio R	Y-adapter R	Speaker Right	RCA-M	RCA-M	3'	1457-84747-001	Accessory Kit

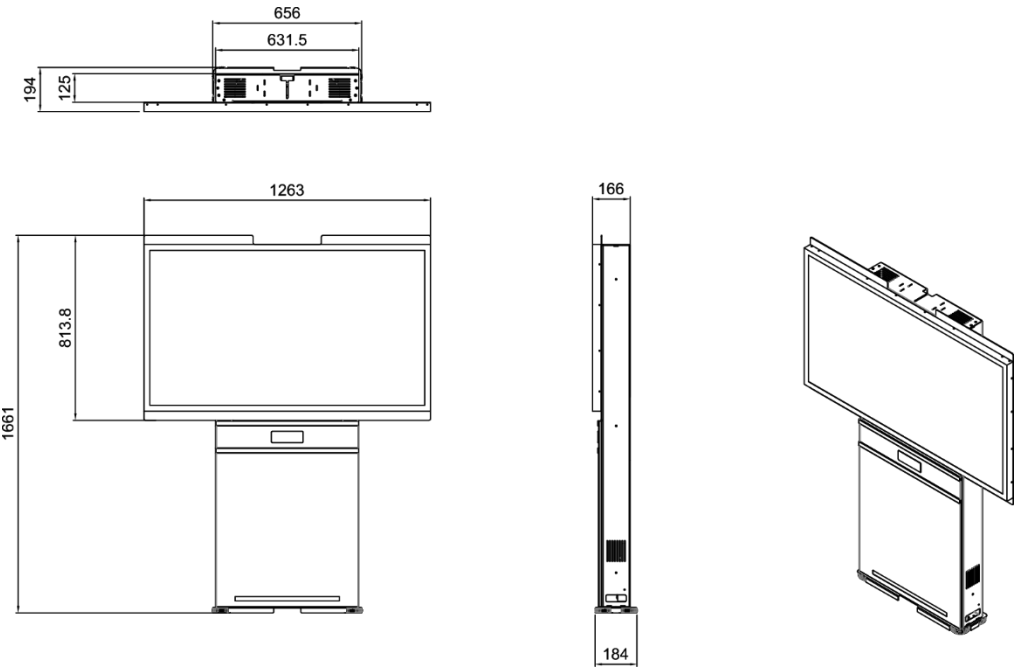
C.13	Network connection	Wall	Codec LAN input	RJ45 plug	RJ45 plug	3.66M	2457-23537-001	Bundled with Codec
IN.1	Microphone Input	Table Microphone	Codec Mic In	Walta-M	Walta-M	7.6M	2457-23216-002	Bundled with Codec
IN.2	HDMI Extension cable	Table	Codec Content In	HDMI-F	HDMI-M	25'	2215-84716-001	Ships with the system
IN.3	Content Input cable	PC / Device	Extension Cable	HDMI-M	HDMI-M	1M	1457-67184-001	Accessory Kit
IN.4	Camera Video Adapter	EEP out	Camera Cable	HDCI-M	Mini HDCI-F	200mm	2457-69794-001	Bundled with Producer
IN.5	Camera Video	EEP Adapter cable	Codec Camera In	Mini HDCI-M	HDCI-M	3M	2457-64356-001	Bundled with Codec

The following figure shows RealPresence Medialign 155 Free Standing Base dimensions.



Product weight without Polycom equipment or display: 45 kg (99.2 lbs)

The following figure shows RealPresence Medialign 155 Slimline Base dimensions.



Product weight without Polycom equipment or display: 28.5 kg (62.8 lbs)

Polycom® RealPresence® Medialign™ 255

The Polycom RealPresence Medialign 255 system (7230-84860-xxx) is a dual 55" LCD display and incorporates into the stand, high-fidelity speakers, a tabletop device to connect your laptop output to for content sharing (HDMI Extender), a RealPresence Group Series 500 codec with a tabletop microphone, RealPresence Touch, EagleEye Producer, and an EagleEye IV-12x camera.

The RealPresence Medialign 255 system is recommended for mid-sized conference rooms with seven to nine people.

The following tables list the components and accessories for the system.

RealPresence Medialign 255 Components

Box	Part Number	Size	Shipping Weight	Components
Polycom Codec	7200-64250-xxx	482.6 mm x 381 mm x 304.8 mm (19 in. x 15 in. x 12 in.)	6.3 kg (13.9 lbs)	RealPresence Group Series 500, EagleEye IV-12x, cable kit, Group Series microphone, Group Series Remote control, power cord

<i>Box</i>	<i>Part Number</i>	<i>Size</i>	<i>Shipping Weight</i>	<i>Components</i>
Polycom EagleEye Producer	2215-69791-001	355.6 mm x 254 mm x 152.4 mm (14 in. x 10 in. x 6 in.)	3.1 kg (6.8 lbs)	EagleEye Producer, cable kit for connection to the EagleEye IV
RealPresence Touch	8200-84190-001	330.2 mm x 279.4 mm x 152.4 mm (13 in. x 11 in. x 6 in.)	1.7 kg (3.7 lbs.)	RealPresence Touch tabletop controller and LAN cable
RealPresence Group Series 1080 License	5150-65082-001	Piece of paper in a 22.86 cm x 30.48 cm (9 in. x 12 in.) envelope		Envelope with the license, which is converted to a Key and applied to the RealPresence Group Series codec
RealPresence Group Series Lync / Skype for Business License	5150-65083-001	Piece of paper in a 22.86 cm x 30.48 cm (9 in. x 12 in.) envelope		Envelope with the license, which is converted to a Key and applied to the RealPresence Group Series codec
RealPresence Medialign 55" Chassis (* 3) w/ Free Standing Bases (* 2)		1661 mm H x 2526 mm W x 726 mm D (65.4 in. x 99.45 in. x 28.6 in.)	122 kg (269 lbs)	Dimensions and weight are for completed chassis/base assembly. Overall width includes displays mounted to chassis. Weight is for assembled mechanical components. Packaging weight not included.
RealPresence Medialign Speakers (2)	2565-84879-001	120 mm x 120 mm x 180 mm (4.73 in. x 4.73 in. x 7.09 in.)	2.3 kg (5 lbs) (ea)	Shipping weight (pair): 5.4 kg/12 lbs. Also requires (1) Group Series 500 external power supply (provided with accessory kit)
RealPresence Medialign 55" LED display * 2	2583-52880-055	1262.4 mm x 813.8 mm x 71 mm (49.7 in. x 32 in. x 2.8 in.)	39 kg (86.0 lbs)	32 kg/70.55 lbs display only
HDMI Cable Extender	2215-84716-001	254 mm x 228.6 mm x 57.15 mm (10 in. x 9 in. x 2.25 in.)	.73 kg (1.6 lbs)	For content sharing. 25' HDMI cable with table top interface hub

<i>Box</i>	<i>Part Number</i>	<i>Size</i>	<i>Shipping Weight</i>	<i>Components</i>
RealPresence Medialign 255 Cable Kit	2215-84766-xxx	609.6 mm x 203.2 mm x 152.4 mm (24 in. x 8 in. x 6 in.)	3.18 kg (7.0 lbs)	

Optional Accessories

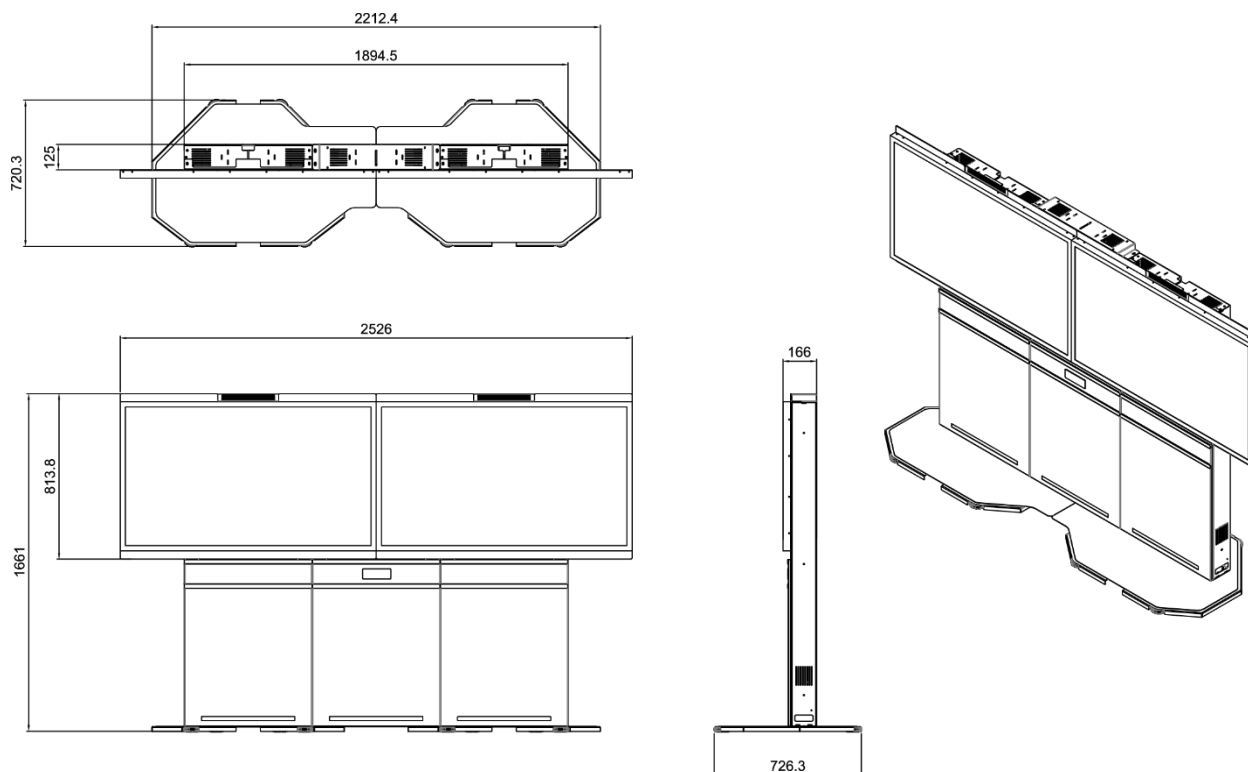
RealPresence Touch Power Insertter	2200-42740-xxx	25 cm x 15 cm x 8 cm (9.8 in. x 5.9 in. x 3.5 in.)	1.1 kg (2.4 lbs)	Used when PoE is not available
--	----------------	---	---------------------	--------------------------------

RealPresence Medialign 255 Core Cable Kit

Cable No	Description	From	To	Connectors		Length	Polycom P/N	To be found
				From	To			
C.1	Mains input	Wall	PDU	Country Specific	IEC C13	Varies	Varies	Bundled with Codec
C.2	Codec power	PDU	codec PSU	IEC C14	IEC C13	1M	1457-28377-001	Accessory Kit
C.3	Camera power	PDU	camera PSU	IEC C14	IEC C13	1M	1457-28377-001	Accessory Kit
C.4	Right Screen power	PDU	Screen Right	IEC C14	IEC C13	2M	1457-28378-001	Accessory Kit
C.5	Left Screen power	PDU	Screen Left	IEC C14	IEC C13	4M	1457-28438-001	Accessory Kit
C.6	Speaker power	PDU	Speaker PSU	IEC C14	IEC C13	1M	1457-28377-001	Accessory Kit
C.7	Speakers power	Loudspeaker PSU	Speakers L/R	1 x Coax-M	2 x Coax-F	3.5M & 1.8M	N/A	Bundled with Speakers
C.8	People Video	Codec	Screen Left	HDMI-M	HDMI-M	4M	1457-61838-003	Accessory Kit
C.9	Content Video	Codec	Screen Right	HDMI-M	HDMI-M	6'	2457-28808-004	Bundled with Codec
C.10	Codec audio	Codec audio out	RCA Cables	3.5mm TRS	2 x RCA-F	6"	1457-71905-001	Accessory Kit
						2"	1517-09350-001	Bundled with EagleEye Director II

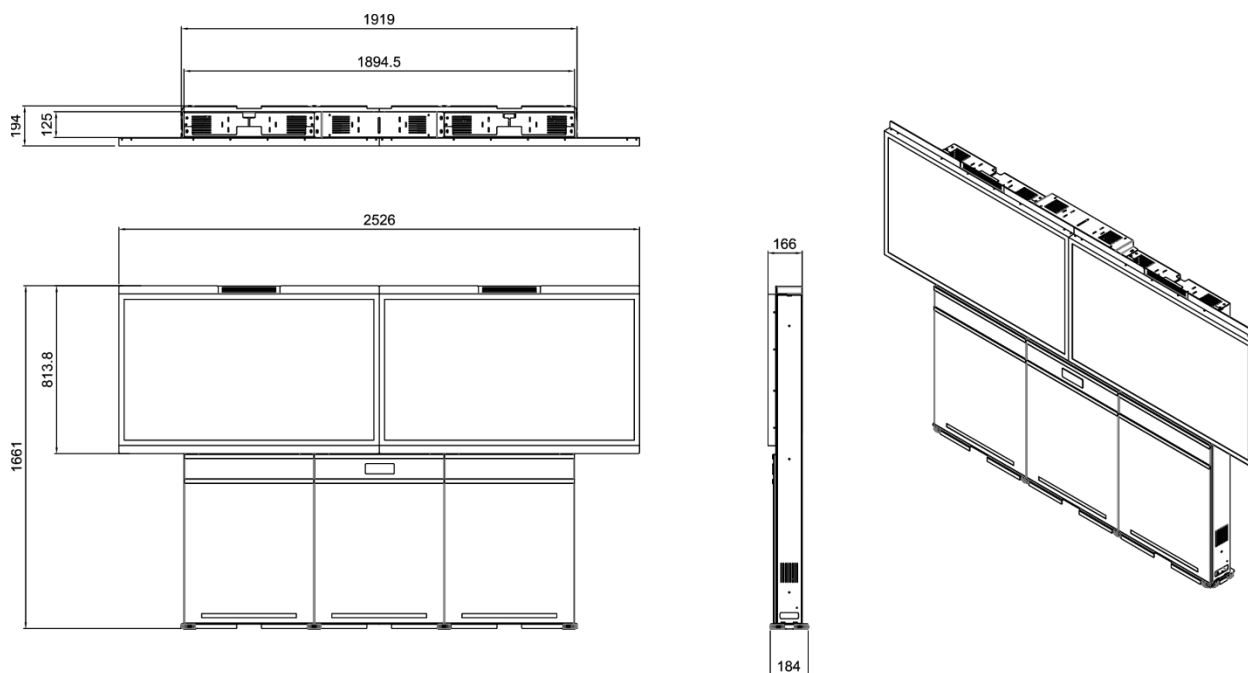
C.11	Codec Audio L	Y-adapter L or C.14 RCA-F L	Speaker Left	RCA-M	RCA-M	15'	1457-84749-001	Accessory Kit
C.12	Codec Audio R	Y-adapter R or C.14 RCA-F R	Speaker Right	RCA-M	RCA-M	3'	1457-84747-001	Accessory Kit
C.13	Network connection	Wall	Codec LAN input	RJ45 plug	RJ45 plug	3.66M	2457-23537-001	Bundled with Codec
C.14	Camera Y Cable	Y-adapter L/R	EEDII Camera	2 x RCA-M	2 x RCA-F & 3.5mm TRS	3.66M	2457-69476-001	Bundled with EagleEye Director II
IN.1	Microphone Input	Table Microphone	Codec Mic In	Walta-M	Walta-M	7.6M	2457-23216-002	Bundled with Codec
IN.2	HDMI Extension cable	Table	Codec Content In	HDMI-F	HDMI-M	25'	2215-84716-001	Ships with the system
IN.3	Content Input cable	PC / Device	Extension Cable	HDMI-M	HDMI-M	1M	1457-67184-001	Accessory Kit
IN.4	Camera Video Adapter	EEP out	Camera Cable	HDCI-M	Mini HDCI-F	200mm	2457-69794-001	Bundled with Producer
IN.5	Camera Video	EEP Adapter cable EEDII output	Codec Camera In	Mini HDCI-M	HDCI-M	3M	2457-64356-001	Bundled with Codec

The following figure shows the RealPresence Medialign 255 Free Standing Base dimensions.



Product weight without Polycom equipment or displays: 122 kg (269 lbs)

The following figure shows the RealPresence Medialign 255 Slimline Base dimensions.



Product Weight without Polycom equipment or displays: 75 kg (165.4 lbs)

Polycom® RealPresence® Medialign™ 170

The Polycom RealPresence Medialign 170 system (7230-84830-xxx) is a single 70" LCD display and incorporates into the stand, high-fidelity speakers, a tabletop device to connect your laptop output to for content sharing (HDMI Extender), a RealPresence Group Series 500 codec with a tabletop microphone, RealPresence Touch, EagleEye Producer, and an EagleEye IV-12x camera.

The RealPresence Medialign 170 system is recommended for mid-sized conference rooms with seven to nine people.

The following tables list the components and accessories for the system.

RealPresence Medialign 170 Components

<i>Box</i>	<i>Part Number</i>	<i>Size</i>	<i>Shipping Weight</i>	<i>Components</i>
Polycom Codec	7200-64250-xxx	482.6 mm x 381 mm x 304.8 mm (19 in. x 15 in. x 12 in.)	6.3 kg (13.9 lbs)	RealPresence Group 500, EagleEye IV-12x, cable kit, Group Series Microphone, Group Series Remote control, power cord
Polycom EagleEye Producer	2215-69791-001	355.6 mm x 254 mm x 152.4 mm (14 in. x 10 in. x 6 in.)	3.1 kg (6.8 lbs)	EagleEye Producer, cable kit for connection to the EagleEye IV
RealPresence Touch	8200-84190-001	330.2 mm x 279.4 mm x 152.4 mm (13 in. x 11 in. x 6 in.)	1.7 kg (3.7 lbs.)	RealPresence Touch tabletop controller and LAN cable
RealPresence Group Series 1080 License	5150-65082-001	Piece of paper in a 22.86 cm x 30.48 cm (9 in. x 12 in.) envelope		Envelope with the license, which is converted to a Key and applied to the RealPresence Group Series codec
RealPresence Group Series Lync / Skype for Business License	5150-65083-001	Piece of paper in a 22.86 cm x 30.48 cm (9 in. x 12 in.) envelope		Envelope with the license, which is converted to a Key and applied to the RealPresence Group Series codec
RealPresence Medialign 170 Chassis w/ Free Standing Base		1718.5 mm H x 1616 mm W x 749.9 mm D (67.6 in. x 63.6 in. x 29.5 in.)	83 kg (183 lbs)	Dimensions and weight is for completed chassis/base assembly. Packaging weight not included.

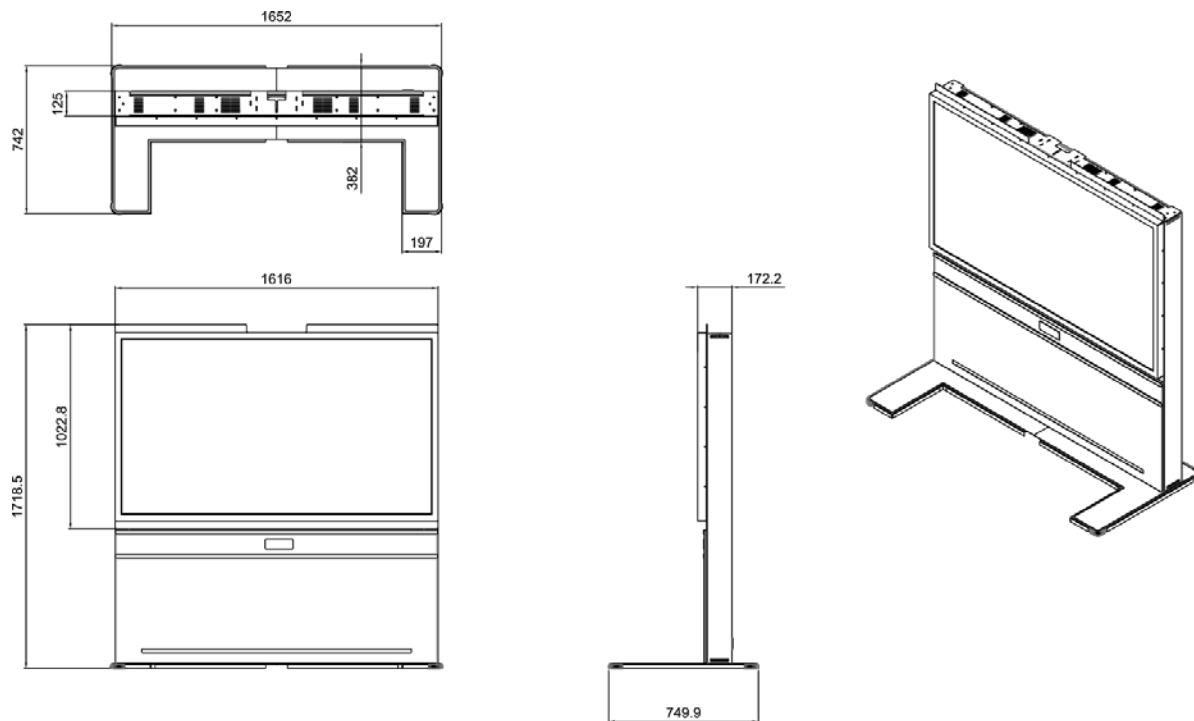
<i>Box</i>	<i>Part Number</i>	<i>Size</i>	<i>Shipping Weight</i>	<i>Components</i>
RealPresence Medialign Speakers (2)	2565-84879-001	120 mm x 120 mm x 180 mm (4.73 in. x 4.73 in. x 7.09 in.)	2.3 kg (5 lbs) (ea)	Shipping weight (pair): 5.4 kg/12 lbs. Also requires (1) Group Series 500 external power supply (provided with accessory kit)
RealPresence Medialign 70" LED display * 1	2583-52881-070	1616 mm x 1022.8 mm x 82.1 mm (71.2 in. x 14.3 in. x 49.8 in.)	79 kg (174.2 lbs)	58 kg/127.9 lbs display only
HDMI Cable Extender	2215-84716-001	254 mm x 228.6 mm x 57.15 mm (10 in. x 9 in. x 2.25 in.)	.73 kg (1.6 lbs)	For content sharing. 25' HDMI cable with table top interface hub
RealPresence Medialign 170 Cable Kit	2215-84877-xxx	609.6 mm x 203.2 mm x 152.4 mm (24 in. x 8 in. x 6 in.)	3.18 kg (7.0 lbs)	
Optional Accessories				
RealPresence Touch Power Inserter	2200-42740-xxx	25 cm x 15 cm x 8 cm (9.8 in. x 5.9 in. x 3.5 in.)	1.1 kg (2.4 lbs)	Used when PoE is not available

RealPresence Medialign 170 Core Cable Kit

Cable No	Description	From	To	Connectors		Length	Polycom P/N	To be found
				From	To			
C.1	Mains input	Wall	PDU	Country Specific	IEC C13	Varies	Varies	Bundled with Codec
C.2	Codec power	PDU	codec PSU	IEC C14	IEC C13	1M	1457-28377-001	Accessory Kit
C.3	Camera power	PDU	camera PSU	IEC C14	IEC C13	1M	1457-28377-001	Accessory Kit
C.4	Screen power	PDU	Screen Right	IEC C14	IEC C13	2M	1457-28378-001	Accessory Kit
C.6	Speaker power	PDU	Speaker PSU	IEC C14	IEC C13	1M	1457-28377-001	Accessory Kit
C.7	Speakers power	Loudspeaker PSU	Speakers L/R	1 x Coax-M	2 x Coax-F	3.5M & 1.8M	N/A	Bundled with Speakers

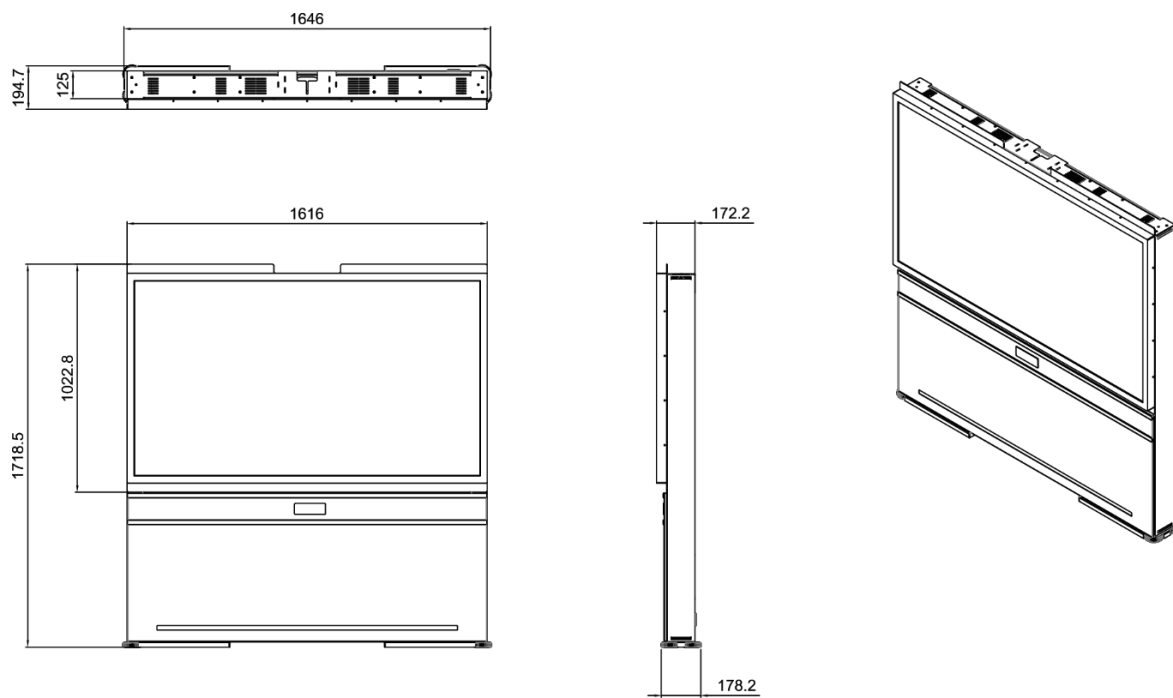
C.9	Codec Video	Codec	Screen Right	HDMI-M	HDMI-M	6'	2457-28808-004	Bundled with Codec
C.10	Codec audio	Codec audio out	RCA Cables	3.5mm TRS	2 x RCA-F	6"	1457-71905-001	Accessory Kit
C.11	Codec Audio L	Y-adapter L	Speaker Left	RCA-M	RCA-M	10'	1457-84748-001	Accessory Kit
C.12	Codec Audio R	Y-adapter R	Speaker Right	RCA-M	RCA-M	3'	1457-84747-001	Accessory Kit
C.13	Network connection	Wall	Codec LAN input	RJ45 plug	RJ45 plug	3.66M	2457-23537-001	Bundled with Codec
IN.1	Microphone Input	Table Microphone	Codec Mic In	Walta-M	Walta-M	7.6M	2457-23216-002	Bundled with Codec
IN.2	HDMI Extension cable	Table	Codec Content In	HDMI-F	HDMI-M	25'	2215-84716-001	Ships with the system
IN.3	Content Input cable	PC / Device	Extension Cable	HDMI-M	HDMI-M	1M	1457-67184-001	Accessory Kit
IN.4	Camera Video Adapter	EEP out	Camera Cable	HDCI-M	Mini HDCI-F	200mm	2457-69794-001	Bundled with Producer
IN.5	Camera Video	EEP Adapter cable	Codec Camera In	Mini HDCI-M	HDCI-M	3M	2457-64356-001	Bundled with Codec

The following figure shows the RealPresence Medialign 170 Free Standing Base dimensions.



Product weight without Polycom equipment or display: 83 kg (183 lbs)

The following figure shows the RealPresence Medialign 170 Slimline Base dimensions.



Product weight without Polycom equipment or display: 60 kg (132.3 lbs)

Polycom® RealPresence® Medialign™ 270

The Polycom® RealPresence® Medialign™ 270 system (7230-84820-xxx) is a dual 70" LCD display and incorporates into the stand, high-fidelity speakers, a tabletop device to connect your laptop output to for content sharing (HDMI Extender), a Polycom® RealPresence® Group Series® 500 codec with a tabletop microphone, Polycom® RealPresence Touch™, and Polycom® EagleEye™ Director II with two Polycom® EagleEye™ IV-12X cameras.

The RealPresence Medialign 270 system is recommended for larger conference rooms with nine to fourteen people.

The following tables list components and accessories for the system.

RealPresence Medialign 270 Components

<i>Box</i>	<i>Part Number</i>	<i>Size</i>	<i>Shipping Weight</i>	<i>Components</i>
Polycom Codec	7200-64250-xxx	482.6 mm x 381 mm x 304.8 mm (19 in. x 15 in. x 12 in.)	6.3 kg (13.9 lbs)	RealPresence Group 500, EagleEye IV-12x, cable kit, Group Series microphone, Group Series remote control, power cord
Polycom EagleEye Director II	7200-XXXXX-xxx	28.3 cm x 54.8 cm x 14 cm (11.14 in. x 21.57 in. x 5.5 in.)	4.46 kg (9.8 lbs)	EagleEye Director II with 2 EagleEye IV-12x cameras
RealPresence Touch	8200-84190-001	330.2 mm x 279.4 mm x 152.4 mm (13 in. x 11 in. x 6 in.)	1.7 kg (3.7 lbs.)	RealPresence Touch tabletop controller and LAN cable
RealPresence Group Series 1080 License	5150-65082-001	Piece of paper in a 22.86 cm x 30.48 cm (9 in. x 12 in.) envelope		Envelope with the license, which is converted to a Key and applied to the RealPresence Group Series codec
RealPresence Group Series Lync / Skype for Business License	5150-65083-001	Piece of paper in a 22.86 cm x 30.48 cm (9 in. x 12 in.) envelope		Envelope with the license, which is converted to a Key and applied to the RealPresence Group Series codec

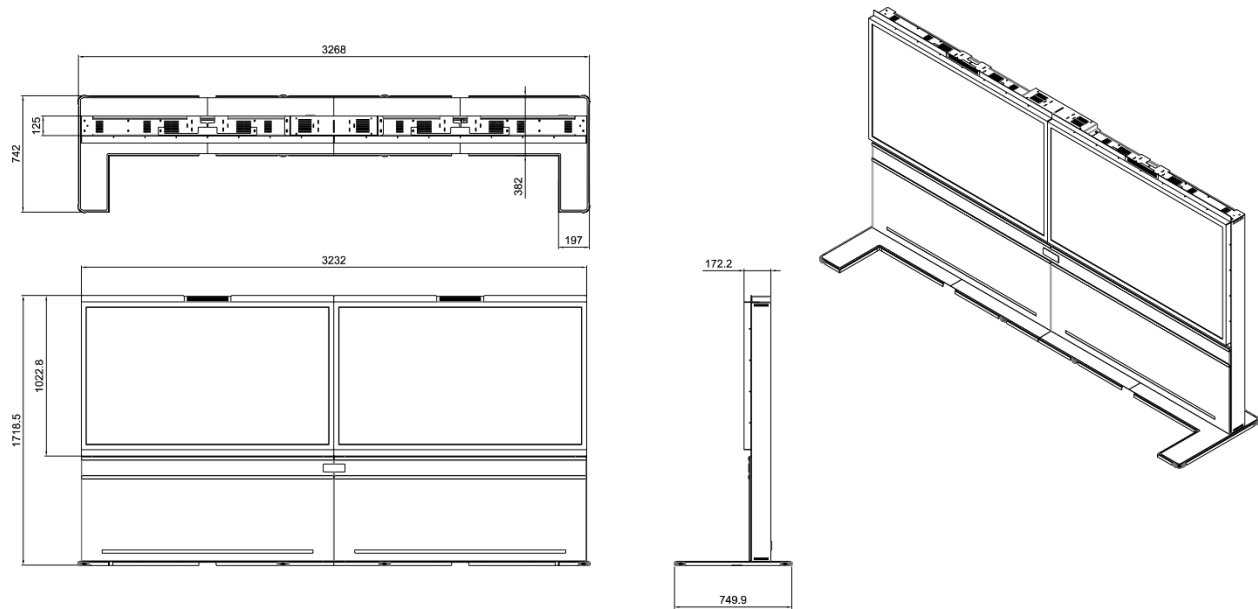
<i>Box</i>	<i>Part Number</i>	<i>Size</i>	<i>Shipping Weight</i>	<i>Components</i>
RealPresence Medialign 270 Chassis w/ Free Standing Base		1718.5 mm H x 3268 mm W x 749.9 mm D (67.6 in. x 128.7 in. x 29.5 in.)	154 kg (88.2 lbs)	Dimensions and weight are for completed chassis/base assembly. Packaging weight not included.
RealPresence Medialign Speakers (2)	2565-84879-001	120 mm x 120 mm x 180 mm (4.73 in. x 4.73 in. x 7.09 in.)	2.3 kg (5 lbs) (ea)	Shipping weight (pair): 5.4 kg/12 lbs. Also requires (1) Group Series 500 external power supply (provided with accessory kit)
HDMI Cable Extender	2215-84716-001	254 mm x 228.6 mm x 57.15 mm (10 in. x 9 in. x 2.25 in.)	.73 kg (1.6 lbs)	For content sharing. 25' HDMI cable with table top interface hub
RealPresence Medialign 270 Cable Kit	2215-84878-xxx	609.6 mm x 203.2 mm x 152.4 mm (24 in. x 8 in. x 6 in.)	3.18 kg (7.0 lbs)	
Optional Accessories				
RealPresence Touch Power Insertter	2200-42740-xxx	25 cm x 15 cm x 8 cm (9.8 in. x 5.9 in. x 3.5 in.)	1.1 kg (2.4 lbs)	Used when PoE is not available

RealPresence Medialign 270 Core Cable Kit

Cable No	Description	From	To	Connectors		Length	Polycom P/N	To be found
				From	To			
C.1	Mains input	Wall	PDU	Country Specific	IEC C13	Varies	Varies	Bundled with Codec
C.2	Codec power	PDU	codec PSU	IEC C14	IEC C13	1M	1457-28377-001	Accessory Kit
C.3	Camera power	PDU	camera PSU	IEC C14	IEC C13	1M	1457-28377-001	Accessory Kit
C.4	Right Screen power	PDU	Screen Right	IEC C14	IEC C13	2M	1457-28378-001	Accessory Kit

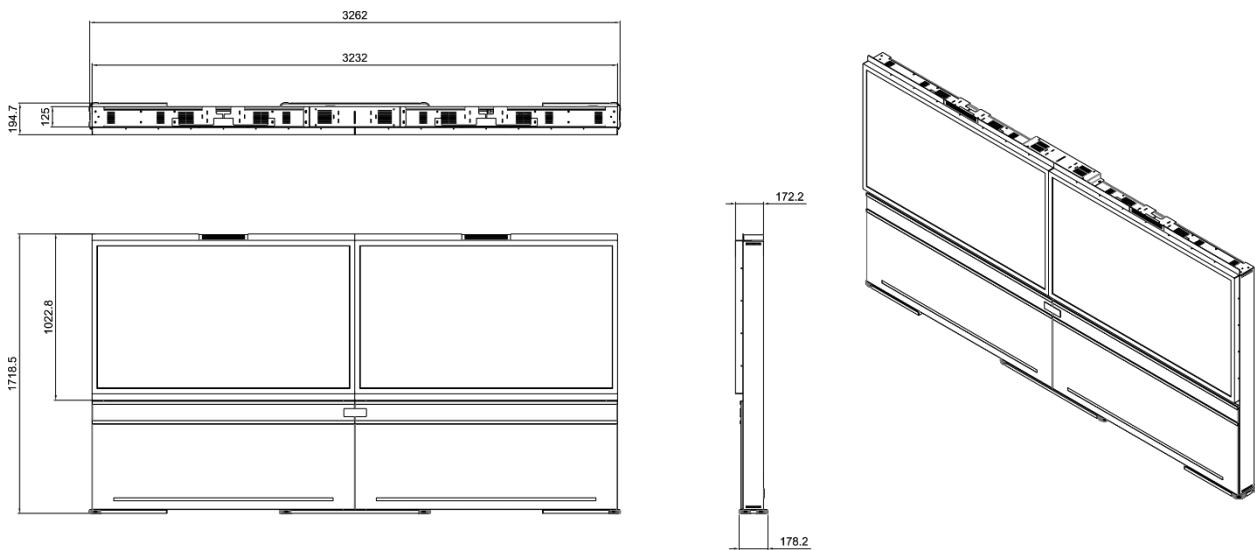
C.5	Left Screen power	PDU	Screen Left	IEC C14	IEC C13	4M	1457-28438-001	Accessory Kit
C.6	Speaker power	PDU	Speaker PSU	IEC C14	IEC C13	1M	1457-28377-001	Accessory Kit
C.7	Speakers power	Loudspeaker PSU	Speakers L/R	1 x Coax-M	2 x Coax-F	3.5M & 1.8M	N/A	Bundled with Speakers
C.8	People Video	Codec	Screen Left	HDMI-M	HDMI-M	4M	1457-61838-003	Accessory Kit
C.9	Content Video	Codec	Screen Right	HDMI-M	HDMI-M	6'	2457-28808-004	Bundled with Codec
C.10	Codec audio	Codec audio out	RCA Cables	3.5mm TRS	2 x RCA-F	6"	1457-71905-001	Accessory Kit
						2"	1517-09350-001	Bundled with EagleEye Director II
C.11	Codec Audio L	Y-adapter L or C.14 RCA-F L	Speaker Left	RCA-M	RCA-M	15'	1457-84749-001	Accessory Kit
C.12	Codec Audio R	Y-adapter R or C.14 RCA-F R	Speaker Right	RCA-M	RCA-M	3'	1457-84747-001	Accessory Kit
C.13	Network connection	Wall	Codec LAN input	RJ45 plug	RJ45 plug	3.66M	2457-23537-001	Bundled with Codec
C.14	Camera Y Cable	Y-adapter L/R	EEDII Camera	2 x RCA-M	2 x RCA-F & 3.5mm TRS	3.66M	2457-69476-001	Bundled with EagleEye Director II
IN.1	Microphone Input	Table Microphone	Codec Mic In	Walta-M	Walta-M	7.6M	2457-23216-002	Bundled with Codec
IN.2	HDMI Extension cable	Table	Codec Content In	HDMI-F	HDMI-M	25'	2215-84716-001	Ships with the system
IN.3	Content Input cable	PC / Device	Extension Cable	HDMI-M	HDMI-M	1M	1457-67184-001	Accessory Kit
IN.4	Camera Video Adapter	EEP out	Camera Cable	HDCI-M	Mini HDCI-F	200mm	2457-69794-001	Bundled with Producer
IN.5	Camera Video	EEP Adapter Cable EEDII output	Codec Camera In	Mini HDCI-M	HDCI-M	3M	2457-64356-001	Bundled with Codec

The following figure shows the RealPresence Medialign 270 Free Standing Base dimensions.



Product Weight without Polycom equipment or displays: 154 kg (339.5 lbs)

The following figure shows the RealPresence Medialign 270 Slimline Base dimensions.



Product Weight without Polycom equipment or displays: 110 kg (242.5 lbs)

Configure the Polycom RealPresence Medialign System

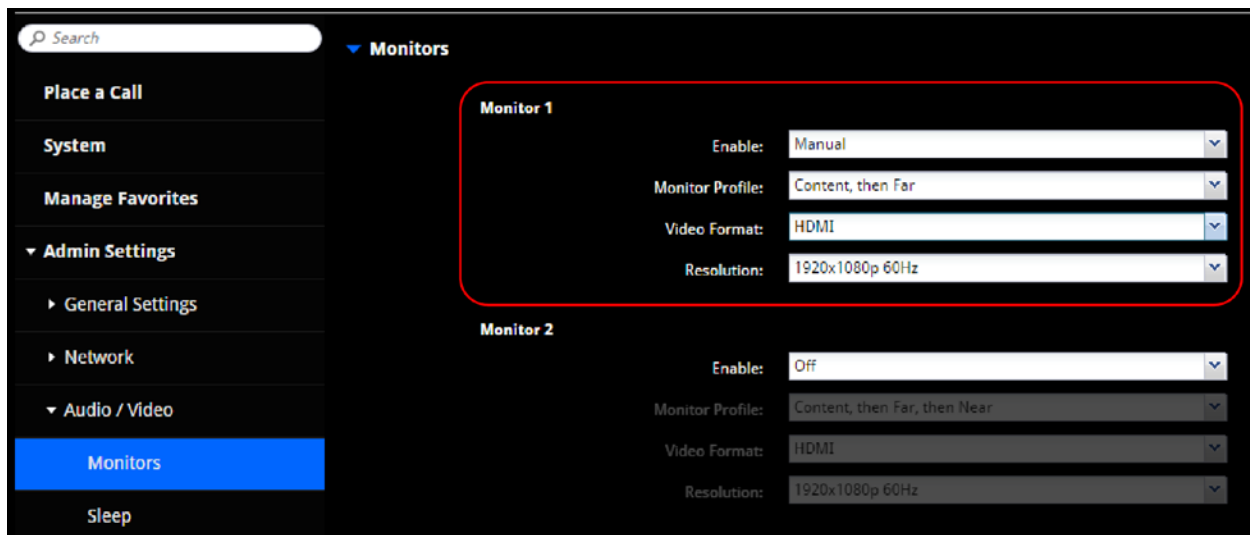
Configure Single Monitor Systems

The following out-of-box configuration settings are recommended for single monitor systems, RealPresence Medialign 155 and RealPresence Medialign 170.

To configure the single monitor systems:

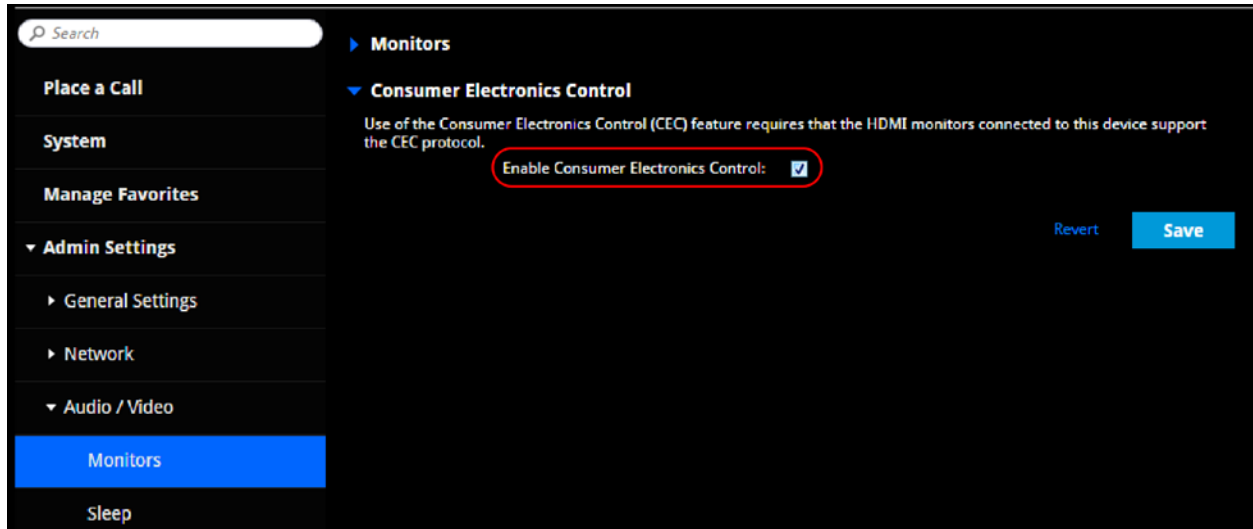
- 1 In the web interface, go to **Admin Settings > Audio/Video > Monitors**.
- 2 Under **Monitor 1**, make the following selections:
 - **Enable:** **Manual**
 - **Monitor Profile:** **Content, then Far**
 - **Video Format:** **HDMI**
 - **Resolution:** **1920x1080p 60Hz**
- 3 Under **Monitor 2**, select **Enable: Off**.

Single Monitor Configuration



- 4 In the web interface, go to **Admin Settings > Audio/Video > Consumer Electronics Control**.
- 5 Verify that **Enable Consumer Electronics Control** is selected.

CEC is selected



6 Click **Save** after enabling CEC.

Configure Dual Monitor Systems

The following configuration settings are recommended for dual monitor systems, RealPresence Medialign 255 and RealPresence Medialign 270.

To configure the single monitor systems:

- 1 In the web interface, go to **Admin Settings > Audio/Video > Monitors**.
- 2 Under **Monitor 1**, make the following selections:
 - **Enable:** Manual
 - **Monitor Profile:** Far Only
 - **Video Format:** HDMI
 - **Resolution:** 1920x1080p 60Hz
- 3 Under **Monitor 2**, make the following selections:
 - **Enable:** Manual
 - **Monitor Profile:** Content Only
 - **Video Format:** HDMI
 - **Resolution:** 1920x1080p 60Hz

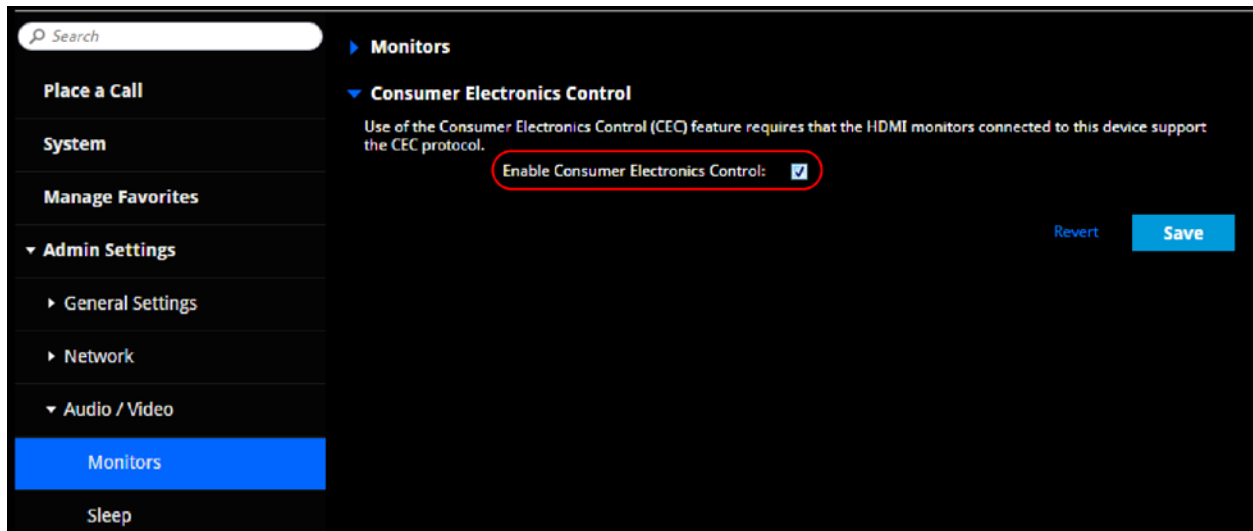
Dual Monitor Configuration

The screenshot displays the Polycom web interface for configuring dual monitors. On the left is a navigation sidebar with a search bar at the top. Below it are menu items: 'Place a Call', 'System', 'Manage Favorites', 'Admin Settings' (expanded), 'General Settings', 'Network', 'Audio / Video' (expanded), 'Monitors' (highlighted in blue), and 'Sleep'. The main content area is titled 'Monitors' and contains two sections, 'Monitor 1' and 'Monitor 2', each with four dropdown menus. A red rectangular box highlights the settings for both monitors.

Monitor	Enable	Monitor Profile	Video Format	Resolution
Monitor 1	Manual	Far Only	HDMI	1920x1080p 60Hz
Monitor 2	Manual	Content Only	HDMI	1920x1080p 60Hz

- 4 In the web interface, go to **Admin Settings > Audio/Video > Consumer Electronics Control**.
- 5 Verify that **Enable Consumer Electronics Control** is selected.

CEC is selected



6 Click **Save** after enabling CEC.

General Troubleshooting

Ensure that the power switch on the power distribution strip and all equipment is powered on. Occasionally, a system reboot may be required.

Refer to the *Polycom RealPresence Group Series Administrator Guide*.

Visit the [Polycom Community](#) to leave comments and requests for assistance on Polycom Labs features.

Legal and Regulatory Statements

Trademarks and Registrations

Polycom has registration, trademarks and/or copyrights to the following products used in this document:

- Polycom® RealPresence® Medialign™
- Polycom® RealPresence® EagleEye™ Director
- RealPresence® Medialign™
- RealPresence® EagleEye™ Director
- Polycom® NoiseBlock™
- Polycom® Acoustic Fence™
- Polycom® RealPresence Touch™
- RealPresence® Touch™
- Polycom® SmartPairing™
- Polycom® People+Content IP™

Warranty

The Polycom RealPresence Medialign is covered by Polycom's standard product warranty which can be accessed on [Polycom Support](#).

Safety

Please read the following recommendations carefully to ensure safety when using this product.

- This equipment is intended for indoor use only.
- Always disconnect the system from power and telecommunications network before cleaning or servicing.
- Do not immerse the system in any liquid or place any liquids on it.
- Do not spray liquids directly onto the system when cleaning.
- Always apply the liquid first to a static-free cloth.
- To remove all power from this unit, remove power cord from the wall socket.
- Do not disassemble this system. To reduce the risk of shock and to maintain the warranty on the system, a qualified technician must perform service or repair work.
- There are no user serviceable parts inside this product.
- Users must not service any parts in compartments that require a tool to access.
- When connecting to the mains supply, connect only to an earthed supply outlet which is installed near the equipment and is easily accessible.
- Only use this equipment with the display(s) supplied by Polycom.

- Do not use a power cord that is damaged. This could cause fire or electric shock. Contact the manufacturer for a replacement cord, if necessary.
- Only use a power cord which is appropriately rated and approved relevant to the country of use.
- This equipment should be used only on even surfaces.
- Keep ventilation openings free from any obstructions. The ambient operating temperature rating of this equipment is 0 - 40°C and should not be exceeded.
- For further information concerning the individual components of this equipment, please refer to the respective product literature.



Caution:

Loose cables are a trip hazard so should never be laid across a floor without appropriate containment. Please do not stretch or pinch any of the cables as it can result in damage and the device not functioning properly.

   <p>Some items are fragile or heavy and require a minimum of two persons for certain tasks. Ensure that suitable help is provided. Do NOT attempt to move equipment alone or unsupervised.</p>	<p>IMPORTANT SAFETY NOTICE</p> <p>Before beginning the installation process it is important to check that the designated area is suitable for the system. If not sure please contact your retailer / supplier who will be able to answer any questions you may have.</p> <p>The installation guides explain the procedure for proper installation. Please read and follow the guide carefully to ensure an understanding of the process and proper installation of the product.</p>	   <p>Ensure that all personal protective equipment required for installation is used and operation instructions are followed.</p>
---	--	--

Chassis Bonding Straps

A critical part of the assembly process of the RealPresence Medialign 255 and RealPresence Medialign 270 is ensuring that the chassis bonding straps are fitted. The units consists of multiple chassis which need to be bonded together using the supplied chassis bonding straps. Each strap is passed through holes located at the midpoint of each chassis and terminated using a nut and washer arrangement as detailed below. This ensures that all chassis sections are electrically bonded. Refer to installation guides.



Note:

The chassis bonding straps are best fitted prior to the screen modules being installed onto the chassis. This allows for better access.

Appendix

System Specifications

General and Electrical Specifications

The following table shows the specifications for each component in the system.

General and Electrical Specifications

<i>Component</i>	<i>Specification</i>
Power Supply	100v – 230V AC Max
Operating Temp range	0 – 40°C / 32 – 104°F
Operating Humidity	10% – 90% non-condensing
Cooling	Convection (ventilated chassis)
Enclosure	Ergonomic aluminum and steel chassis
Rated voltage range	100V – 230V AC circuit breaker, protected to 10A (An 8 position internationally certified/approved power distribution strip connects to the AC wall outlet and distributes power to RealPresence Medialign components.)
Rated frequency	50/60Hz
Rated Current	10A

Display Specifications

RealPresence Medialign systems include professional grade, high contrast, edge-lit LED displays. With support for Deep Color, they achieve highly accurate color rendering. They also employ broadcast quality HD scaling to optimize signals from a variety of sources. The following table shows the system specifications for the displays.

55" Display Specifications

PRODUCT NAME		55-DID LCD MONITOR for TELEPRESENCE
MODEL NAME		PM-5540
LCD PANEL	MANUFACTURE	LGD
	DIAGONAL SCREEN SIZE	1387.80mm (54.64in)
	MODULE DIMENSION (H x V)	1232.0 x 708.9 x 14.0 mm
	NUMBER of PIXEL (H x V)	1920 x 1080
	LUMINANCE of WHITE (Typ.)	450cd/m ²
	CONTRAST RATIO (Typ.)	1,100 : 1
	DISPLAY COLORS	16.7M (8bit)
	COLOR GAMUT	68%
	SURFACE TREATMENT	ANTI-GLARE(HAZE 1%), 3H
	LIFE TIME (Typ.)	50,000Hrs
TERMINAL	VIDEO	HDMI, DVI, VGA
	AUDIO	STEREO
	CONTROL 제어	EXT-IR
INPUT SIGNAL	SUPPORT RESOLUTION	up to 1920 x 1080
	FREQUENCY	DIGITAL : 15.6~67.5KHz(H), 24.0~60.0Hz(V) ANALOG : 31.5~67.5KHz(H), 59.8~70.0Hz(V)
	HDCP	READY
POWER SUPPLY		AC 100V ~ 240V±10% (50/60Hz)
POWER CONSUMPTION	Stand-By (W)	≤ 0.5
	Typ. 평균(W)	75W
	Maximum 최대(W)	90W
DIMENSION (W x H x D mm)		1263 x 813.8 x 71
MOUNTING (H x V mm)		560 x 560
WEIGHT (Kg)		32

70" Display Specifications

PRODUCT NAME		70-DID LCD MONITOR for TELEPRESENCE
MODEL NAME		PM-7030
LCD PANEL	MANUFACTURE	SDC
	DIAGONAL SCREEN SIZE	1777.74mm (69.99in)
	MODULE DIMENSION (H x V)	1600.0 x 922.0 x 16.0 mm
	NUMBER of PIXEL (H x V)	1920 x 1080
	LUMINANCE of WHITE (Typ.)	350cd/m ²
	CONTRAST RATIO (Typ.)	4,000 : 1
	DISPLAY COLORS	16.7M (DITHERED 10bit)
	COLOR GAMUT	70%
	SURFACE TREATMENT	ANTI-GLARE(HAZE 2.3%), 2H
	LIFE TIME (Typ.)	50,000Hrs
TERMINAL	VIDEO	HDMI, DVI, VGA
	AUDIO	STEREO
	CONTROL	EXT-IR
INPUT SIGNAL	SUPPORT RESOLUTION	up to 1920 x 1080
	FREQUENCY	DIGITAL : 15.6~67.5KHz(H), 24.0~60.0Hz(V) ANALOG : 31.5~67.5KHz(H), 59.8~70.0Hz(V)
	HDCP	READY
POWER SUPPLY		AC 100V ~ 240V±10% (50/60Hz)
POWER CONSUMPTION	Stand-By (W)	≤ 0.5
	Typ. (W)	300W
	Maximum (W)	350W
DIMENSION (W x H x D mm)		1616 x 1022.8 x 82.1
MOUNTING (H x V mm)		558.5 x 500
WEIGHT (Kg)		58

Speaker Specifications

RealPresence Medialign systems utilize compact, high quality two-way bi-amplified speakers with dynamic frequency response optimization and limiting to provide ultra-smooth and transparent audio reproduction.

Description Internally amplified 2-way loudspeaker system

Operating voltage	10 – 24V DC - 12Vnominal
Frequency response	90Hz – 20KHz
Peak current	3A
No-signal input current	0.3A
Woofers type	4" with Polypropylene cone
Tweeter type	19mm woven Polypropylene fiber cloth
Enclosure type	Vented
Material	MDF with Vinyl laminate finish
Woofers amplifier power	17.5W, <1%THD/25W, <10% THD (with 12V supply voltage)
Tweeter amplifier power	15W, <1% THD
ROHS compliant	Yes