

Athena Touchscreen

The Athena Touchscreen is a wall-mounted digital control that manages Athena-connected lights and shades through the wired Athena Edge processor. The touchscreen interface provides a rich user experience and flexible control for single- and multi-area applications.

Features

- 5 in (127 mm) diagonal capacitive touch display designed for control of Lutron Athena lighting loads and shades.
 - 800 x 480 @ 188 ppi; 5:3 aspect ratio
- Area, scene, and zone-level control of Lutron Athena lighting loads:
 - Intensity
 - Color temperature
 - Full color with fine tune adjustment (Ketra loads only)
- Area-level shade control of Athena-compatible shades made by Lutron.
- Simple on-screen setup through a guided user interface. No additional software required.
- Touch gesture (swiping) support for simple navigation.
- Restrict administration or control abilities using Admin and User PINs.
- Touchscreen bezel available in white glass.
- UI available in manually-selected dark and light mode options.
- Supported languages: English, Spanish, French, German, Italian, Portuguese, Simplified Chinese.
- Landscape orientation only. Mounts in a horizontal U.S. single-gang opening backbox, UK square backbox, or EU round backbox.
- Must be powered by an IEEE 802.3af-2003 or 802.3at-2009 compliant Power over Ethernet (PoE) supply, Lutron model Q-POE-PNL, or by others.
- For commercial use only.



Model Available:

- Q-TOUCH5-WH – Athena 5 in (127 mm) Touchscreen (white)

Job Name:	Model Numbers:	
<input type="text"/>	<input type="text"/>	<input type="text"/>
Job Number:	<input type="text"/>	<input type="text"/>

Specifications

Compatibility

- Can be used in a Lutron Athena system.
 - Maximum of 5 Athena touchscreens per Athena Edge processor
- Compatible with the following Lutron Athena lighting/lighting controls:
 - LED+ Energi Savr Node PRO Phase Adaptive
 - Energi Savr Node with T-Series
 - Energi Savr Node with EcoSystem
 - Energi Savr Node DALI® Universal
 - Energi Savr Node for 0–10 V==
 - Energi Savr Node with Softswitch
 - Energi Savr Node PRO LED+ Phase Adaptive
 - Energi Savr Node Gen 2 with EcoSystem
 - Energi Savr Node Gen 2 for 0-10 V
 - Energi Savr Node Gen 2 with Softswitch
 - Athena DIN Power Modules (DPMs)
 - Ketra Clear Connect Type X luminaires and lamps
 - Athena QSE-CI-DMX Control Interface 1-channel lighting or 3-channel RGB/CMY scene control only; (refer to QSE-CI-DMX Control Interface spec for more information)
- Compatible with the following Lutron shading solutions:
 - Contract roller shades
 - Sivoia QS Wired Roller Shades
 - Sivoia QS Wired Drapery

Regulatory Approvals

- cULus Listed
- FCC
- ICES
- CE
- UKCA

Environment

- Ambient operating temperature: 32 °F to 104 °F (0 °C to 40 °C)
- Maximum 90% non-condensing relative humidity
- Indoor use only

Power and Communications

- Must be powered by an IEEE 802.3af-2003 or 802.3at-2009 compliant Power over Ethernet (PoE) supply, Lutron model Q-POE-PNL or by others.
- Communicates with the system through the system Ethernet link to the wired Athena Edge processor.

Mounting

- Fits on the following backboxes:
 - Square 4 in (102 mm) U.S. single-gang backbox (horizontally-mounted)
 - Standard 2 in x 4 in x 3 in (50 mm x 96 mm x 65 mm) U.S. single-gang backbox (horizontally-mounted)
 - Square UK backbox
 - Round EU backbox

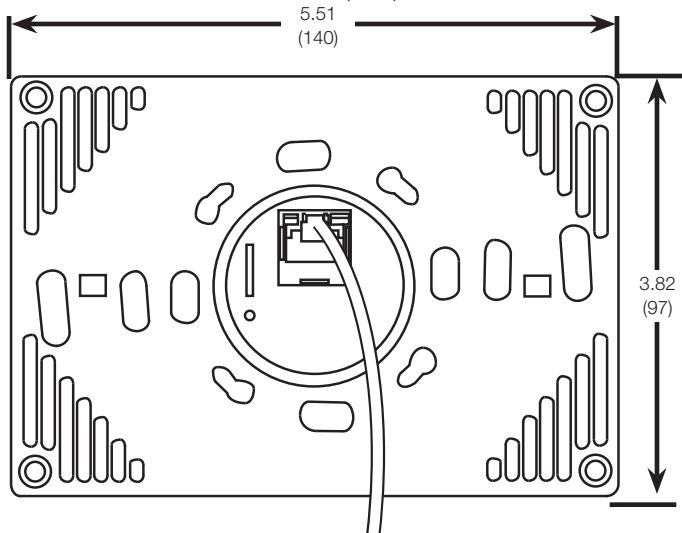
Wiring

- Use Cat5e minimum cable.
- Maximum wire length is 328 ft (100 m).
- Each touchscreen needs to have a home run Ethernet connection back to a PoE switch.
- Do not run PoE wiring outdoors.

Job Name:	Model Numbers:	
<input type="text"/>	<input type="text"/>	<input type="text"/>
Job Number:	<input type="text"/>	<input type="text"/>

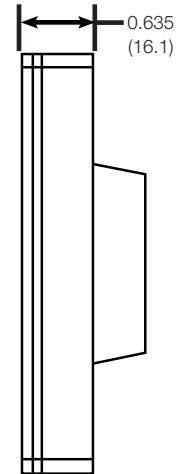
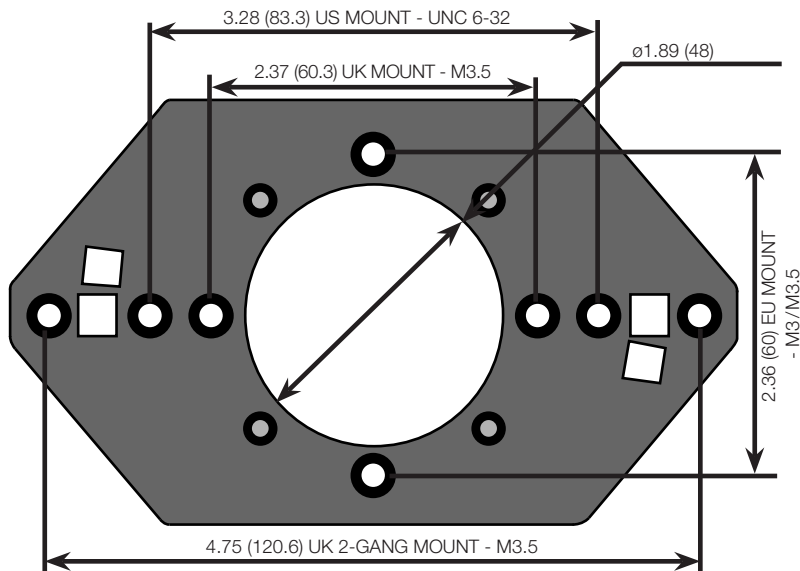
Mechanical Dimensions

All dimensions shown in inches (mm)

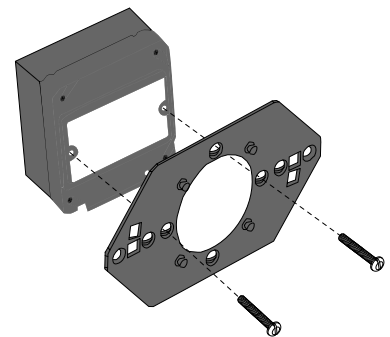


Mounting Diagram

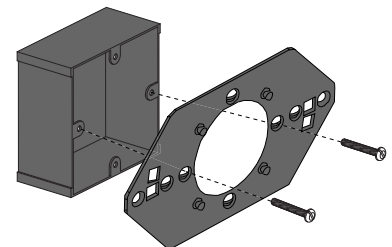
All dimensions shown in inches (mm)



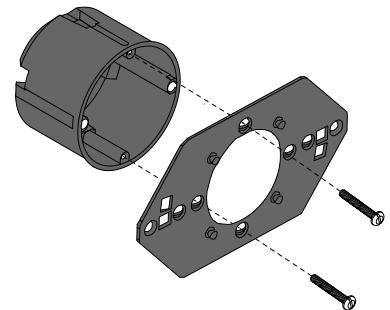
U.S. 4x4 junction box with 1-gang mud ring (horizontal)



UK Square Backbox



EU Round Backbox

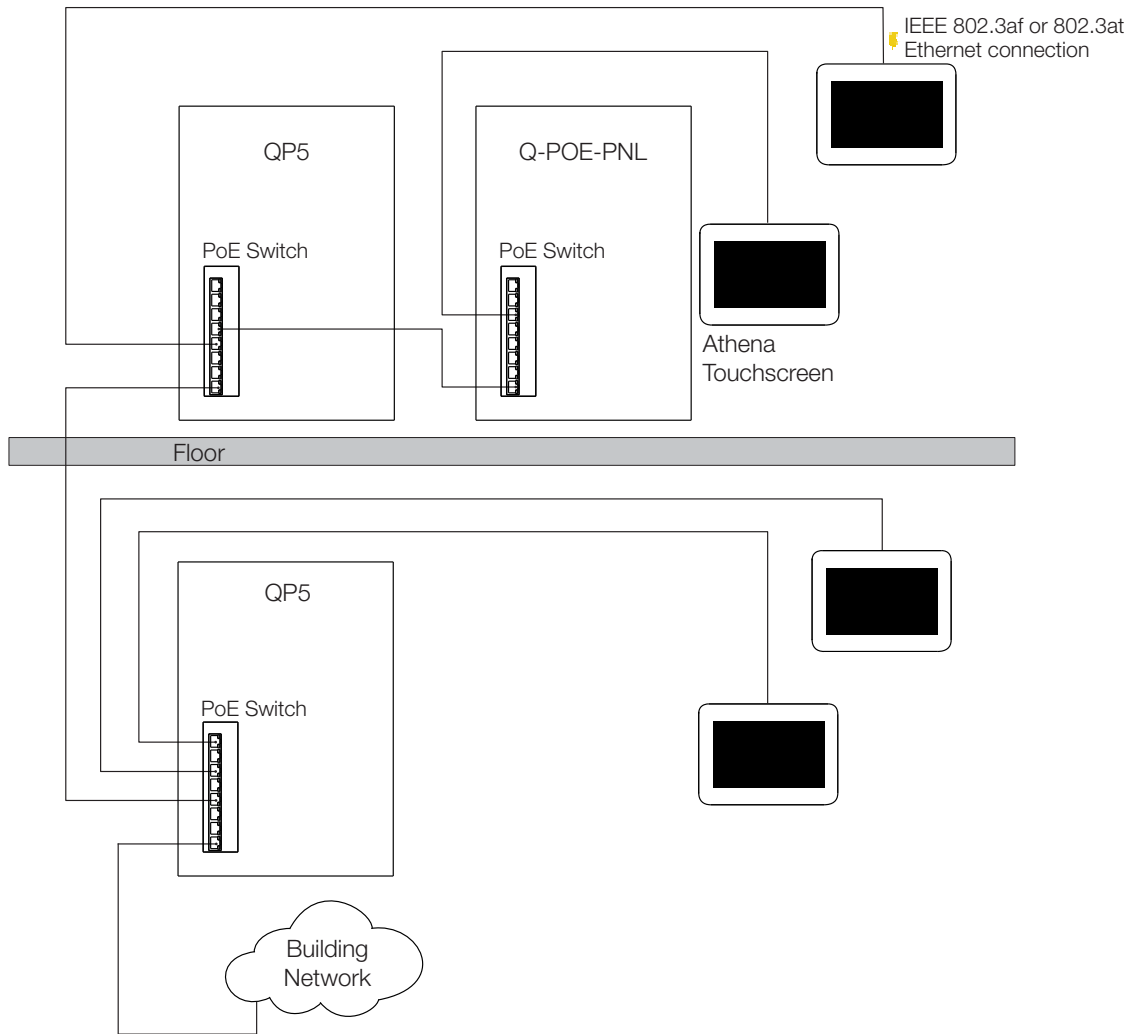


Job Name:

Model Numbers:

Job Number:

Example: System Riser Diagram



The Lutron logo, Lutron, Athena, Clear Connect, EcoSystem, Energi Savr Node, Ketra, LED+, Softswitch, and Sivoia are trademarks or registered trademarks of Lutron Electronics Co., Inc. in the US and/or other countries.

All other product names, logos, and brands are property of their respective owners.

Job Name:	Model Numbers:	
<input type="text"/>	<input type="text"/>	<input type="text"/>
Job Number:	<input type="text"/>	<input type="text"/>