

Kia maintains uniform prices and terms nationwide to earn customers' trust.

Differences between information in the brochures and products sold may occur due to discrepancies with the printing date of brochures. Specifications may change due to suppliers' circumstances. Photographs may depict optional features. Please refer to the latest price list and contact a sales representative to make a purchase.

- Colors depicted in photographs may differ from the actual colors due to printing limitations.
- Navigation functions and information displayed may vary depending on when the navigation system was updated.
- Caution: For safe driving, please read the user manual before the initial use of the vehicle.
- Please recycle this booklet to protect the environment.
- Customer service center: 080-200-2000 · SC

09/04
2025

Date of publication



Movement that inspires



This PDF file is for reference only
Differences with actual models sold may occur due to discrepancies with the time of printing.
Please refer to the latest monthly price list and consult a sales representative to make a purchase.



Movement that inspires


The Kia EV5



The family EV SUV that blends everyday practicality and advanced technology with your highest ideals, the Kia EV5. Where a joyful new driving experience for the whole family begins.

The Family SUEV,
The Kia EV5





Time together,
better with every drive

The Kia EV5

Next-generation EV design

Balancing tradition and innovation

Bold, progressive styling
Traditional SUV profile
Technical details

Ideal space for family life

For everyday moments and extraordinary adventures

6:4 Split Fold-and-Dive Seats (Full-flat, Reclining) for the 2nd-row
Expandable Center Console
Seatback Tables

Advanced EV technology

Where practicality meets progress

Max. range of 460 km
Super-fast 30-minute charging
Advanced ADAS safety suite

Exterior

Blending strong SUV styling, a dynamic silhouette and multi-dimensional Digital Star Map Lighting, the KIA EV 5 presents a bold, futuristic EV presence.



Ivory Silver (ISG) / Specifications may vary according to the trim and options that are selected.





Interior

The cockpit's modern design integrates a panoramic wide display and sophisticated storage compartments. Furthermore, 10 different material solutions incorporated to the interior embody Kia's effort to deliver sustainable products and service with respect and responsibility towards nature.



10 Material Solutions



Center Console Tray (Wireless Smartphone Charging System, Cup Holder)



6:4 Split Fold-and-Dive Seats (Full-flat, Reclining) for the 2nd-row

2nd-row seats feature a fold-and-dive function that creates a flat load floor when folded, extending the cargo space up to the back of the 1st-row seats.

Nougat Brown Interior / Specifications may vary according to the trim and options that are selected.

Space

Create unforgettable family moments in a space designed for togetherness, with 6:4 Split Fold-and-Dive Seats (Full-flat, Reclining) for the 2nd-row, spacious luggage space and Expandable Center Console.



Expandable Center Console

Expandable Center Console integrated in the bottom of the center console for greater storage capacity.



Large Trunk Capacity

Spacious trunk space allows greater storage and utilization.

Convenience

Multitude of functions for a wide range of outdoor situations from everyday commute, camping, and creating special experiences.



Interior V2L Outlet

Plug into the luggage compartment's 220 V outlet to conveniently use electronic devices.



Center Armrest with Sliding Cover in the 2nd-row

Just slide the cover to place cups and various items.

Kia AddGear (for Luggage Side)

Combination of top and bottom storage trays in the luggage compartment and Kia AddGear expand the luggage space and utilization during outdoor activities, like camping.



Relaxation Comfort Seat for the 1st-row

The relaxation seat can be fitted to the driver's and front passenger's seats, allowing users to rest comfortably in a weightless position.



3-zone Air Conditioning (2nd-row Temperature Control)

A/C controller delivering independent temperature control ensures greater comfort in the second row.

Seatback Table

The practical Seatback Table maximizes second row utilization and convenience.
※ Do not use the table when underway.

Technology

The EV5's advanced technologies include Pet Mode for pets and Steering Wheel Grip Detection for greater convenience and fun.



Pet Mode

When a pet must be left in the vehicle, control the EV5's interior temperature with your smartphone to keep your pet happy and comfortable until you return.



Kia Digital Key 2

Without a smart key, users can lock and unlock the door and start the vehicle with an iPhone, Apple Watch or Android smartphone. This function can be shared with up to 15 devices.
※ Refer to the official Kia Connect website for supported devices.
※ Currently, only Apple Watch offers this feature.



Steering Wheel Grip Detection

A capacitive sensor is applied to detect the electrical characteristics when the driver holds the steering wheel, providing a more comfortable driving experience.



Panoramic Wide Display / Display Theme

Panoramic Wide Display offers premium sensibility and convenience for a smart vehicle experience. Mickey and Friends, Marvel Avengers from Disney Character Themes and themes of 10 KBO teams and 30 NBA teams allow the display to be customized for greater joy for the family during the journey. (Purchase theme/team via Kia U-Connect Store)

Built-in Cam 2 Plus

Supports long parking monitoring which records any motion detected while parked. Receive impact notification, view recorded video and check Built-in Cam status information via Kia App.
※ Video Recording: Up to 4 days (Motion Detection Mode) / Up to 120 hours (Normal Mode)



12" Head-Up Display

The 12" high-definition Head-Up Display shows key driving information on the same theme shown on the cluster and navigation system.



Gravity Gray (KDG) / Specifications may vary according to the trim and options that are selected.

GT-line

From the black roof, exclusive wheel to the diagonal grill pattern, details exclusive to GT-line creates a differentiated style embodying dynamic and sporty sensibility.



GT-line Exclusive Front Bumper&Garnish



GT-line Exclusive Interior Design



GT-line Exclusive Machined Face Wheels



GT-line Exclusive Headlining&Headrest

EV Experience

Practical and advanced EV technology ensures sensible EV life.



Exterior V2L Connector

Utilize the external V2L function allowing various electronic devices to be used during outdoor activities creating new boundaries in convenience.



Battery State Information (Charge-Discharge Pattern Analysis)

Battery capacity analysis allows available range, battery charge level and charging type for more efficient battery management.

i-PEDAL 3.0

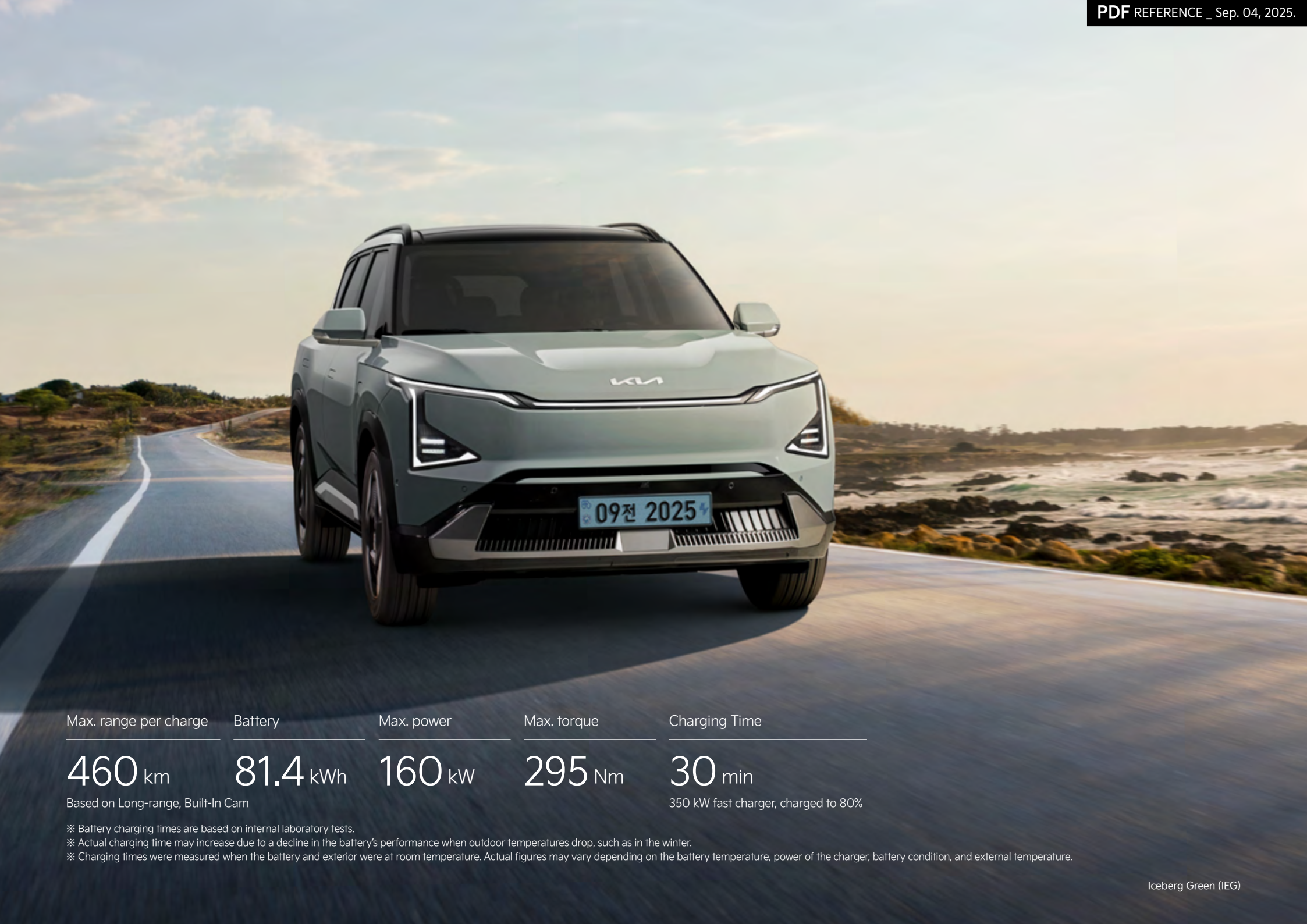
At all stages of regenerative braking, the accelerator pedal can be used to adjust the car's speed or stop it. A memory function is available for reverse parking and restarting.
※ The reverse parking function can be switched on or off in the system settings menu.



Automatic Charging Payment System (PnC)

Without authentication at E-pit charging stations, charging starts by plugging into the charging inlet port, with automatic payment when charging is complete.
*PnC : Plug & Charge

Specifications may vary according to the trim and options that are selected.



Max. range per charge	Battery	Max. power	Max. torque	Charging Time
460 km	81.4 kWh	160 kW	295 Nm	30 min
Based on Long-range, Built-In Cam				350 kW fast charger, charged to 80%

※ Battery charging times are based on internal laboratory tests.
※ Actual charging time may increase due to a decline in the battery's performance when outdoor temperatures drop, such as in the winter.
※ Charging times were measured when the battery and exterior were at room temperature. Actual figures may vary depending on the battery temperature, power of the charger, battery condition, and external temperature.

Iceberg Green (IEG)

Safety

Kia's advanced driver assistance systems ensure driver safety and convenience in a variety of driving and parking situations.



Highway Driving Assist 2 (including Lane Change Assist)

Maintains a safe distance from the vehicle in front on motorways and highways, and maintains the speed set by the driver while keeping the car in the center of the lane, even on curved roads. It moves the vehicle to the other side of the lane if it gets too close to a vehicle in the next lane. When the turn signal is activated while you are holding the steering wheel and driving above a certain speed, the vehicle will automatically change lanes in the direction of the activated turn signal.



Remote Smart Parking Assist 2

Remotely enter or exit parking spaces from outside the vehicle. The system utilizes sensors around the vehicle to search for an available parking space, automatically steer, accelerate, decelerate and shift, and it can automatically brake upon detecting an obstacle along its path. The driver can move the vehicle forward or backward remotely from outside using the remote parking function. The smart parking function can also be activated with buttons inside the vehicle. Compared to the 1st generation system, the system now recognizes parking lines for greater parking accuracy, supports parking in diagonal parking spaces, and offers improved remote forward/backward performance.



Acceleration Limit Assist

Pressing down the accelerator pedal deep while driving (80 km/h or less), the system warns the driver and limits acceleration. To remove the acceleration limit, press down only the brake pedal or fully release the accelerator pedal, wait for 1 second and then press it down.

Pedal Misapplication Safety Assist

In situations where a front/rear obstacle (vehicle or wall) is close (within 1.5 m) and if the driver misapplies the accelerator pedal thinking it is the brake pedal, the system limits acceleration and activates emergency braking to mitigate the collision impact.



Navigation-based Smart Cruise Control

When driving on motorways and highways, it helps you maintain a safe speed in line with the traffic. It automatically reduces the vehicle speed in a safe speed zone and on curved roads or ramps, then the car returns to the set speed when you pass them.

Rear Parking Collision-Avoidance Assist

If there is a risk of collision with an object or pedestrian behind you while backing up, it activates a warning and automatically intervenes with braking assistance.



Forward Collision Avoidance Assist

By detecting the risk of collision with a vehicle, motorcyclist, pedestrian, or cyclist ahead, the system issues a warning and assists with braking to reduce or avoid an impact. At intersections, the system detects the risks of collision with oncoming vehicles when turning left or right, oncoming vehicles while driving or oncoming vehicles from the left or right when passing through the intersection, and assists braking. When changing lanes, the system detects the risk of collision with oncoming vehicles from the opposite direction or vehicles in the next lane, or cars or pedestrians on the edge of the lane in front, and assists in changing direction.

Specifications may vary according to the trim and options that are selected.

※ ADAS is only intended to assist the driver. Be attentive while driving at all times. / Functions may not operate smoothly due to road or driving conditions. / Please refer to the user's manual for details.

Color Line-up



Frost Blue (EBB)

Magma Red (OVR)

Iceberg Matte Green (IEB)

Equipment



Projection LED Headlamps



MFR LED Headlamp



LED Rear Combination Lamp



Front LED Center Positioning Lamp



Fingerprint Authentication System



Integrated Memory System



Driver Forward Attention Warning Camera



Harman Kardon Premium Sound



Auto Flush Door Handle



Smart Power Tailgate



9 Airbags*



Surround View Monitor



Luggage Undertray



Front Trunk



Door Storage




1st-row Heated & Ventilated seats / 2nd-row Heated seats *


Specifications may vary according to the trim and options that are selected. / *A virtual image was used to help the viewer understand.

Interior Colors


Air / Earth




Earth



Air / Earth

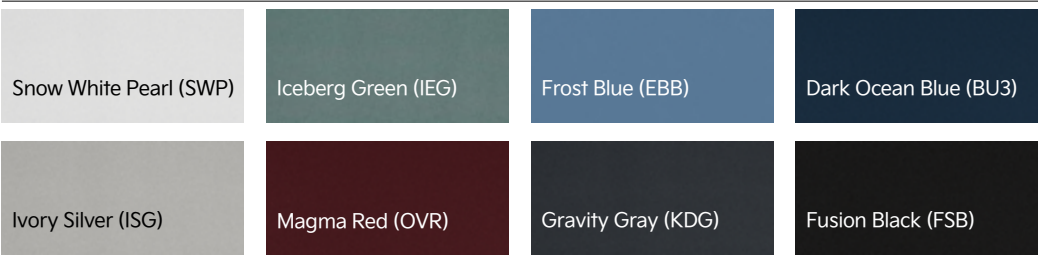


GT-line

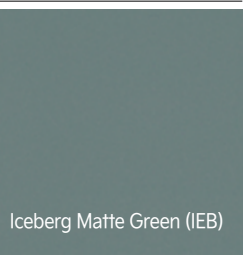


Exterior Colors


Glossy



Matte



Wheels



Specifications

※ Units: mm ※ Height: () is for models with Roof Rack.

Base Model



GT-line



Technical Data

※ Wheel Track: Based on 18"/19" tires / Height: () is for models with Roof Rack.

Specifications		Base Model	GT-line	Specifications		Base Model	GT-line
Overall length (mm)		4,610	4,610	Wheel tread	Front (mm)	1,614 / 1,609	1,609
Overall width (mm)		1,875	1,875		Rear (mm)	1,616 / 1,611	1,611
Overall height (mm)		1,675 (1,680)	1,680	Battery	Type	Li-ion	Li-ion
Wheelbase (mm)		2,750	2,750		Capacity (kWh)	81.4	81.4
Electric motor	Max. power (kW)				160		
	Max. torque (Nm)				295		

Fuel Economy and Class Reported to the Government

Model name		Battery voltage (V) / Capacity (Ah)	Unladen weight (kg)	Class	Government-reported energy efficiency (km/kWh)			Range per charge (km)		
					City	Highway	Combined	City	Highway	Combined
Long range	18" (Built-in Cam)	403 / 202.1	1,995	2	5.5	4.4	5.0	507	402	460
	19" (Built-in Cam)	403 / 202.1	2,010	2	5.5	4.4	5.0	507	402	460

※ Fuel efficiency numbers (range) are certified by the Ministry of Trade, Industry and Energy.

※ Fuel efficiency numbers (range) correspond to standard mode. Actual figures may vary according to driving habits, vehicle speed, number of passengers, vehicle load, vehicle settings, maintenance, outside temperature, weather, and road conditions.

※ Actual figures may be lower in the winter or when outside temperatures drop due to a decline in the battery's performance.

Kia e-life package

A package including all services that are necessary for EV life, such as charging, car care and warranty

1. Charging solutions

Customized charging solutions according to the living environment and charging type

Home charging Public charging Indirect charging

2. Care Program

Personalized EV care for both emergencies and everyday life

Car care Specialized towing

3. Warranty program

A used car resale value guarantee program that starts when you buy the car

Resale value warranty



Kia e-life package
See detailed information

Kia Members Card Benefits

Benefits of KIA Members



※ More information on how to sign up Kia Members, card issuance procedures and detailed benefits can be found on Kia Members website.
※ EV Concierge: 080-200-2000 / Inquiries on Card Issuance: 080-200-2000

EV Charging Guide and Subsidies

1. Contract on vehicle purchase

Customer → Branch/Agent

Visit branch and contract on vehicle purchase



2. Application for Subsidies

Branch/Agent → Local Government

Check remaining vehicles assigned for local government subsidies and vehicle delivery date
Fill in the documents required and submit to the local government
Check if you were selected as a recipient



3. Consult for Charging Solution

Customer ↔ Branch/Agent

Check the type of chargers and installation procedures
Give information on the desired chargers by customers



4. Vehicle Delivery

Branch/Agent → Local Government, Customer

10 days before the expected delivery date
Finally check if you can receive subsidies
Check the availability and deliver



5. Apply for Subsidies

Branch/Agent → Local Government

Apply for local government subsidies after delivery and registration
(Within 10 days after delivery)



※ Information above may vary depending on MOE/Local Government.
※ Visit Emission-Free Vehicle website for more information.

Application Procedures for EV Subsidies

EV Charging Guide



Check "Charging EVs and Benefits" on KIA EV Guide page

1. How to charge EVs (Slow/Fast/Ultra-Fast)
2. Charging status (Destination/On-route Charging)
3. Charging cards (MOE/Private Business Operator)
4. Installation of chargers

※ Scan QR Code > Connect to KIA EV Guide page

KIA EV Subsidies



Vehicle Models
subject
to Subsidy Payment
[Government
Subsidies]



Subsidy Payment
Status
[Local Government
Subsidies]


※ Scan QR Code > Connect to Zero-Emission Vehicle Portal website
※ Local Government Subsidies: Available when clicking "Local Government Subsidies by Vehicle Models" under the "Browse Reference Years" section



Gravity Gray (KDG)

KIA Collection

※ Photos below are for reference and may differ from the actual product. ※ For more information about the products below, refer to Kia Shop (shop.kia.com).



KIA Connect

Kia Connect is Kia's connected car service for wireless software updates, smartphone-based remote vehicle control, and emergency alerts for a safer and more convenient vehicle usage experience.

※ Enjoy 5 years of complimentary full-service upon initial enrollment with your vehicle purchase, followed by 5 additional years of essential services—including SOS emergency dispatch, automatic notification of airbag deployment, traffic information, and **EV battery monitoring**.
※ **EV battery monitoring: This service notifies Kia Connect subscribers of an internal abnormality of the battery.** ※ A link to a streaming service subscription is required to use Kia Connect's streaming service.
※ If your streaming service subscription only supports mobile devices, it will not be compatible with Kia Connect's streaming service. ※ The features/range of Kia Connect remote control may vary depending on your vehicle's trim and options.

Remote control



Remote Air-conditioning Control
Remote Charging Control
Remote Door Lock/Unlock Control

Safety and security



Automatic Notification of Airbag Deployment
SOS Emergency Dispatch
EV Battery Monitoring

Maintenance



Driving Report
Wireless Update
Smart Remote Diagnosis

Navigation



Kia Connect Navigation
Traffic Information
Vehicle Location Sharing

Streaming service



Audio Streaming
Video Streaming