



User Manual

Model: H7028

Govee Lynx Dream LED Bulb String Lights

Safety Instructions

Read and follow all the safety instructions:

- The adapter is not waterproof. Exercise caution when using the adapter outdoors.
- When installing the bulb string lights, ensure the waterproof cap is firmly screwed onto the connecting cable.

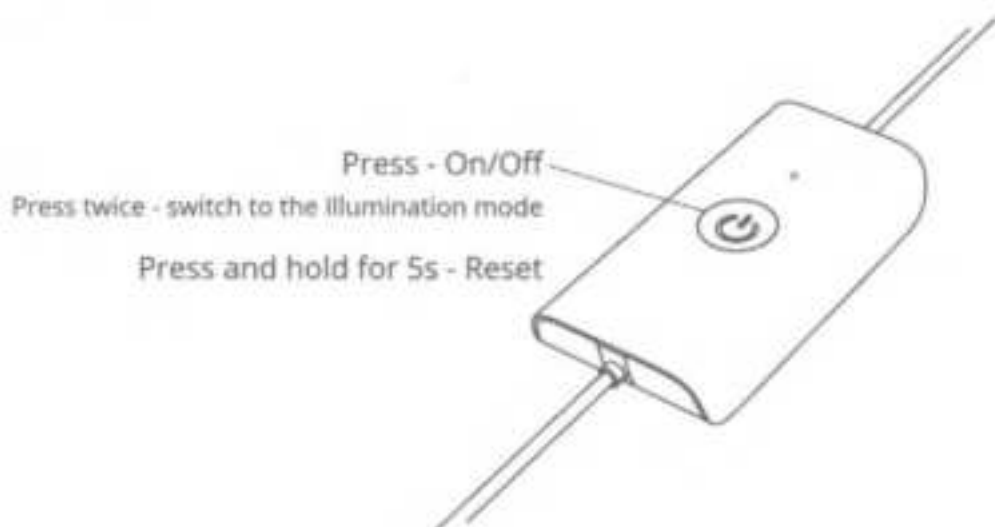
Introduction

Thank you for choosing the Govee Lynx Dream LED Bulb String Light. This product has an IP65 waterproof rating, making them ideal for outdoor use. Within the Govee Home app, you can adjust the lighting color and brightness of the lights. Also, you can sync music with the lights by turning on music mode.

What You Get

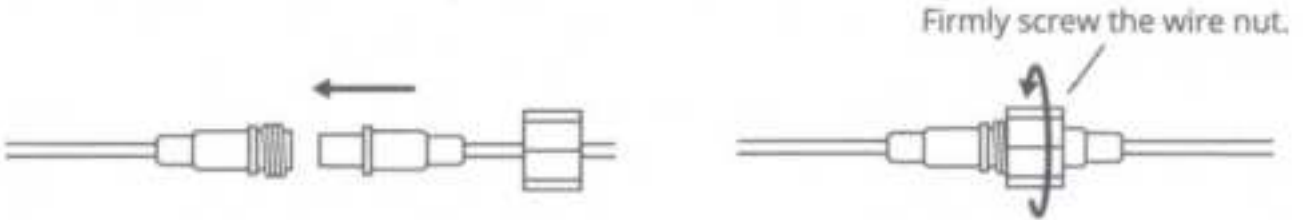
Item	Quantity
Bulb String Lights	1
Adapter & Control Box	1
Manual	1
Service Card	1

At a Glance



Control String Lights in Series

Connect the string lights as indicated in the picture



Notice: Only 2 string lights can be connected in a series.

Installing Your Device

Installation Steps

Hang the light bulbs onto the rope using the hook.




Notice: When installing the lights, do not leave more than 2 bulbs off the rope as it may affect stability.

Pairing Your Device with the Govee Home App

What You Need:

- A Wi-Fi router supporting the 2.4GHz and 802.11 b/g/n bands. 5GHz is not supported.
- A smartphone or tablet running iOS 8.0 (or above) or Android 4.3 (or above).
- ❶ Download the Govee Home app from the App Store (iOS devices) or Google Play (Android devices).
- ❷ Enable Bluetooth on your smartphone.
- ❸ Open the app, tap "+" icon in the top right corner and search "H7028".
- ❹ Tap the device icon and follow the on-screen instructions to complete pairing.



Specifications

Power Input (Adapter)	100-240V ~ 50/60Hz 0.8A Max
Power Input (String Lights)	12V --- 2A
Length	48ft/15m (Including Adapter Wire)
Number of Bulbs	15
Light Color	RGBW
Wireless Protocol	WiFi 2.4GHz 802.11 b/g/n Bluetooth4.2 2.4GHz
Waterproof	Bulb String Lights: IP65 Control Box: IPX5 Adapter: IPX0
Working Temperature	-20 to 50°C / -4 to 122°F

Troubleshooting

- ❶ Failed to connect to the Govee Home app.
 - Ensure the string lights are powered on.
 - Confirm Bluetooth on your smartphone is enabled.
 - Ensure your smartphone is connected to a 2.4GHz WiFi network.
 - Position your smartphone close to the control box, then try again.
- ❷ Some of the bulbs do not work.
 - Unplug the adapter, then plug it in again.
 - If the problem persists, please contact Govee Customer Service.

Customer Service

🔧 Warranty: 12-Month Limited Warranty

📞 Support: Lifetime Technical Support

✉ Email: support@govee.com

🌐 Official Website: www.govee.com

📺 @Govee 📷 @govee_official 🎵 @govee.official

🐦 @Goveeofficial 📘 @Govee.smarthome



FCC Statement

This device complies with Part 15 of the FCC Rules . Operation is subject to the following two conditions:

(1) This device may not cause harmful interference, and (2) This device must accept any interference received, including interference that may cause undesired operation.

Warning: Changes or modifications not expressly approved by the party responsible for compliance could void the user's authority to operate the equipment.

NOTE: This equipment has been tested and found to comply with the limits for a Class B digital device, pursuant to Part 15 of the FCC Rules.

These limits are designed to provide reasonable protection against harmful interference in a residential installation.

This equipment generates uses and can radiate radio frequency energy and, if not installed and used in accordance with the instructions, may cause harmful interference to radio communications. However, there is no guarantee that interference will not occur in a particular installation. If this equipment does cause harmful interference to radio or television reception, which can be determined by turning the equipment off and on, the user is encouraged to try to correct the interference by one or more of the following measures:

1. Reorient or relocate the receiving antenna.
2. Increase the separation between the equipment and receiver.
3. Connect the equipment into an outlet on a circuit different from that to which the receiver is connected.
4. Consult the dealer or an experienced radio/TV technician for help.

FCC Radiation Exposure Statement

This equipment complies with FCC radiation exposure limits set forth for an uncontrolled environment. This equipment should be installed and operated with minimum distance 20cm between the radiator & your body.

Responsible party :

Name: GOVEE MOMENTS(US) TRADING LIMITED

Address: 13013 WESTERN AVE STE 5 BLUE ISLAND IL 60406-2448

Email: support@govee.com

Contact information: <https://www.govee.com/support>

The Bluetooth® word mark and logos are registered trademarks owned by Bluetooth SIG, Inc. and any use of such marks by Shenzhen Intellirocks Tech. Co., Ltd. is under license.

Govee is a trademark of Shenzhen Intellirocks Tech Co., Ltd.

Copyright ©2021 Shenzhen Intellirocks Tech Co., Ltd. All Rights Reserved.



Govee Home App

For FAQs and more information,
please visit: www.govee.com

Your Journey
Begins Now!

Govee



LET'S CONNECT

Inspire & Be Inspired

- Share your creations on social media.
- Connect with our active Govee Community.
- Discover new ideas for using your products.



NEED HELP?

Contact us anytime!

- ✉ Support@govee.com
- 💬 Report an issue on the app
- 📦 Rapid Replacement on the app

Join Govee Home

Download Govee Home App for new releases, user events, and more.



Govee Home App



Download on the
App Store



GET IT ON
Google Play