

This Owner's Manual is provided and hosted by [Appliance Factory Parts](#).



# **GOLDSTAR 35058 Owner's Manual**

**[Shop genuine replacement parts for GOLDSTAR 35058](#)**



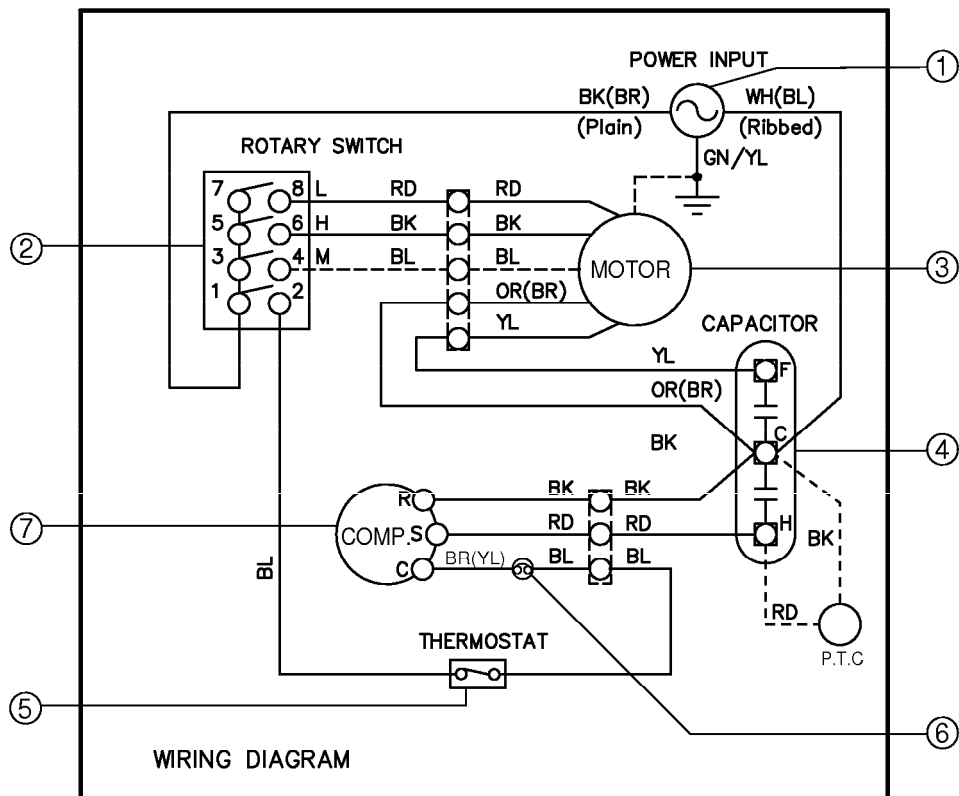
**[Find Your GOLDSTAR Air Conditioner Parts - Select From 241 Models](#)**

----- Manual continues below -----

## 5. SCHEMATIC DIAGRAM

### 5.1 CIRCUIT DIAGRAM

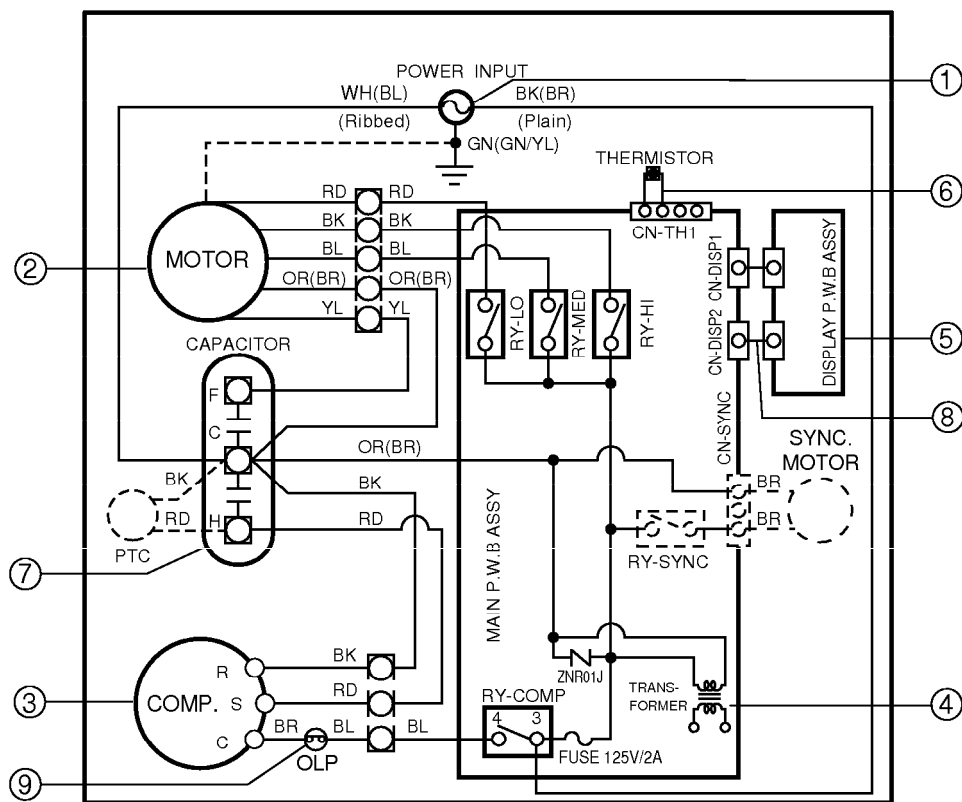
- MODEL : R8000, R-8000



S: Service Parts  
N: Non Service Parts

LOCATION NO.	DESCRIPTION	PART NO.	QTY PER SET	RE-MARKS
		R8000 / R-8000		
1	POWER CORD	2H00677P	1	S
2	ROTARY SWITCH	2H00598E	1	S
3	FAN MOTOR	4681A20027B	1	S
4	CAPACITOR	6120AR2359V	1	S
5	THERMOSTAT	2H01109L	1	S
6	OVERLOAD PROTECTOR	6750A30001A	1	S
7	COMPRESSOR	5416A20013B	1	S

• MODEL : M8000R, M-8000

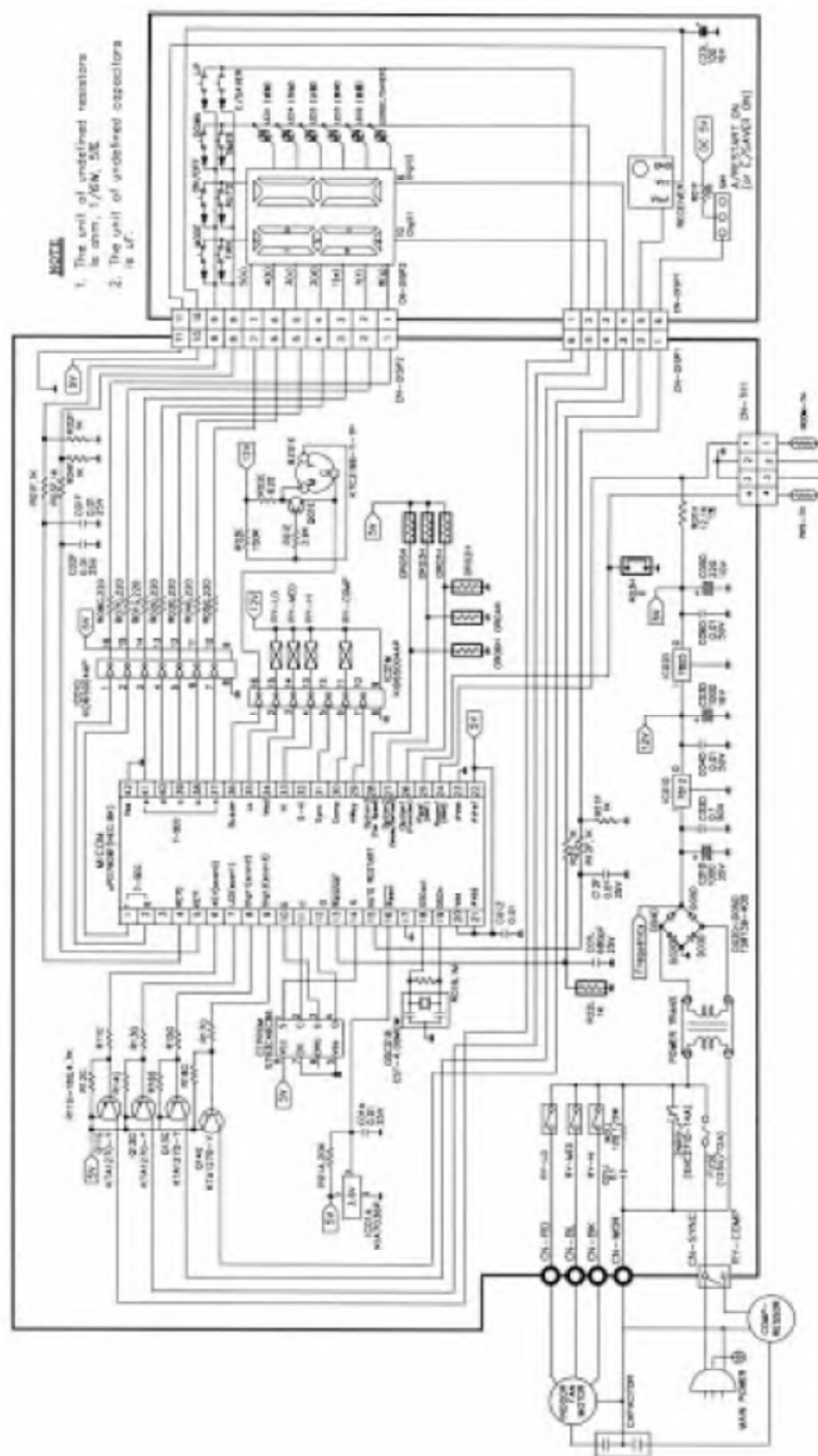


S: Service Parts  
N: Non Service Parts

LOCATION NO.	DESCRIPTION	PART NO.		QTY PER SET	RE-MARKS
		M8000R	M-8000		
1	POWER CORD ASS'Y	2H00677P		1	S
2	MOTOR ASSY	4681A20027B		1	S
3	COMPRESSOR	5416A20013B		1	S
4	MAIN P.W.B ASS'Y	6871A20061K	6871A20061U	1	S
5	DISPLAY P.W.B ASS'Y	6871A30017E		1	S
6	THERMISTOR	6323AQ2333K		1	S
7	CAPACITOR, SH	6120AR2359V		1	S
8	CONNECTOR ASS'Y	6631AQ3201B		1	S
9	OVERLOAD PROTECTOR	6750A30001A		1	S

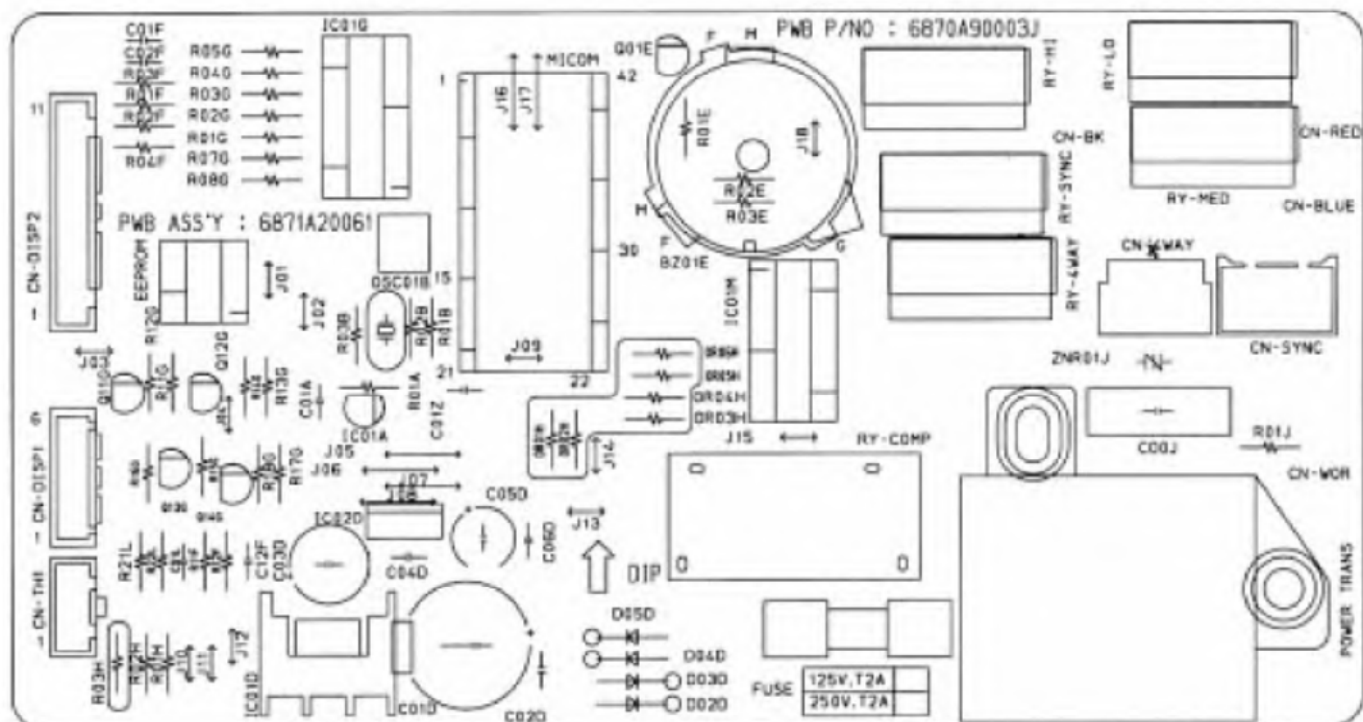
## 5.2 ELECTRONIC CONTROL DEVICE

- MODEL:M8000R, M-8000



## 5.3 COMPONENTS LOCATION(OF MAIN P.C.B ASM)

- MODEL:M8000R, M-8000



## 5.4 COMPONENTS LOCATION(OF DISPLAY P.C.B ASM)

- MODEL:M8000R, M-8000

