

**vtech®**

# Instruction Manual


## **Cuddle & Sing Bear™**



# INTRODUCTION

Thank you for purchasing the **Cuddle & Sing Bear™**!

Cuddle up with this cute little bear featuring varied textures, a light up heart button, colourful beads and more! The convenient strap allows you to take your bear everywhere you go. Explore and snuggle!



# INCLUDED IN THE PACKAGE

- Cuddle & Sing Bear™
- Quick Start Guide

## WARNING

All packing materials such as tape, plastic sheets, packaging locks, removable tags, cable ties, cords and packaging screws are not part of this toy, and should be discarded for your child's safety.

## NOTE

Please save this Instruction Manual as it contains important information.

## ATTENTION

Pour la sécurité de votre enfant, débarrassez-vous de tous les produits d'emballage tels que rubans adhésifs, feuilles de plastique, attaches, étiquettes, cordons et vis d'emballage. Ils ne font pas partie du jouet.

## NOTE

Il est conseillé de sauvegarder ce manuel d'utilisation car il comporte des informations importantes.

## WARNING

Remove product from the Infant Carrier when the vehicle is moving.

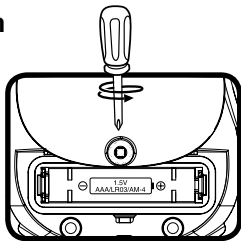
## ATTENTION

Retirer le jouet du porte-bébé ou du siège de l'enfant lorsque le véhicule est en mouvement.

# GETTING STARTED

## Battery Removal and Installation

1. Make sure the unit is turned **Off**.
2. Find the battery cover located on the back of the unit, use a screwdriver to loosen the screw, and then open the battery cover.
3. Remove the old battery by pulling up on one end of the battery.



4. Install 1 new AAA (AM-4/LR03) battery following the diagram inside the battery box. (For best performance, alkaline batteries or fully charged Ni-MH rechargeable batteries are recommended.)
5. Replace the battery cover and tighten the screw to secure.



## **WARNING:**

Adult assembly required for battery installation.

Keep batteries out of reach of children.



## **ATTENTION :**

Les piles ou accumulateurs doivent être installés par un adulte.

Tenir les piles ou accumulateurs hors de portée des enfants.

## **IMPORTANT: BATTERY INFORMATION**




- Insert batteries with the correct polarity (+ and -).
- Do not mix old and new batteries.
- Do not mix alkaline, standard (carbon-zinc) or rechargeable batteries.
- Only batteries of the same or equivalent type as recommended are to be used.
- Do not short-circuit the supply terminals.
- Remove batteries during long periods of non-use.
- Remove exhausted batteries from the toy.
- Dispose of batteries safely. Do not dispose of batteries in fire.

## **RECHARGEABLE BATTERIES**

- Remove rechargeable batteries (if removable) from the toy before charging.
- Rechargeable batteries are only to be charged under adult supervision.
- Do not charge non-rechargeable batteries.

# PRODUCT FEATURES

## 1. On/Off/Volume Switch

To turn the unit **On**, slide the **On/Off/Volume Switch** to the Low Volume  or High Volume  position. You will hear a song, phrases and sounds. To turn the unit **Off**, slide the **On/Off/Volume Switch** to the **Off**  position.



## 2. Automatic Shut-Off

To preserve battery life, the **Cuddle & Sing Bear** will power down after each response. The unit can be activated again by pressing any button.



### NOTE

If the unit powers down or if the light fades out during play, please install a new battery.

# ACTIVITIES

## 1. Light Up Heart Button

Press the **Heart Button** to hear songs, phrases, melodies and sounds. Press the **Heart Button** while a melody is playing to add fun sounds over the melody. The light will flash with the sounds.



# MELODIES

1. Pachelbel - Canon in D
2. Aiken Drum
3. Chopsticks
4. A-Tisket A-Tasket
5. Bear Went Over the Mountain
6. Did You Ever See a Lassie?
7. Oh Dear, What can the Matter Be?
8. MacNamara's Band
9. London Bridge
10. Old King Cole
11. Polly Put the Kettle On
12. Red River Valley
13. Roses Are Red
14. Skip to My Lou
15. Oats, Peas, Beans, and Barley Grow

# SONG LYRICS

## Song 1

I'm a cuddly little bear.  
I giggle and roar all day long.  
Come play with me, and we'll have fun.  
Let's giggle and play along.

## Song 2

Little one, little one,  
you're my best friend.  
Touch my paws, and feel my ears,  
we will laugh and play.

## Song 3

Roar, roar, roar, roar, life is so sunny.

# CARE & MAINTENANCE

1. Keep the unit clean by wiping it with a slightly damp cloth.
2. Keep the unit out of direct sunlight and away from any direct heat sources.
3. Remove the battery if the unit will not be in use for an extended period of time.
4. The soft fabric bear is surface washable only.
5. Do not drop the unit on a hard surface and do not expose the unit to moisture or water.

# TROUBLESHOOTING

If for some reason the unit stops working or malfunctions, please follow these steps:

1. Please turn the unit **Off**.
2. Interrupt the power supply by removing the battery.
3. Let the unit stand for a few minutes, then replace the battery.
4. Turn the unit **On**. The unit should now be ready to play again.
5. If the unit still does not work, install a new set of battery.

## IMPORTANT NOTE:

If the problem persists, please call our **Consumer Services Department** at **1-800-521-2010** in the U.S. or **1-877-352-8697** in Canada, or by going to our website at **vtechkids.com** and filling out our **Contact Us** form located under the **Customer Support** link. A service representative will be happy to help you. Creating and developing VTech products is accompanied by a responsibility that we take very seriously. We make every effort to ensure the accuracy of the information, which forms the value of our products. However, errors sometimes can occur. It is important for you to know that we stand behind our products and encourage you to contact us with any problems and/or suggestions you might have. A service representative will be happy to help you.

## NOTE

This equipment has been tested and found to comply with the limits for a Class B digital device, pursuant to Part 15 of the FCC Rules. These limits are designed to provide reasonable protection against harmful interference in a residential installation. This equipment generates, uses and can radiate radio frequency energy and, if not installed and used in accordance with the instructions, may cause harmful interference to radio communications. However, there is no guarantee that interference will not occur in a particular installation. If this equipment does cause harmful interference to radio or television reception, which can be determined by turning the equipment off and on, the user is encouraged to try to correct the interference by one or more of the following measures:

- Reorient or relocate the receiving antenna.
- Increase the separation between the equipment and receiver.
- Connect the equipment into an outlet on a circuit different from that to which the receiver is connected.
- Consult the dealer or an experienced radio/TV technician for help.

## CAUTION

Changes or modifications not expressly approved by the party responsible for compliance could void the user's authority to operate the equipment.



**Supplier's Declaration of Conformity**  
**47 CFR § 2.1077 Compliance Information**

Trade Name: VTech®  
Model: 5683  
Product Name: Cuddle & Sing Bear™  
Responsible Party: VTech Electronics North America, L.L.C  
Address: 1156 W. Shure Drive, Suite 200  
Arlington Heights, IL 60004  
Website: vtechkids.com

THIS DEVICE COMPLIES WITH PART 15 OF THE FCC RULES.  
OPERATION IS SUBJECT TO THE FOLLOWING TWO CONDITIONS:  
(1) THIS DEVICE MAY NOT CAUSE HARMFUL INTERFERENCE, AND  
(2) THIS DEVICE MUST ACCEPT ANY INTERFERENCE RECEIVED,  
INCLUDING INTERFERENCE THAT MAY CAUSE UNDESIRE  
OPERATION.

**Visit our website for more  
information about our products,  
downloads, resources and more.**

***vtechkids.com***  
***vtechkids.ca***

Read our complete warranty policy online at  
***vtechkids.com/warranty***  
***vtechkids.ca/warranty***

