

MI-4224

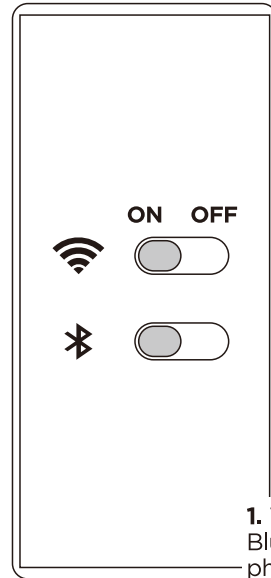
# GUIDEBOOK

## of Tuya App Installation and Remote




- The guidebook is for illustration purpose only and the latest App may vary.
- Download the Tuya Smart App from App Store or Google Play.

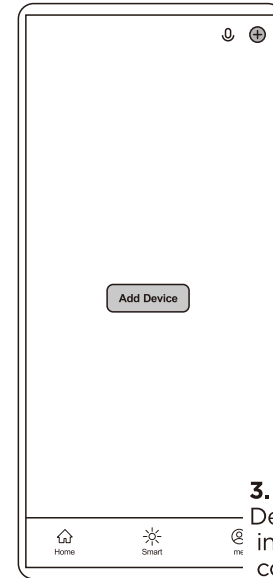
VISIT US AT MOUNT-IT.COM FOR PRODUCT REGISTRATION AND WARRANTY INFORMATION.  
CONTACT US AT SUPPORT@MOUNT-IT.COM OR 855-925-5668 FOR QUESTIONS OR COMMENTS.



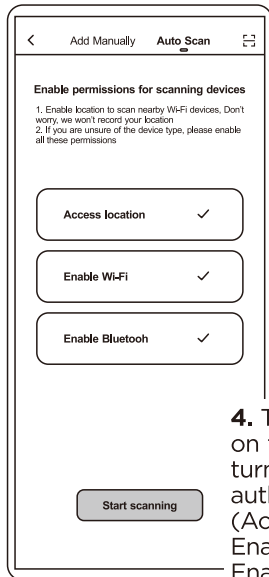
**1.** Turn on the Bluetooth of your phone and make sure it connects to the Wi-Fi.



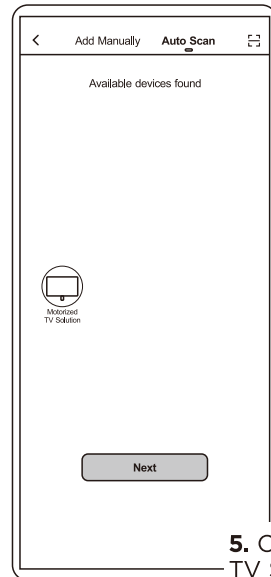
**2.** Sign in with phone number and a verification code, follow the instructions to enter.



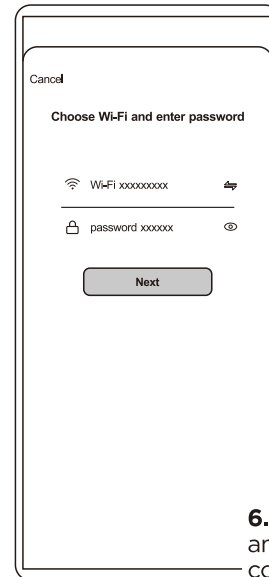
**3.** Tap “Add Device” / “+” icon in the upper right corner to enter the device selection page.



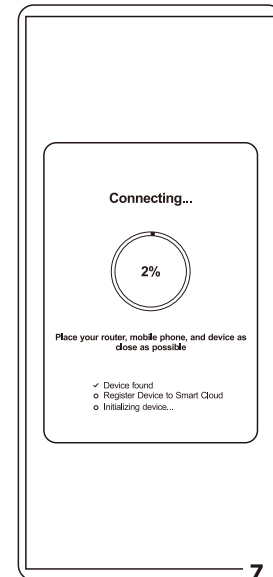
**4.** Tap “Auto Scan” on the top, and turn on all authorities (Access Location, Enable Wi-Fi, Enable Bluetooth) before tap “Start Scanning”.



**5.** Click “Motorized TV Solution” in the “Auto Scan” page and go to “Next”.





**6.** Click the Wi-Fi and enter the corresponding password and tap “Next”.

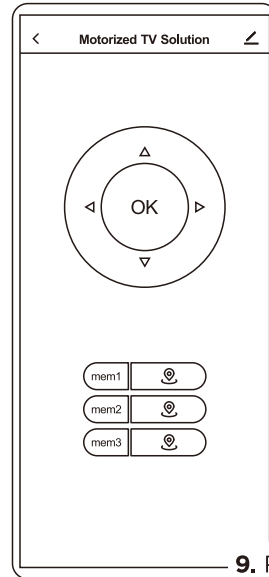


**7.** The device will be added after 10 to 60 seconds.


## Home Management Instruction (H1-H5)



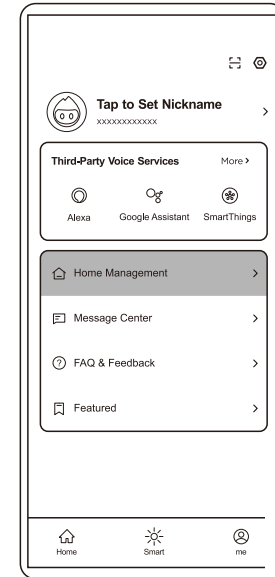
**8.** Once device is connected, click on to enter the “remote” dashboard.  
• You can also edit your device name by clicking the pencil icon .




**9.** Refer to the Instruction Manual in operation.



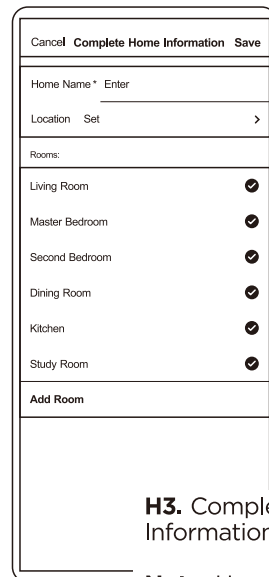
**10.** Long press the device to disconnect in the front page.



**H1.** Tap “me” at the bottom, then tap “Home Management”.




**H2.** Tap “Create a Home”

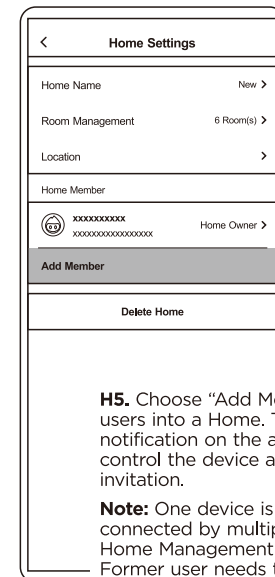


**H3.** Complete new Home Information and save it.

**Note:** Home name is compulsory and allows a maximum of 25 characters.



**H4.** Choose the Home you just created in the list.



**H5.** Choose “Add Member” to add other users into a Home. The user will receive a notification on the app and be able to control the device after he accept the invitation.

**Note:** One device is not able to be connected by multiple users except for Home Management Function. Former user needs to disconnect the device on the app (or long press Remote “set” button for 5 seconds to disconnect) before new user connects.