



Warning

DO NOT USE the product before consulting your medical doctor if you:

- Have a heart condition or a pacemaker.
 - Are pregnant.
 - Have a history of blood pressure issues.
 - Have any other medical condition.
- Do not use the product while charging.
Do not replace the battery.
Do not charge or use the device if it gets uncomfortably hot.



Advertencia

NO USE el producto sin consultar a su:

- Tiene una afección cardíaca o un marcapasos.
 - Está embarazada.
 - Tiene antecedentes de problemas de presión arterial.
 - Tiene cualquier otra condición médica.
- No use el producto mientras se está cargando.
No reemplaces la batería.
No cargues ni utilices el dispositivo si se calienta demasiado.



Read terms before use

Lisez les termes avant utilisation

Lesen Sie die Bedingungen vor Gebrauch

Lea los términos antes de usar

使用前に利用規約をお読みください



PDF

Adobe



Avertissement

NUTILISEZ PAS le produit sans consulter votre médecin si vous:

- Avez une maladie cardiaque ou un pacemaker.
 - Êtes enceinte.
 - Avez des antécédents de problèmes de tension artérielle.
 - Avez une autre condition médicale.
- N'utilisez pas le produit pendant la charge.
Ne remplacez pas la batterie.
Ne chargez pas ou n'utilisez pas l'appareil s'il devient inconfortablement chaud.



Warnung

VERWENDEN SIE das Produkt nicht, ohne Ihren Arzt zu konsultieren, wenn Sie:

- Eine Herzerkrankung oder einen Herzschrittmacher haben.
 - Schwanger sind.
 - Eine Vorgeschichte von Blutdruckproblemen haben.
 - Eine andere Vorerkrankung haben.
- Verwenden Sie das Produkt nicht während des Ladevorgangs.
Ersetzen Sie die Batterie nicht.
Laden Sie das Gerät nicht auf und verwenden Sie es nicht, wenn es unangenehm heiß wird.

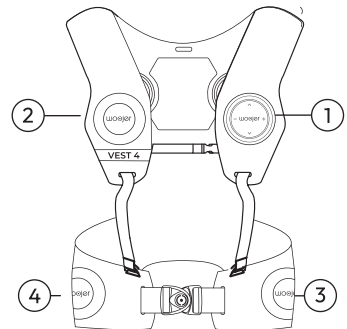


警告 (Keikoku)

以下のいずれかに該当する場合は、医師に相談するまでこの製品を使用しないでください:

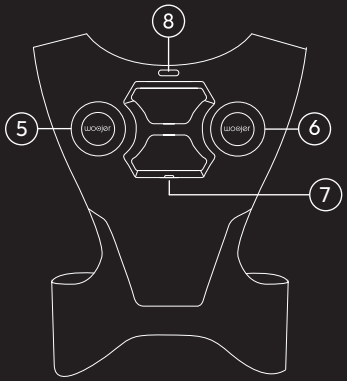
- 心疾患またはペースメーカーを持っている。
 - 妊娠中である。
 - 高血圧の病歴がある。
 - 他の持病がある。
- 充電中には製品を使用しないでください。
バッテリーを交換しないでください。
デバイスが不快なほど熱くなった場合は、充電したり使用したりしないでください。

YOUR WOJER VEST



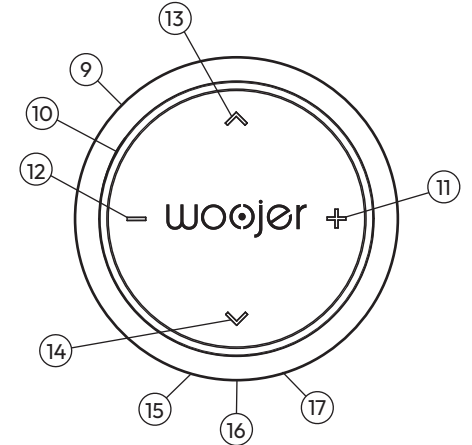
FRONT VIEW

- 1 CONTROL UNIT / FRONT LEFT TRANSDUCER
- 2 FRONT RIGHT TRANSDUCER
- 3 SIDE-LEFT TRANSDUCER
- 4 SIDE-RIGHT TRANSDUCER



REAR VIEW

- 5 BACK-LEFT TRANSDUCER
- 6 BACK-RIGHT TRANSDUCER
- 7 CHARGING PORT
- 8 CHAIR/HANGING NOTCH



CONTROL PANEL

- | | |
|--------------------------|-----------------------------|
| 9 POWER/BLEETOOTH BUTTON | 14 SENSATION DOWN BUTTON |
| 10 LED INDICATOR | 15 ANALOG AUDIO-IN PORT |
| 11 VOLUME UP BUTTON | 16 DIGITAL USB-C INPUT PORT |
| 12 VOLUME DOWN BUTTON | 17 WIRED HEADPHONE JACK |
| 13 SENSATION UP BUTTON | |

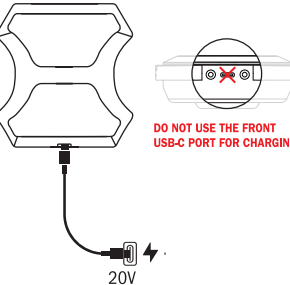
FIRST TIME USAGE

CHARGE YOUR VEST

CONNECT THE PROVIDED 20V USB-C POWER DELIVERY CHARGER TO THE REAR CHARGING PORT

DO NOT USE A STANDARD MOBILE CHARGER!

CHARGE 3H



WOJER APP

INSTALL WOJER APP TO CONTROL YOUR WOJER, PAIR IT WITH OTHER DEVICES, UPDATE ITS FIRMWARE, FINE-TUNE YOUR EXPERIENCE AND MUCH MORE. IT'S HIGHLY RECOMMENDED TO INSTALL WOJER APP ON YOUR MOBILE. [WOJER.COM/WOJERAPP](https://wojer.com/wojerapp)

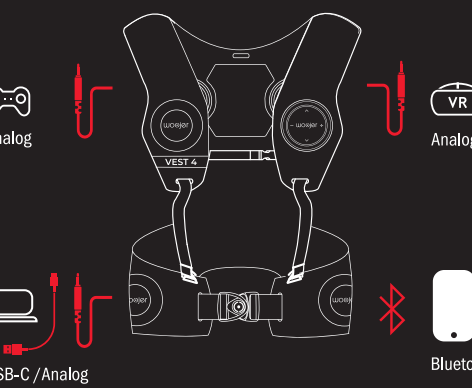


UPDATE THE FIRMWARE

TO GET THE MOST OUT OF YOUR VEST, MAKE SURE YOU'RE USING THE LATEST AVAILABLE FIRMWARE. LAUNCH WOJER APP TO UPDATE THE FIRMWARE.



CONNECT YOUR VEST



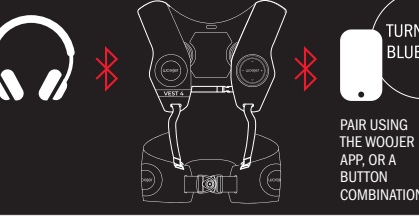
FOR MORE CONNECTION OPTIONS, PLEASE VISIT [WOJER.COM/GETTINGSTARTED](https://wojer.com/gettingstarted)

LAUNCH WOJER APP



CONNECT YOUR HEADPHONES

BLUETOOTH HEADPHONES



WIRED HEADPHONES

IF YOU'RE USING WIRED HEADPHONES, CONNECT THEM TO THE HEADPHONE JACK



POWER ON/OFF

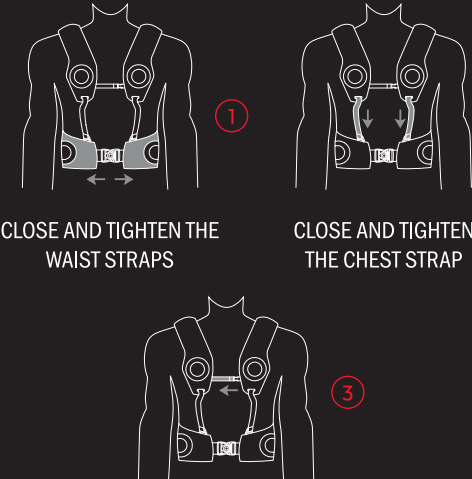
3 SECONDS LONG-PRESS ON THE POWER BUTTON
→ VEST IS ON

3 SECONDS LONG-PRESS ON THE POWER BUTTON
→ VEST IS OFF

WEAR YOUR VEST

ONE SIZE FITS MOST

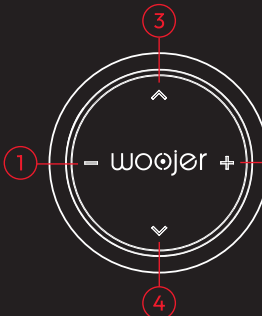
ALL ADJUSTING STRAPS MUST BE LOOSENED BEFORE WEARING THE VEST. MAKE SURE TO FOLLOW THESE STEPS IN ORDER



ATTACHING THE VEST TO A CHAIR
ATTACH THE VEST TO A CHAIR USING WOJER CHAIR MOUNT (SOLD SEPARATELY)
[WOJER.COM/ACCESSORIES](https://wojer.com/accessories)

FINE-TUNE YOUR EXPERIENCE

- 1 VOLUME UP BUTTON
- 2 VOLUME DOWN BUTTON
- 3 SENSATION UP BUTTON
- 4 SENSATION DOWN BUTTON



AUDIO-HAPTIC SYNC



TO OPTIMIZE AUDIO-HAPTIC SYNC - LAUNCH WOJER APP

MANUAL BLUETOOTH PAIRING – AUDIO SOURCE



PAIR WITH A BLUETOOTH AUDIO SOURCE

* THE BLUETOOTH ICON MAY REMAIN DISPLAYED AFTER CONNECTION, EVEN IF THE SIGNAL IS BRIEFLY LOST

* WHEN PLUGGING IN THE HEADSET, IT IS NORMAL FOR THE CORRESPONDING ICON NOT TO APPEAR

MANUAL BLUETOOTH PAIRING - HEADPHONES



PAIR WITH BLUETOOTH HEADPHONES

* THE BLUETOOTH ICON MAY REMAIN DISPLAYED AFTER CONNECTION, EVEN IF THE SIGNAL IS BRIEFLY LOST

* WHEN PLUGGING IN THE HEADSET, IT IS NORMAL FOR THE CORRESPONDING ICON NOT TO APPEAR

LED BEHAVIORS

- BLUETOOTH AUDIO SOURCE PAIRING MODE → LEFT HALF OF CIRCLE BLINKING RED-BLUE
- BLUETOOTH HEADPHONES PAIRING MODE → RIGHT HALF OF CIRCLE BLINKING RED-BLUE

- SEARCHING FOR AUDIO SOURCE → A RUNNING BLUE LIGHT ON THE LEFT HALF OF THE CIRCLE
- SEARCHING FOR BLUETOOTH HEADPHONES → A RUNNING BLUE LIGHT ON THE RIGHT HALF OF THE CIRCLE

- AUDIO SOURCE CONNECTED → SOLID BLUE LIGHT ON LEFT HALF (OR USER-DEFINED PATTERN)
- HEADPHONES CONNECTED → SOLID BLUE LIGHT ON RIGHT HALF (OR USER-DEFINED PATTERN)

- LOW BATTERY → CIRCLE BLINKING RED
- CHARGING → GRADUAL FILLING, COLOR CHANGING FROM RED, THROUGH YELLOW TO GREEN
- CHARGING COMPLETE → FULL GREEN



NEED HELP?
GET MORE INFORMATION AT
[WOOJER.COM/HELP](https://www.woojer.com/help)

TECHNICAL SPECS

BATTERY: 4SP Li-On battery pack 14.8V
CHARGING PORT: USB-C Power Delivery
CHARGING VOLTAGE: 20V only
CHARGING TIME: 3h
HAPTIC FREQ RESPONSE: 1-250Hz
AUDIO FREQ RESPONSE: 20-20KHz
TRANSDUCER: 6 x 0sci V2 TRX
TRANSDUCER IMPEDANCE: 11Ω
AUDIO OUTPUT: Aux 3.5mm TRRS, BT Audio A2DP
AUDIO INPUT: Aux 3.5mm TRRS, USB-Stereo Audio, BT Audio A2DP
BLUETOOTH: Bluetooth 5.4 Audio, BLE App Control and Update
HEADPHONES AMP THD: 1%, f = 1 kHz
HEADPHONES OUT S/N RATIO: 98 dB
HEADPHONES AMPLIFIER OUTPUT: 138mW



NEED HELP?
GET MORE INFORMATION AT
[WOOJER.COM/HELP](https://www.woojer.com/help)



WARRANTY
12 MONTHS FROM PURCHASE.
YOU CAN LEARN MORE ABOUT THE WARRANTY
THROUGH THIS QR CODE [WOOJER.COM/WARRANTY](https://www.woojer.com/warranty)

CARE AND MAINTENANCE.

- KEEP THE WOOJER VEST SERIES 4 AND ACCESSORIES DRY. PRECIPITATION, HUMIDITY, AND ALL TYPES OF LIQUIDS OR MOISTURE CAN CONTAIN MINERALS THAT WILL CORRODE ELECTRONIC CIRCUITS.
- DO NOT STORE THE DEVICE IN HOT AREAS. HIGH TEMPERATURES CAN SHORTEN THE LIFE OF ELECTRONIC DEVICES, DAMAGE BATTERIES, AND WARP OR MELT CERTAIN PLASTICS.
- DO NOT STORE THE DEVICE IN COLD AREAS. WHEN THE DEVICE RETURNS TO ITS NORMAL TEMPERATURE, MOISTURE CAN FORM INSIDE THE DEVICE AND DAMAGE ELECTRONIC CIRCUIT BOARDS.
- DO NOT ATTEMPT TO OPEN THE DEVICE.
- DO NOT DROP. ROUGH HANDLING CAN BREAK INTERNAL CIRCUIT BOARDS AND FINE MECHANICS.
- DO NOT USE HARSH CHEMICALS, CLEANING SOLVENTS, OR STRONG DETERGENTS TO CLEAN THE DEVICE.
- IF THE DEVICE DOESN'T WORK PROPERLY, PLEASE CONTACT OUR TECHNICAL SUPPORT TEAM THROUGH OUR WEBSITE, AT [WWW.WOOJER.COM/SUPPORT](https://www.woojer.com/support)

SAFETY AND WARNINGS (READ CAREFULLY BEFORE USE).

- THIS PRODUCT CONTAINS A RECHARGEABLE LITHIUM-ION BATTERY AND SHOULD NOT BE DISPOSED TOGETHER WITH HOUSEHOLD WASTE. THIS PRODUCT MUST BE DISCARDED IN ACCORDANCE WITH YOUR LOCAL LEGAL REQUIREMENTS.
- AS WITH OTHER DEVICES WITH PERMANENT MAGNETS, WOOJER VEST SERIES 4 IS NOT SUITABLE FOR USE BY PERSONS WITH PACEMAKERS.
- DO NOT USE WOOJER PRODUCTS DURING PREGNANCY WITHOUT APPROVAL FROM YOUR PHYSICIAN.
- IF YOU HAVE ANY PHYSICAL CONDITION THAT MAY LIMIT YOUR ABILITY TO PLAY COMPUTER GAMES OR ENGAGE IN MODERATE PHYSICAL ACTIVITY, PLEASE CONSULT YOUR PHYSICIAN BEFORE USING YOUR WOOJER.

DO NOT USE WOOJER VEST SERIES 4 WITH HEADPHONES/EARPHONES WHILE DRIVING, CYCLING, OR OPERATING ANY MOTORIZED VEHICLE. THIS MAY CREATE A TRAFFIC HAZARD AND MAY BE ILLEGAL.

IT CAN BE DANGEROUS TO PLAY YOUR MUSIC WITH HEADPHONES/EARPHONES AT HIGH VOLUME WHILE WALKING OR ENGAGED IN OTHER ACTIVITIES. EXERCISE EXTREME CAUTION AND DISCONTINUE USE IN POTENTIALLY HAZARDOUS SITUATIONS.

AVOID USING HEADPHONES/EARPHONES AT HIGH VOLUME. HEARING EXPERTS ADVISE AGAINST CONTINUOUS LOUD AND EXTENDED MUSIC PLAY. KEEP THE VOLUME AT A MODERATE LEVEL, SO THAT YOU ARE BETTER ABLE TO HEAR OUTSIDE SOUND.

IF WOOJER VEST SERIES 4 OVERHEATS EXCESSIVELY DURING USE, DO NOT USE IT AND CONTACT OUR TECHNICAL SUPPORT TEAM THROUGH [WWW.WOOJER.COM/SUPPORT](https://www.woojer.com/support)

AVOID CHARGING YOUR WOOJER VEST SERIES 4 AT EXTREMELY HIGH OR LOW TEMPERATURES.

LIQUIDS MIGHT SHORT-CIRCUIT THE BATTERY AND CAUSE A SIGNIFICANT RISK OF FIRE, OTHER BODILY INJURY AND PHYSICAL DAMAGE.

DECLARATION OF CONFORMITY, CERTIFICATES, AND SAFETY PROTOCOLS.

FEDERAL COMMUNICATIONS COMMISSION NOTICE

THIS DEVICE COMPLIES WITH PART 15 OF THE FCC RULES. OPERATION IS SUBJECT TO THE FOLLOWING TWO CONDITIONS: (1) THIS DEVICE MAY NOT CAUSE HARMFUL INTERFERENCE, AND (2) THIS DEVICE MUST ACCEPT ANY INTERFERENCE RECEIVED, INCLUDING INTERFERENCES THAT MAY CAUSE UNDESIRE OPERATION ANY CHANGES OR MODIFICATIONS NOT EXPRESSLY APPROVED BY THE PARTY RESPONSIBLE FOR COMPLIANCE COULD VOID THE USER'S AUTHORITY TO OPERATE THE EQUIPMENT.

NOTE:

THIS EQUIPMENT HAS BEEN TESTED AND FOUND TO COMPLY WITH THE LIMITS FOR A CLASS B DIGITAL DEVICE, PURSUANT TO PART 15 OF THE FCC RULES. THESE LIMITS ARE DESIGNED TO PROVIDE REASONABLE PROTECTION AGAINST HARMFUL INTERFERENCE IN A RESIDENTIAL INSTALLATION. THIS EQUIPMENT GENERATES USES AND CAN RADIATE RADIO FREQUENCY ENERGY AND, IF NOT INSTALLED AND USED IN ACCORDANCE WITH THE INSTRUCTIONS, MAY CAUSE HARMFUL INTERFERENCE TO RADIO COMMUNICATIONS. HOWEVER, THERE IS NO GUARANTEE THAT INTERFERENCE WILL NOT OCCUR IN A PARTICULAR INSTALLATION IF THIS EQUIPMENT DOES CAUSE HARMFUL INTERFERENCE TO RADIO OR TELEVISION RECEPTION, WHICH CAN BE DETERMINED BY TURNING THE EQUIPMENT OFF AND ON, THE USER IS ENCOURAGED TO TRY TO CORRECT THE INTERFERENCE BY ONE OR MORE OF THE FOLLOWING MEASURES:

- REORIENT OR RELOCATE THE RECEIVING ANTENNA.
- INCREASE THE SEPARATION BETWEEN THE EQUIPMENT AND RECEIVER
- CONNECT THE EQUIPMENT INTO AN OUTLET ON A CIRCUIT DIFFERENT FROM THAT TO WHICH THE RECEIVER IS CONNECTED.
- CONSULT THE DEALER OR AN EXPERIENCED RADIO/TV TECHNICIAN FOR HELP.

THE DEVICE HAS BEEN EVALUATED TO MEET THE GENERAL RF EXPOSURE REQUIREMENT. THE DEVICE CAN BE USED IN PORTABLE EXPOSURE CONDITIONS WITHOUT RESTRICTION.

CANADA-INDUSTRY CANADA (IC)

THIS RADIO TRANSMITTER HAS BEEN APPROVED BY INDUSTRY CANADA. THIS CLASS B DIGITAL APPARATUS COMPLIES WITH CANADIAN STANDARD ICES-003 THIS DEVICE COMPLIES WITH INDUSTRY CANADA LICENCE EXEMPT RSS STANDARD(S). OPERATION IS SUBJECT TO THE FOLLOWING TWO CONDITIONS. (1) THIS DEVICE MAY NOT CAUSE

INTERFERENCE AND (2) THIS DEVICE MUST ACCEPT ANY INTERFERENCE, INCLUDING INTERFERENCE THAT MAY CAUSE UNDESIRE OPERATION OF THE DEVICE. THE DEVICE HAS BEEN EVALUATED TO MEET THE GENERAL RF EXPOSURE REQUIREMENT. THE DEVICE CAN BE USED IN PORTABLE EXPOSURE CONDITIONS WITHOUT RESTRICTION.

L'ÉMETTEUR/RÉCEPTEUR EXEMPT DE LICENCE

CONTENU DANS LE PRÉSENT APPAREIL EST CONFORME AUX CNR D'INNOVATION, SCIENCES ET DÉVELOPPEMENT ÉCONOMIQUE CANADA APPLICABLES AUX APPAREILS RADIO EXEMPTS DE LICENCE. L'EXPLOITATION EST AUTORISÉE AUX DEUX CONDITIONS SUIVANTES :

- L'APPAREIL NE DOIT PAS PRODUIRE DE BROUILLAGE ;
- L'APPAREIL DOIT ACCEPTER TOUT BROUILLAGE RADIOÉLECTRIQUE SUBI, MÊME SI LE BROUILLAGE EST SUSCEPTIBLE D'EN COMPROMETTRE LE FONCTIONNEMENT.

BLUETOOTH

THE WOOJER VEST SERIES 4 QUALIFIED DESIGN LISTING WAS ACHIEVED IN ACCORDANCE WITH THE BLUETOOTH QUALIFICATION PROCESS AS SPECIFIED WITHIN THE BLUETOOTH SPECIFICATIONS.

CE DECLARATION OF CONFORMITY WE, WOOJER LTD., DECLARE UNDER OUR SOLE RESPONSIBILITY, THAT THIS WOOJER VEST SERIES 4 PRODUCT IS IN CONFORMITY WITH THE STANDARDS AND OTHER NORMATIVE DOCUMENTS.

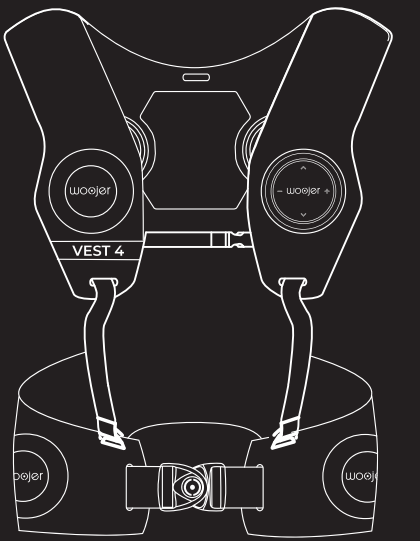
woojer

©2025 – WOOJER LTD. ALL RIGHTS RESERVED.

THE WOOJER VEST 4 PACKAGING, LOGOS, ICONS, "READY, PLAY, FEEL.", "BORN TO FEEL", AND "ALLTHEFEELS" ARE TRADEMARKS OF WOOJER LTD, WOOJER USA INC. AND THEIR SUBSIDIARIES IN THE UNITED STATES AND OTHER COUNTRIES.

VISIT : [WOOJER.COM](https://www.woojer.com)

woojer | VEST 4



USER MANUAL
WJRV4-101

#ALLTHEFEELS