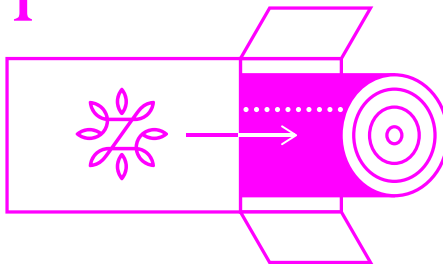



1



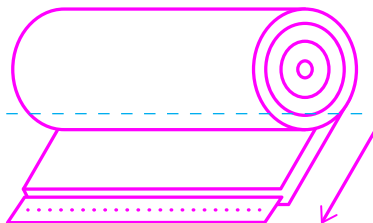
Lay the box on its side in your bedroom.
Remove bagged mattress.

2



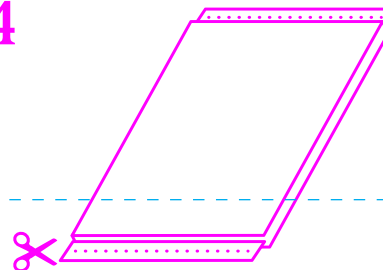
Carefully tear away the 1st packing
material (either thin bag or plastic film),
DO NOT USE A KNIFE, as this may result
in damage to your mattress.

3



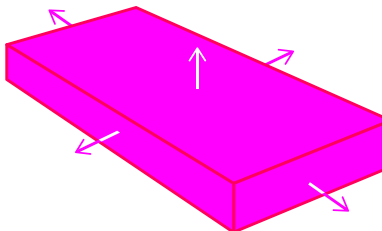
Roll out the compressed mattress on to
a clean, flat surface, **zipper side down**.

4



Carefully cut open the **CLEAR** plastic
bag along the edges. The mattress
instantly begins to decompress.
Remove and recycle the plastic bag.

5



Please read the reverse side of this card
for important instructions. Use on any flat
support surface. Enjoy.
Zipper side is the bottom of the mattress.

If you have any questions about
your super-comfy new mattress,
our friendly customer service team
would love to answer them. Or if by
some chance you have a warranty
issue, we can take care of that too.

1.800.687.791

Australianorders@zinusinc.com