

primo

MINI/MIDI

**CHECK & INSTALL
SOFTWARE**

westomatic
make it happen

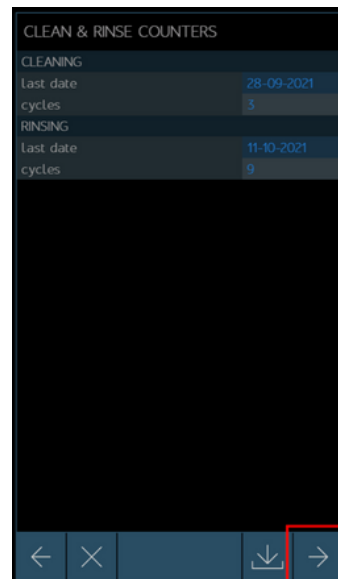


CHECK THE SOFTWARE

1 Select the Menu Button



3 Press the → button 3 times.



2 Select the Analysis Button



4 MACHINE INFORMATION:

SOFTWARE
VERSION: V...

LAST SOFTWARE
UPDATE: date
shown

MACHINE INFORMATION	
MACHINE NUMBER	1CE01314
MODEL	OptiVend 43
ACTIVATED VARIANT	3V13aa
SOFTWARE VERSION	V1.2
LAST SOFTWARE UPDATE	13-10-2021
LANGUAGE FILE	OVTAc6aa
MAINBOARD SOFTWARE	v1.1.1398
MAINBOARD BOOTLOADER	v6.3.4760
INTERFACE SOFTWARE	v1.2.1447
INTERFACE BOOTLOADER	v1.3.924
SERVICE	
-	
-	
-	

INSTALL NEW SOFTWARE

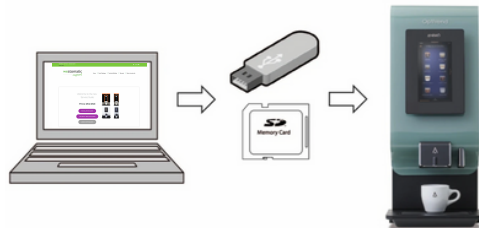
- 1 Download the software onto the SD Card, and install into the machine.



- 2 All the Recipe settings and personal preferences are preserved during the software update.



- 3 You will need:



- Internet Connection and access to WVS website
- Computer with SD slot
- SD Card

- 4 How to prepare SD Card:

Download software for relevant machine - open ZIP file and copy **ALL Folders** and **Files**

- standard
- system
- blacklist.txt
- OVT_1.3.1502.bin
- Version 1.3.txt

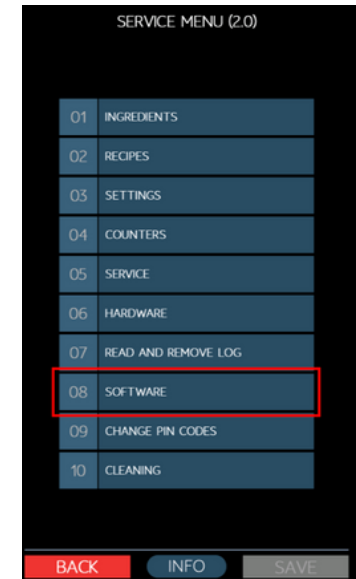
5

- Open the rubber cover
- Insert SD Card - golden contacts towards you



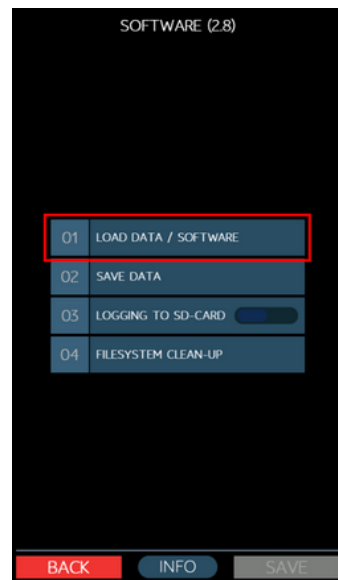
6

Select
08 SOFTWARE



7

Select
01 LOAD DATA /
SOFTWARE

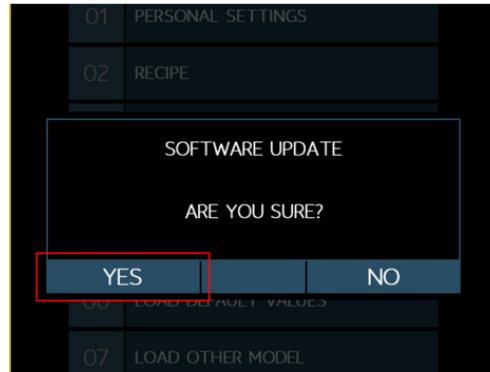


8


Select
04 SOFTWARE
UPDATE



- 9 Confirm with **YES** to start the software update



- 10 Software update starts:
Updating - system files/media files/model files/translations/mainprint/firmware
Machine restarts



- 11
- Remove SD Card
 - Close the rubber door



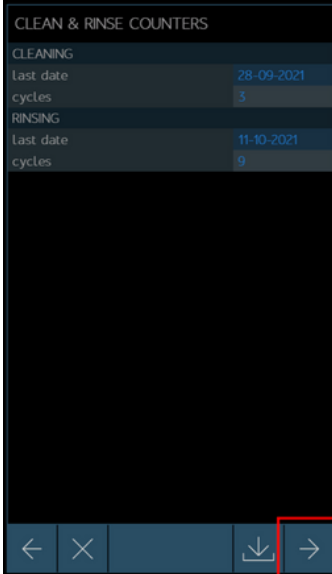
- 12 To check the software:
Select Menu button
Select **ANALYSIS**



13

Press the →
button 3 times.

CLEAN & RINSE COUNTERS	
CLEANING	
last date	28-09-2021
cycles	3
RINSING	
last date	11-10-2021
cycles	9



14

MACHINE
INFORMATION:

SOFTWARE
VERSION: V...

LAST SOFTWARE
UPDATE: date
shown

MACHINE INFORMATION	
MACHINE NUMBER	1CE01314
MODEL	OptiVend 43
ACTIVATED VARIANT	3V13aa
SOFTWARE VERSION	V1.2
LAST SOFTWARE UPDATE	13-10-2021
LANGUAGE FILE	OVTAc6aa
MAINBOARD SOFTWARE	v1.1.1398
MAINBOARD BOOTLOADER	v6.3.4760
INTERFACE SOFTWARE	v1.2.1447
INTERFACE BOOTLOADER	v1.3.924
SERVICE	
-	
-	
-	



CONTACT



Westomatic Vending
Services Ltd,
Units 7 - 8 Forde Court,
Block 4 Forde Road,
Newton Abbot,
TQ12 4BT

primo



westomatic
British Vending Excellence Since 1964



+44 (0)1626 323100



sales@westomatic.com



www.westomatic.com