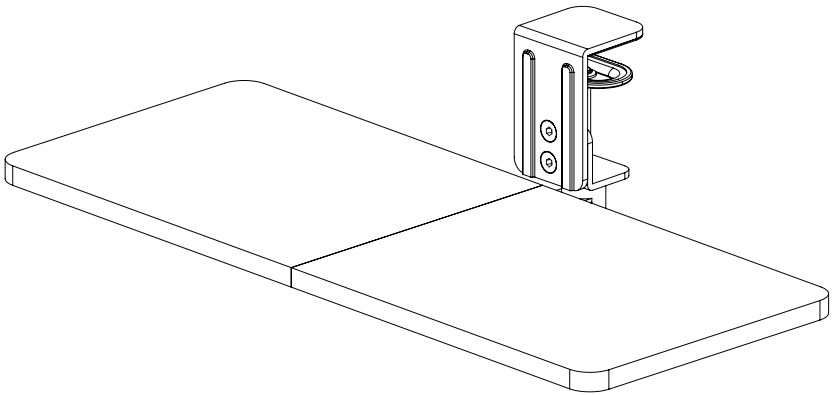




Black Single Clamp Rotating Keyboard Tray

Instruction Manual



SKU: MOUNT-KB01CB



Scan the QR code with your mobile device or follow the link for helpful videos and specifications related to this product.

<https://vivo-us.com/products/mount-kb01cb>

GET IN TOUCH | Monday-Friday from 7:00am-7:00pm CST



help@vivo-us.com



www.vivo-us.com
Chat live with an agent!



309-278-5303

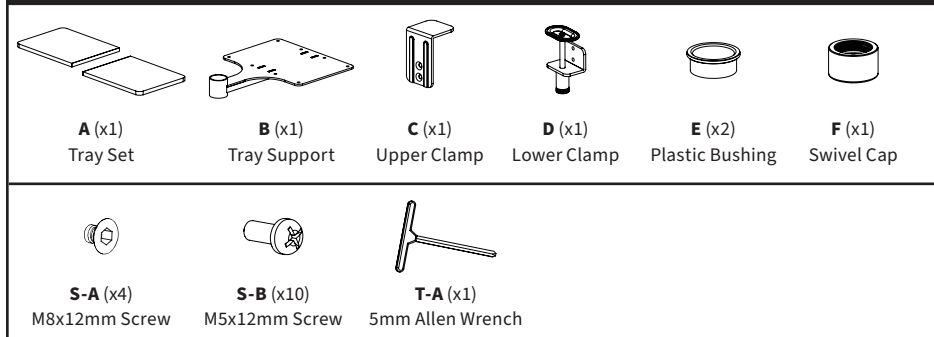
⚠ WARNING!

If you do not understand these directions, or if you have any doubts about the safety of the installation, please call a qualified technician. Check carefully to make sure there are no missing or defective parts. Improper installation may cause damage or serious injury. Do not use this product for any purpose that is not explicitly specified in this manual. Do not exceed weight capacity. We cannot be liable for damage or injury caused by improper mounting, incorrect assembly or inappropriate use.

⚠ WARNING: CHOKING HAZARD

SMALL PARTS - NOT FOR CHILDREN UNDER 3 YEARS. ADULT SUPERVISION IS REQUIRED.

PACKAGE CONTENTS



TOOLS NEEDED



DO NOT EXCEED WEIGHT CAPACITY.

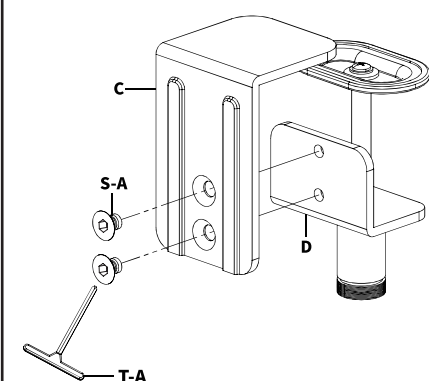
Failure to do so may result in serious injury.



ASSEMBLY STEPS

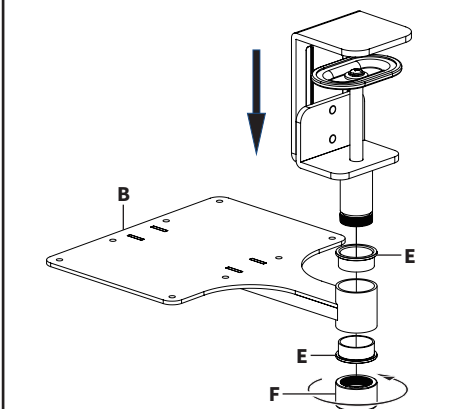
STEP 1

Connect Upper Clamp (C) to Lower Clamp (D) using M8x12mm Screws (S-A) and 5mm Allen Wrench (T-A).



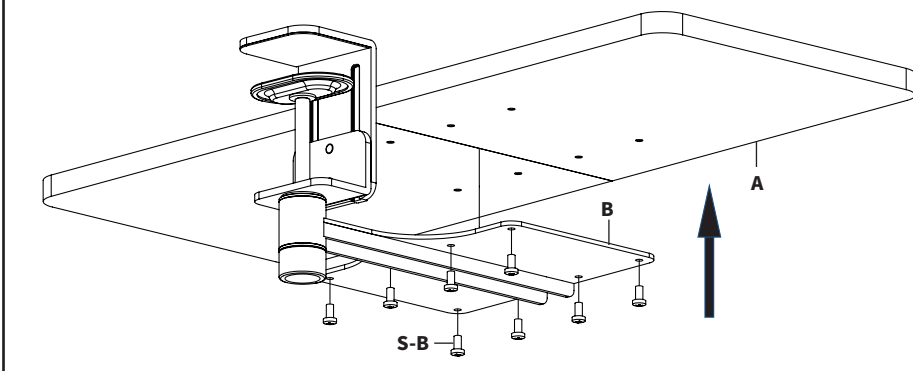
STEP 2

Insert Plastic Bushings (E) into Tray Support (B). Secure Tray Support (B) to Lower Clamp (D) using Swivel Cap (F).



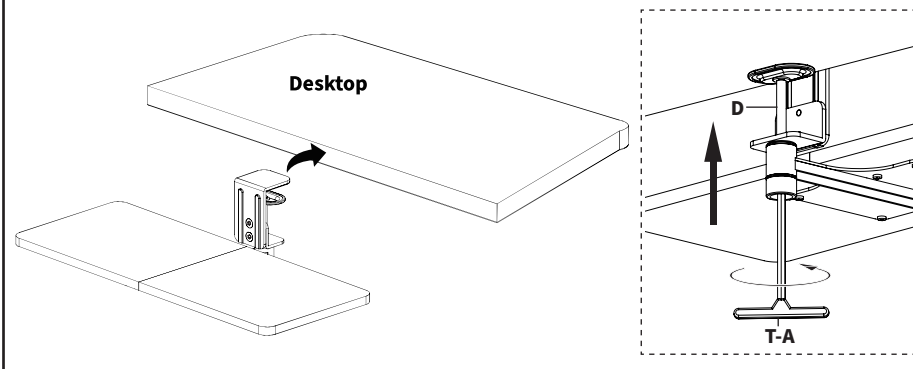
STEP 3

Connect Tray Set (A) to Tray Support (B) using M5x12mm Screws (S-B) and a Phillips screwdriver.



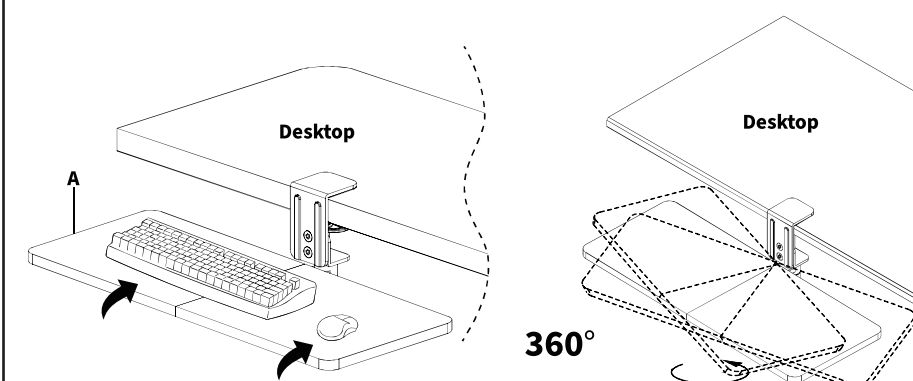
STEP 4

Place the clamp assembly onto the desktop. Insert 5mm Allen Wrench (T-A) into underside of Lower Clamp (D) and tighten to secure to desktop.



STEP 5

Place keyboard and mouse on Tray Set (A) and adjust as desired.





Love your new VIVO setup and want to share?
Tag us in your photo! **@vivo_us**

LAST UPDATED: 02/03/2023
REV1



Open **Monday - Friday 7:00am - 7:00pm CST**,
our dedicated support team can offer immediate assistance with rapid response times. If any
parts are received damaged or defective, please contact us. We are happy to replace parts to
ensure you have a fully functioning product.



309-278-5303

AVG. RESOLUTION TIME (*within office hrs*): **5M 4S**



www.vivo-us.com
Chat live with an agent!

AVG. RESOLUTION TIME (*within office hrs*): **< 15 M**



help@vivo-us.com

AVG. RESPONSE TIME (*within office hrs*): **1HR 8M**

- 23% within < 15m
- 38% within < 30m
- 61% within < 1hr
- 83% within < 2hr
- 92% within < 3hr

FOR MORE VIVO PRODUCTS, CHECK OUT OUR WEBSITE AT: www.vivo-us.com