

Instruction manual

Thank you for purchasing the company's products, in order to ensure that you can fully understand and install and use this product, please be sure to read the instruction manual carefully. After reading, please keep it for future reference.

1. Product features

- Easy to install
- Energy saving with solar energy
- Suitable for gardens, garages, hallways and other areas that receive sunlight
- Automatically turns off during the day and turns on when motion is sensed at night or in low light conditions
- The lighting angle can be adjusted

2. Illumination mode

Switch the lighting mode with the touch of a switch:

(1) Press the switch: enter the first mode, at night or in the case of insufficient ambient light, the human body enters the sensing area, and the light is at the highest brightness. The human body leaves the sensing area, and after a delay of 15 seconds, the light goes out

(2) Press the switch twice: enter the second mode, at night or in the case of insufficient light, the light is in the continuous light mode (this mode can work for about 5 hours when the product has sufficient power)

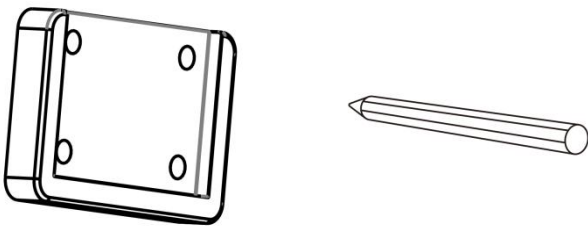
(3) Press the switch three times: all lighting modes are off

(Note: When switching the lighting mode, it is necessary to completely cover the solar panel with other objects to keep the solar panel in a dark state before operation)

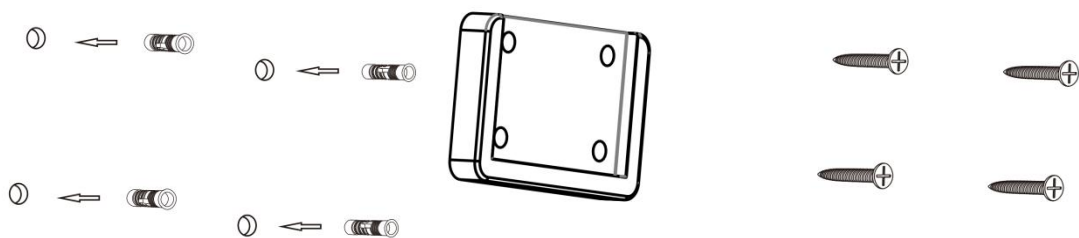
3. Installation

The recommended installation height is 2 to 2.5 meters (The optimal sensing distance of this product is 5 to 7 meters)

(1) Locate the installation location



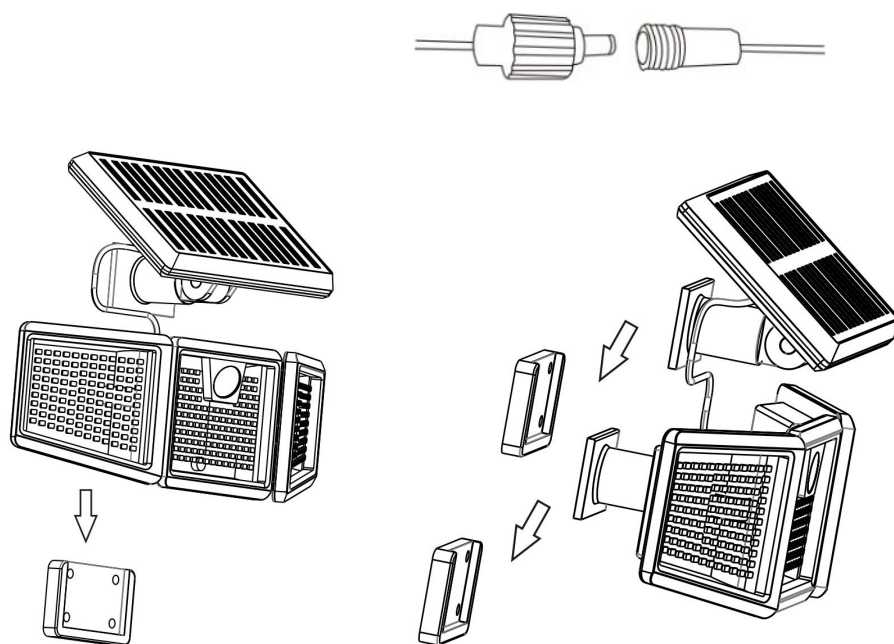
(2) Install the screw expansion tube



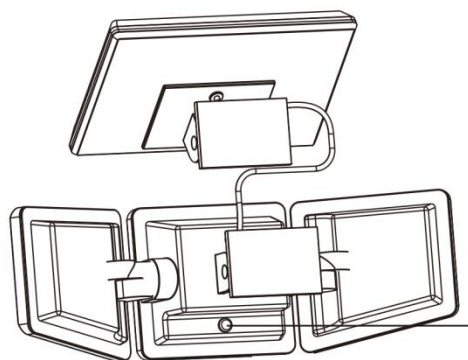
(3) Install the product

Connect solar panels and outdoor lights

(Note: The connector needs to be accurately installed in place to achieve the best charging effect and waterproof effect.)



4. Product description



Lighting Mode
Switch

- (1) This product uses solar energy for charging, please choose a sunny location to install, to optimize the power replenishment needs of this product.
- (2) The time to receive solar charging is too short, which will affect the lighting quality of this product.

- (3) *This product has a normal waterproof function, unauthorized disassembly will destroy the waterproof function of this product.*
- (4) *Please fully charge the solar lamp for the first time to ensure normal use.*