版本	描述	责任人	日期	ECN No
1	初版	廖健	20230112	
2				
3				
4				

EN

6 Charging

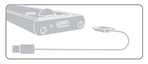

Please use the USB cable provided. Product can be used while charging.
When there is low battery, the lamp body will be at lowest brightness and cannot be adjusted.

Charging Status	Indicator
Fully - charged	Green Light On
Low on Battery	Red Light On

7 Caution

1. This product is not waterproof and is only intended for indoor use.
2. Avoid installing near heat sources, such as air conditioning vents, heating vents, and other areas with extreme temperature changes, to avoid strong light exposure and damp environments, otherwise it may cause abnormal sensor function of the product.
3. When cleaning the surface of the product, do not use cleaning solutions containing corrosive solvents.
4. If the lamp does not illuminate normally at the first use, please charge it before using.
5. After using for a period of time, if the lamp brightness decreases or works abnormally, please charge it.
6. The charging indicator light is red during charging and turns green when fully charged.
7. Please do not disassemble the product or replace components without authorization. If the equipment fails, please contact after-sales customer service for handling or entrust professionals for operation and maintenance

EN

8 Customer Service

We promises a rapid 18-hour response for after-sales issues and offers free replacements during a 12-month warranty period.

Gentle Reminder
To resolve issues efficiently, please contact us directly before leaving a product rating, as ratings do not provide us your contact information to understand your situation and offer appropriate compensation. Your satisfaction is our priority, and we commit to resolving any problems swiftly.
Customer support:service@ezvalo.com

⚠WARNING

- INGESTION HAZARD: This product contains a button cell or coin battery.
- DEATH or serious injury can occur if ingested.
- A swallowed button cell or coin battery can cause internal chemical burns in as little as 2 hours.
- KEEP new and used batteries OUT OF REACH of CHILDREN
- Seek immediate medical attention if a battery is suspected to be part of the body,swallowed or inserted inside any part of the body.

FCC Warning Statement
Changes or modifications not expressly approved by the party responsible for compliance could void the user's authority to operate the equipment. This equipment has been tested and found to comply with the limits for a Class B digital device, pursuant to Part 15 of the FCC Rules. These limits are designed to provide reasonable protection against harmful interference in a residential installation. This equipment generates uses and can radiate radio frequency energy and, if not installed and used in accordance with the instructions, may cause harmful interference to radio communications. However, there is no guarantee that interference will not occur in a particular installation. If this equipment does cause harmful interference to radio or television reception, which can be determined by turning the equipment off and on, the user is encouraged to try to correct the interference by one or more of the following measures:
- Reorient or relocate the receiving antenna.
- Increase the separation between the equipment and receiver.
- Connect the equipment into an outlet on a circuit different from that to which the receiver is connected.
- Consult the dealer or an experienced radio/TV technician for help.

This device complies with part 15 of the FCC Rules. Operation is subject to the following two conditions: (1) This device may not cause harmful interference, and (2) this device must accept any interference received, including interference that may cause undesired operation.

CAN ICES-005(B)/NMB-005(B)
This Class B RFLD complies with the Canadian

standard ICES-005.
Ce DEFR de la classe B est conforme à la NMB-005 du Canada.

a) Remove and immediately recycle or dispose of used batteries according to local regulations and keep away from children. Do NOT dispose of batteries in household trash or incinerate.
b) Even used batteries may cause severe injury or death.
c) Call a local poison control center for treatment information.
d) The compatible battery type (e.g., LR44, CR2032).
e) The nominal battery voltage
f) Non-rechargeable batteries are not to be recharged.
g) Do not force discharge, recharge, disassemble, heat above or incinerate. Doing so may result in injury due to venting, leakage or explosion resulting in chemical burns

a) Ensure the batteries are installed correctly according to polarity (+ and -).
b) "Do not mix old and new batteries, different brands or types of batteries, such as alkaline, carbon-zinc, or rechargeable batteries.
c) Remove and immediately recycle or dispose of batteries from equipment not used for an extended period of time according to local regulations.
d) Always completely secure the battery compartment. If the battery compartment does not close securely, stop using the product, remove the batteries, and keep them away from children.

BE
Les ampoules se recyclent
À DÉPOSER EN MAGASIN Exemple: 1 2 ou À DÉPOSER À LA DÉCHÈTERIE
Points de collecte sur www.quefairedemesdechets.fr

Motion Sensor LED Light
USER MANUAL

EN

1 Installation method

First Method

Directly install on the magnetic metal surface

Second Method



Place the iron plate (with double-sided tape) on the identification frame area of the lamp body (the built-in magnet will attract the iron plate), with the 3M adhesive side facing upward

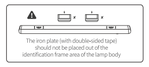

The iron plate (with double-sided tape) should not be placed out of the identification frame area of the lamp body

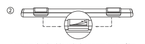

Remove the double-sided tape protective film

To ensure optimal adhesion of the double-sided tape make sure that the surface is clean enough

EN

2 Motion detection

Bright Environment

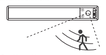

Day Mode: Light automatically turns on when the person/motion is detected;
Night Mode: Light keeps OFF when the person/motion is detected

Dim Environment

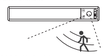

Day & Night Mode: Light automatically turns on when the person/motion is detected

Auto Turn OFF

Day & Night Mode: Turn off the lights 20 seconds after the person leaves the sensing area

detection angle:120°
detection distance:≤3m

Tips: Please charge it for the first time

EN

3 Use

Lamp:
There are 4 function keys on the front of the lamp body

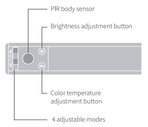

Day Mode	Triggers illumination upon detecting movement within the sensing range in any lighting conditions
Night Mode	Triggers illumination upon detecting movement within the sensing range in dim enviroment only
OFF	Always Off Mode
ON	Always On Mode

Button Instruction:
Single Click: Change the brightness
Single click: Change the color temperature

EN

4 Specification

Model	EZL2401x-20
Product Size	200×40×11mm
Weight	93g
LED Power	1W
Lumen	70lm
Energy Consumption	1.1W
Rated Output Voltage	3V
Rated Output Current	300mA
Battery	1x CR2032
PIR Detection Angle	120 Degrees
Lifespan	50,000+ h
Materials	ABS+PC+AL

Model	EZL2401x-25
Product Size	220×45×11mm
Weight	118g
LED Power	1.6W
Lumen	100lm
Energy Consumption	3W
Rated Output Voltage	3V
Rated Output Current	1A
Battery	1x CR2032
Working Temperature	-20°C~+45°C
Working Humidity	0%-90%RH
Color Temperature	3000K/4000K/6500K

Model	EZL2401x37
Product Size	370×45×11mm
Weight	117g

EN

5 Tip

1. The sensing range of the human body is 120° obtuse angle within 3 meters from the sensing center. The sensing effect is related to the ambient temperature, human body size and moving speed.

2. If the light is not on for the first time, please charge it first.

3. The product surface induction area can not be covered by other items. When cleaning the surface of the product, it needs to be wiped with a soft cotton cloth, and can not be cleaned with corrosive solvents.

4. Avoid installation near heat sources, such as air conditioner outlet, heating outlet, and humidifier, and avoid installation in direct sunlight or humid environments. Otherwise, otherwise it may cause device failure, fire or explosion.

5. Do not disassemble, drop, impact, squeeze or modify the battery. Do not insert foreign bodies or puncture batteries. Do not place the battery in a high temperature environment to avoid internal short circuit and overheating, leakage, fire or explosion of the battery.

6. Do not disassemble or modify the equipment (including replacing the built-in battery) and accessories without authorization, otherwise the equipment and accessories will not be covered by the company's warranty, please contact customer service when the equipment fails, the light source of the lamp is not replaceable.

7. If the light brightness reduces as time goes, please charge the light to full battery.

8.Red light = charging, green light = fully charged.

技术要求：
1.材质:80g双胶纸；
2.规格尺寸：单页45x105mm，展开225x105mm
3.印刷颜色：单色黑双面印刷，风琴页
4.表面处理：无；
5.性能要求：印刷不能有脏污。

注意:
1. 尺寸与公差标注规范参考标准：ASME Y14.5 2009
2.所有零部件都需工程师确定后才可生产；
3.有"■"标识的尺寸为重要管控尺寸(IQC必检),有"()"标识的为参考尺寸；
4.符合GB绿色产品化学物质限用规格，不可含有矿物油；
矿物油（MOH）是石油原油经精馏纯化形成的复杂碳氢化合物，无色，无味的液体，主要包括：
-饱和烃矿物油（MOSH,mineral oil saturated hydrocarbons)
-芳香烃矿物油（MOAH,mineral oil saturated hydrocarbons)
5.需符合无卤要求：Br<900ppm, Cl<900ppm,Br+Cl<1500ppm;
6.部件必须符合RoHs指令和REACH法规要求。

公差 (除非有其它规格)	
0~8	±0.5
>8~25	±1
>25~80	±1.5
>80~250	±2
>250~800	±3
>800	±5
Angular	±1°

	报价
	打样
●	归档

第三视角

广州奕至家居科技有限公司
GuangZhou EZhousetech Co.,LTD

本文件及资料未经广州奕至家居科技有限公司同意，禁止公开，复制，转发和使用。

设计	审核
廖健	

文件名称：LYB-30说明书（海外）
料号：61.007.00265
产品类型：说明书

版本	单位	比例
V1.0	mm	1:1