

# SHARP®

## 4T-C60BK2UD 4T-C70BK2UD

### 4K Ultra HD Full Array LED TV

Televisor de Pantalla Plana de Cristal Líquido (LCD)  
con Iluminación de Diodo Emisor de Luz (LED)

Read this instruction manual to know its correct use before installation  
and it is recommended that you keep this instruction manual properly  
for future verification. The images in this instructions are for reference only.

Lea este instructivo para conocer su uso correcto antes de la instalación y el uso.  
Se recomienda mantener este instructivo debidamente para la verificación futura.  
Las imágenes de este instructivo son solo para referencia.

 DOLBY AUDIO™

 HDMI™

 Bluetooth®

 Wi-Fi  
CERTIFIED


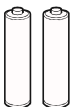






SHARP Electronics Corporation  
100 Paragon Drive  
Montvale, NJ 07645

IMPORTADO POR:  
SHARP CORPORATION MEXICO, S.A. DE C.V.  
JAIME BALMES No 8 OFICINAS 803 Y 804  
COL. LOS MORALES POLANCO, CIUDAD DE MÉXICO  
C.P. 11510 TEL: 55 1500 1500

3A226QS01-JSB-G



A. Supplied accessories

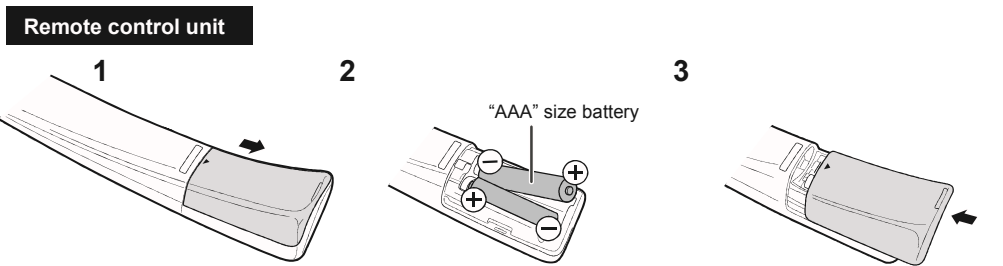
1 Remote control unit (x1) 	2 "AAA" size battery (x2) 	3 Initial setup guide 
4 Stand unit 	5 Stand base with letter "R" 	6 Stand base with letter "L" 
7 Screws ( x4) 	8 Power cord 	

NOTE:This device includes a voice command infrared remote control.

Brand:SHARP

Model:GB346WJSA

B. Inserting the batteries

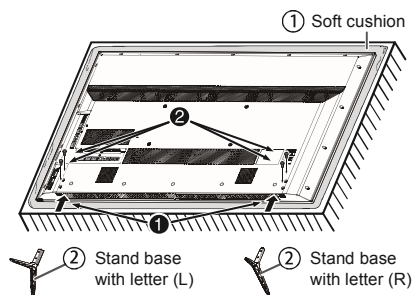


Batteries (battery pack or batteries installed) shall not be exposed to excessive heat such as sunshine, fire or the like.

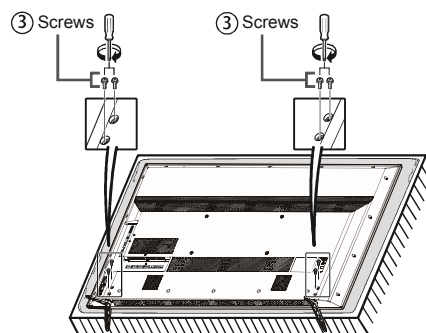
## C. Attaching the stand

■ 4T-C60BK2UD, 4T-C70BK2UD

1



2



## ENGLISH

### IMPORTANT INFORMATION





#### IMPORTANT:

To aid reporting in case of loss or theft, please record the TV's model and serial numbers in the space provided. The numbers are located at the rear and right side of the TV.

Model No.:

Serial No.:

**WARNING:** TO REDUCE THE RISK OF FIRE OR ELECTRIC SHOCK,  
DO NOT EXPOSE THIS PRODUCT TO RAIN OR MOISTURE.

 <div><b>CAUTION</b> RISK OF ELECTRIC SHOCK DO NOT OPEN</div> 	 <p>The lightning flash with arrow-head symbol, within an equilateral triangle, is intended to alert the user to the presence of uninsulated "dangerous voltage" within the product's enclosure that may be of sufficient magnitude to constitute a risk of electric shock to persons.</p>
<p>CAUTION: TO REDUCE THE RISK OF ELECTRIC SHOCK, DO NOT REMOVE COVER (OR BACK). NO USER-SERVICEABLE PARTS INSIDE. REFER SERVICE TO QUALIFIED SERVICE PERSONNEL.</p>	 <p>The exclamation point within a triangle is intended to alert the user to the presence of important operating and maintenance (servicing) instructions in the literature accompanying the product.</p>

**CAUTION:** TO PREVENT ELECTRIC SHOCK, MATCH WIDE BLADE OF PLUG TO WIDE SLOT,  
FULLY INSERT.

**WARNING:** FCC Regulations state that any unauthorized changes or modifications to this equipment not expressly approved by the manufacturer could void the user's authority to operate this equipment.

**CAUTION:** This product satisfies FCC regulations when shielded cables and connectors are used to connect the unit to other equipment. To prevent electromagnetic interference with electric appliances such as radios and televisions, use shielded cables and connectors for connections.

**WARNING:** Batteries shall not be exposed to excessive heat such as sunshine, fire or the like.

**WARNING:** To prevent injury, this apparatus must be securely attached to the floor/wall in accordance with the installation instructions.

## Dear SHARP customer

---

Thank you for your purchase of the SHARP LCD color TV product. To ensure safety and many years of trouble-free operation of your product, please read the Important Safety Precautions carefully before using this product.

## Important Safety Precautions

[ENGLISH 

- Stand base must be attached to prevent the TV set from falling down and cause injuries.
- Cleaning — Unplug the AC cord from the AC outlet before cleaning the product. Use a soft damp cloth to clean the product. Do not use liquid cleaners, aerosol cleaners or chemical cloth to clean it, as such materials may damage the product.
- Water and moisture — Do not use the product near water, such as bathtub, washbasin, kitchen sink, laundry tub, swimming pool and in a wet basement.
- Do not place vases or any other water-filled containers on this product.  
The water may spill onto the product causing fire or electric shock.
- Stand — Do not place the product on an unstable cart, stand, tripod or table. Doing so can cause the product to fall, resulting in serious personal injuries as well as damage to the product. Use only a cart, stand, tripod, bracket or table recommended by the manufacturer or sold with the product. When mounting the product on a wall, be sure to follow the manufacturer's instructions. Use only the mounting hardware recommended by the manufacturer.
- When relocating the product placed on a cart, it must be moved with utmost care. Sudden stops, excessive force and uneven floor surface can cause the product to fall from the cart.
- Ventilation — The vents and other openings in the cabinet are designed for ventilation. Do not cover or block these vents and openings since insufficient ventilation can cause overheating and/or shorten the life of the product. Do not place the product on a bed, sofa, rug or other similar surface, since they can block ventilation openings. This product is not designed for built-in installation; do not place the product in an enclosed place such as a bookcase or rack, unless proper ventilation is provided or the manufacturer's instructions are followed.
- The LCD panel used in this product is made of glass. Therefore, it can break when the product is struck forcefully or with a sharp object. If the LCD panel is broken, be careful not to be injured by broken glass.
- Heat sources — Keep the product away from heat sources such as radiators, heaters, stoves and other heat-generating products (including amplifiers).
- To prevent fire, never place any type of candle or naked flames on the top or near the TV set.
- To prevent fire or shock hazard, do not place the AC power cord under the TV set or other heavy items.
- Do not place heavy objects on this product or stand on it. Doing so could cause injury if the product overturns. Take special care near children and pets.
- The Liquid Crystal panel is a very high technology product with 8,294,400 pixels, giving you fine picture details. Occasionally, a few non-active pixels may appear on the screen as a fixed point of blue, green or red. Please note that this does not affect the performance of your product.
- **Precautions when transporting the TV**  
When transporting the TV, never carry it by holding or otherwise putting pressure onto the display. Be sure to always carry the TV by two people holding it with two hands — one hand on each side of the TV.
- Do not display a still picture for a long time, as this could cause an afterimage to remain.
- Install the product on the place where the AC cord can be unplugged easily from the AC outlet or from the AC INPUT terminal on the rear of the product.
- If a television is not positioned in a sufficiently stable location, it can be potentially hazardous due to falling. Many injuries, particularly to children, can be avoided by taking simple precautions such as:
  - Using cabinets or stands recommended by the manufacturer of the television.
  - Only using furniture that can safely support the television.
  - Ensuring the television is not overhanging the edge of the supporting furniture.
  - Not placing the television on tall furniture (for example, cupboards or bookcases) without anchoring both the furniture and the television to a suitable support.
  - Not standing the televisions on cloth or other materials placed between the television and supporting furniture.
  - Educating children about the dangers of climbing on furniture to reach the television or its controls.
- Do not install the TV in a location in which it will be subject to water drops such as underneath an air conditioning unit or in the vicinity of a humidifier.
  - Water drops falling onto the TV and water entering inside it may result in fire, electric shock, or malfunctions.
  - We recommend that you install the TV at least 3.3ft (1m) away from the outlet of an air conditioner.

---

### **WARNING-Stability Hazard**

A television set may fall causing serious personal injury or death. Many injuries, particularly to children, can be avoided by taking simple precautions such as:

- ALWAYS use cabinets stands or mounting method recommended by the manufacturer of the television set.
- ALWAYS use furniture that can safely support the television set.
- ALWAYS ensure the television set is not overhanging the edge of supporting furniture.
- ALWAYS educate children about the dangers of climbing on furniture to reach the television set or its controls.
- ALWAYS route cords and cables connected to your television so they cannot be tripped over, pulled or grabbed.
- NEVER place the television set in an unstable location.
- NEVER place a television set on tall furniture (for example, cupboards or bookcases) without anchoring both the furniture and the television set to a suitable support.
- NEVER place the television set on cloth or other materials that may be located between the television set and supporting furniture.
- NEVER place items that might tempt children to climb, such as toys and remote controls, on the top of the television or furniture on which the television is placed.

If the existing television set is going to be retained and relocated, the same considerations as above should be applied.

### **CAUTION**

- Replacement of a battery with an incorrect type that can defeat a safeguard (for example, in the case of some lithium battery types);
- Disposal of a battery into fire or a hot oven, or mechanically crushing or cutting of a battery, that can result in an explosion;
- Leaving a battery in an extremely high temperature surrounding environment that can result in an explosion or the leakage of flammable liquid or gas;
- A battery subjected to extremely low air pressure that may result in an explosion or the leakage of flammable liquid or gas.
- Risk of fire or explosion if the battery is replaced by an incorrect type.

## IMPORTANT SAFETY INSTRUCTIONS

---

### Wireless LAN

This TV has received the following certifications.

- Wi-Fi CERTIFIED™ (certification program from the Wi-Fi Alliance® )
- Wi-Fi Protected Setup™ (certification program from the Wi-Fi Alliance® )

### FCC

This device complies with part 15 of the FCC Rules. Operation is subject to the following two conditions:

(1) This device may not cause harmful interference, and (2) this device must accept any interference received, including interference that may cause undesired operation. Changes or modifications not expressly approved by the party responsible for compliance could void the user's authority to operate the equipment. To comply with the FCC RF exposure compliance requirements, this device and its antenna must not be co-located or operated in conjunction with any other antenna or transmitter.

### IFETEL

This equipment operates on a secondary basis and, consequently, must accept harmful interference, including from station of the same kind, and may not cause harmful interference to systems operating on a primary basis. CONTAINS TRANSMITTER MODULE IFETEL ID:RCPMEWC19-2001

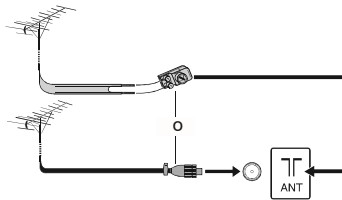
Brand: LITEON

Model: WCBN3509R(AU)

## Initial installation

Follow the steps below one by one when using the TV for the first time. Some steps may not be necessary depending on your TV installation and connection.

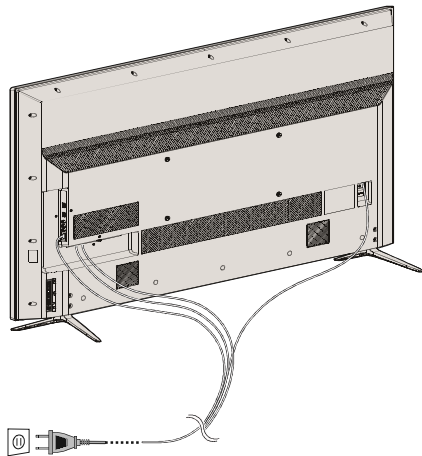
- 1 Connect an antenna cable to the antenna terminal.



- 2 Plug the AC cord into the AC outlet.

**4T-C60BK2UD**

**4T-C70BK2UD**



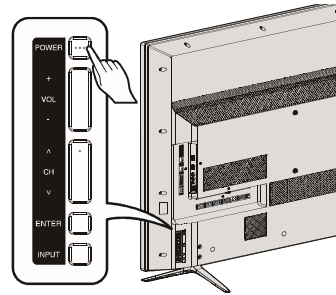
Bundle the cables into cable tie

- Place the TV close to the AC outlet, and keep the power plug within reach.
- Product shape varies in some countries.

- 3 Press (POWER-KEY) on the TV.

**4T-C60BK2UD**

**4T-C70BK2UD**



- 4 Run the initial installation

- Follow the guide on the TV screen to set the following settings.










- Language setting
- Country setting
- Home/Retail setting
- Pairing setting
- Initial setup has finished

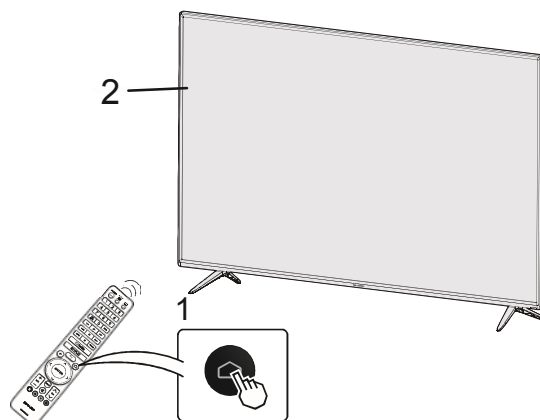


## Viewing E-Manual

### Viewing the Built-in Operation Manual

Displays the built-in operation manual on the screen. You can read information about how to use this device.

- 1 Press  (**HOME**) to display the HOME screen, and then press  /  /  /  to select "Settings". Press  /  to select "Apps", press  /  to select "Manual", and then press **ENTER**. This displays the built-in operation manual screen.
- 2 When you select contents, its page will be displayed.



## Appendix

### Troubleshooting

The problems described below are not always caused by malfunctions. Check the TV again before having the TV serviced.

Problem	Possible Solution
<ul style="list-style-type: none"><li>• No power.</li></ul>	<ul style="list-style-type: none"><li>• Check if you pressed <b>POWER</b> on the remote control unit.</li><li>• Is the AC cord disconnected?</li><li>• Is there AC power on the outlet?</li></ul>
<ul style="list-style-type: none"><li>• Remote control unit does not operate.</li></ul>	<ul style="list-style-type: none"><li>• Are batteries inserted with polarity (+, -) aligned?</li></ul>
<ul style="list-style-type: none"><li>• No picture.</li></ul>	<ul style="list-style-type: none"><li>• Is connection to other components correct?</li></ul>
<ul style="list-style-type: none"><li>• No sound.</li></ul>	<ul style="list-style-type: none"><li>• Is connection to other components correct?</li></ul>

### CLEARING THE PASSWORD

If you forget the password, clear the password using the following procedure.

- 1 From the HOME screen, select "Settings" > "Device Preferences" > "Reset", and then press **ENTER**.
- 2 When you perform a reset, the TV will be returned to the factory preset values, and you need to set the password again.

#### NOTE

- As a precautionary measure, make a note of your password, and keep it in a safe place.

### Symbols placed on equipment



- This mark indicates the product operates on AC Voltage.



- This mark indicates a class II or double insulated electrical appliance wherein the product does not require a safety connection to electrical earth (ground).

## Specifications

Item \ Model		4T-C60BK2UD	4T-C70BK2UD
LCD Panel		152.7 cm/60.1 inch	176.5 cm/69.5 inch
Resolution		8,294,400 Pixels(3840 x 2160)	
Video color system		NTSC 3.58	
TV function	TV standard	Analog	NTSC M
		Digital	ATSC
	Receiving channel	VHF/UHF	ch 2 - 69
		CATV	ch 2 - 125
	TV-tuning system		Auto Preset
	STEREO/BILINGUAL		MTS
Audio amplifier		10 W x 2	
Terminals	ANT (Antenna input)		75 Ω F type
	SERVICE ONLY		φ 3.5 mm
	HDMI 1 (ARC)		HDMI (HDMI input), ARC
	HDMI 2		HDMI (HDMI input)
	HDMI 3		HDMI (HDMI input)
	HDMI 4		HDMI (HDMI input)
	AV IN		AUDIO in, VIDEO in
	USB 1		USB (DC5V 1.5A output)
	USB 2		USB (DC5V 1.5A output)
	LAN (10/100 BASE-T)		Network connector
	DIGITAL AUDIO OUTPUT		Optical S/PDIF digital audio output
	OUTPUT		Headphone (φ 3.5 mm stereo)
	WiFi		802.11ac, Dual band, 2x2
System languages		Spanish/ English	
Power requirement		AC 120V 60Hz	
Power consumption		180 W (0.5 W Standby)	200 W (0.5 W Standby)
Dimensions (W x H x D)	without stand	1360x788x72mm (53.6x31.1x2.9inch)	1568x905x72 mm (61.8x35.7x2.9inch)
	with stand	1360x853x267mm (53.6x33.6x10.6inch)	1568x977x287mm (61.8x38.5x11.3inch)
Weight without stand (with stand)		19.8 kg(20.2 kg) / 43.7lbs(44.6lbs)	25.2 kg(25.7 kg) / 55.6lbs(57.6lbs)
Operating temperature		0 °C ~ 40 °C/32° F~104°F	

- As a part of policy of continuous improvement, SHARP reserves the right to make design and specification changes for product improvement without prior notice. The performance specification figures indicated are nominal values of production units. There may be some deviations from these values in individual units.
- Specification may differ depending on the selected country.

### CAUTION

- Installing the Liquid Crystal Television requires special skill that should only be performed by qualified service personnel. Customers should not attempt to do the work themselves. SHARP bears no responsibility for improper mounting or mounting that results in accident or injury.
- Carefully read the instructions that come with the bracket before beginning work.

## Appendix

### Trademarks

Google, Google Play, YouTube and Android TV are registered trademarks of Google LLC.

The Google Assistant is not available in all languages and countries. The availability of service varies by country and language.

Manufactured under license from Dolby Laboratories. Dolby, Dolby Audio, and the double-D symbol are trademarks of Dolby Laboratories.

The terms HDMI, HDMI High-Definition Multimedia Interface, and the HDMI Logo are trademarks or registered trademarks of HDMI Licensing Administrator, Inc.

The Wi-Fi CERTIFIED™ Logo is a certification mark of Wi-Fi Alliance®.

The Bluetooth® word mark and logos are registered trademarks owned by the Bluetooth SIG, Inc. and any use of such marks by SHARP Corporation is under license. Other trademarks and trade names are those of their respective owners.

ANY USE OF THIS PRODUCT IN ANY MANNER OTHER THAN PERSONAL USE THAT COMPLIES WITH THE MPEG-2 STANDARD FOR ENCODING VIDEO INFORMATION FOR PACKAGED MEDIA IS EXPRESSLY PROHIBITED WITHOUT A LICENSE UNDER APPLICABLE PATENTS IN THE MPEG-2 PATENT PORTFOLIO, WHICH LICENSE IS AVAILABLE FROM MPEG LA, LLC, 6312 S. Fiddlers Green Circle, Suite 400 E, Greenwood Village, Colorado 80111 U.S.A.

THIS PRODUCT IS LICENSED UNDER THE VC-1 PATENT PORTFOLIO LICENSE FOR THE PERSONAL AND NON-COMMERCIAL USE OF A CONSUMER TO (i) ENCODE VIDEO IN COMPLIANCE WITH THE VC-1 STANDARD ("VC-1 VIDEO") AND/OR (ii) DECODE VC-1 VIDEO THAT WAS ENCODED BY A CONSUMER ENGAGED IN A PERSONAL AND NON-COMMERCIAL ACTIVITY AND/OR WAS OBTAINED FROM A VIDEO PROVIDER LICENSED TO PROVIDE VC-1 VIDEO. NO LICENSE IS GRANTED OR SHALL BE IMPLIED FOR ANY OTHER USE. ADDITIONAL INFORMATION MAY BE OBTAINED FROM MPEG LA, L.L.C. SEE [HTTP://WWW.MPEGLA.COM](http://www.mpegla.com)

THIS PRODUCT IS LICENSED UNDER THE AVC PATENT PORTFOLIO LICENSE FOR THE PERSONAL USE OF A CONSUMER OR OTHER USES IN WHICH IT DOES NOT RECEIVE REMUNERATION TO (i) ENCODE VIDEO IN COMPLIANCE WITH THE AVC STANDARD ("AVC VIDEO") AND/OR (ii) DECODE AVC VIDEO THAT WAS ENCODED BY A CONSUMER ENGAGED IN A PERSONAL ACTIVITY AND/OR WAS OBTAINED FROM A VIDEO PROVIDER LICENSED TO PROVIDE AVC VIDEO. NO LICENSE IS GRANTED OR SHALL BE IMPLIED FOR ANY OTHER USE. ADDITIONAL INFORMATION MAY BE OBTAINED FROM MPEG LA, L.L.C. SEE [HTTP://WWW.MPEGLA.COM](http://www.mpegla.com)

THIS PRODUCT IS LICENSED UNDER THE MPEG-4 VISUAL PATENT PORTFOLIO LICENSE FOR THE PERSONAL AND NON-COMMERCIAL USE OF A CONSUMER FOR (i) ENCODING VIDEO IN COMPLIANCE WITH THE MPEG-4 VISUAL STANDARD ("MPEG-4 VIDEO") AND/OR (ii) DECODING MPEG-4 VIDEO THAT WAS ENCODED BY A CONSUMER ENGAGED IN A PERSONAL AND NON-COMMERCIAL ACTIVITY AND/OR WAS OBTAINED FROM A VIDEO PROVIDER LICENSED BY MPEG LA TO PROVIDE MPEG-4 VIDEO. NO LICENSE IS GRANTED OR SHALL BE IMPLIED FOR ANY OTHER USE. ADDITIONAL INFORMATION INCLUDING THAT RELATING TO PROMOTIONAL, INTERNAL AND COMMERCIAL USES AND LICENSING MAY BE OBTAINED FROM MPEG LA, L.L.C. SEE [HTTP://WWW.MPEGLA.COM](http://www.mpegla.com)

**SUPPLIER'S DECLARATION OF CONFORMITY:**

SHARP LCD TV, MODEL 4T-C70BK2UD

This device complies with Part 15 of the FCC Rules. Operation is subject to the following two conditions:

(1) This device may not cause harmful interference, and (2) this device must accept any interference received, including interference that may cause undesired operation.

**RESPONSIBLE PARTY:**

SHARP ELECTRONICS CORPORATION

100 Paragon Drive

Montvale, NJ 07645 USA

For Business Customers: URL <http://www.sharpsusa.com>

**NOTE:**

This equipment has been tested and found to comply with the limits for a Class B digital device, pursuant to part 15 of the FCC Rules. These limits are designed to provide reasonable protection against harmful interference in a residential installation. This equipment generates, uses and can radiate radio frequency energy and, if not installed and used in accordance with the instructions, may cause harmful interference to radio communications. However, there is no guarantee that interference will not occur in a particular installation. If this equipment does cause harmful interference to radio or television reception, which can be determined by turning the equipment off and on, the user is encouraged to try to correct the interference by one or more of the following measures:

- Reorient or relocate the receiving antenna.
- Increase the separation between the equipment and receiver.
- Connect the equipment to an outlet on a circuit different from that to which the receiver is connected.
- Consult the dealer or an experienced radio/TV technician for help.

**IMPORTANT:**

Any changes or modifications not expressly approved by the party responsible for compliance could void the user's authority to operate the equipment.

## Calling for Service

For location of the nearest Sharp Authorized Service, or to obtain product literature, accessories, supplies, or customer assistance, please call 1-800-BE-SHARP.

## LIMITED WARRANTY

### CONSUMER LIMITED WARRANTY

SHARP ELECTRONICS CORPORATION warrants to the first consumer purchaser that this Sharp brand Liquid Crystal Display Color Television product (the "Product"), when shipped in its original container, will be free from defective workmanship and materials, and agrees that it will, at its option, either repair the defect or replace the defective Product or part thereof with a new or remanufactured equivalent at no charge to the purchaser for parts or labor for the period(s) set forth below.

This warranty does not apply to any appearance items of the Product or if the serial number or model number affixed to the Product has been removed, defaced, changed, altered or tampered with. This warranty does not cover installation or signal reception problems. This limited warranty will not apply if the Product has been or is being used in a commercial setting or application; this warranty is meant solely for the non-commercial, household use of the Product by consumers in their home or residence.

In order to enforce your rights under this limited warranty, you should follow the steps set forth below. You must be able to provide proof of purchase to Sharp or the servicer, which proof must include the date of purchase.

To the extent permitted by applicable state law, the warranties set forth are in lieu of, and exclusive of, all other warranties, express or implied. Specifically ALL OTHER WARRANTIES OTHER THAN THOSE SET FORTH ABOVE ARE EXCLUDED. ALL EXPRESS AND IMPLIED WARRANTIES INCLUDING THE WARRANTIES OF MERCHANTABILITY, FITNESS FOR USE, AND FITNESS FOR A PARTICULAR PURPOSE ARE SPECIFICALLY EXCLUDED. IF, UNDER APPLICABLE STATE LAW, IMPLIED WARRANTIES MAY NOT VALIDLY BE DISCLAIMED OR EXCLUDED, THE DURATION OF SUCH IMPLIED WARRANTIES IS LIMITED TO THE PERIOD(S) FROM THE DATE OF PURCHASE SET FORTH BELOW. THIS WARRANTY GIVES YOU SPECIFIC LEGAL RIGHTS. YOU MAY ALSO HAVE OTHER RIGHTS WHICH VARY FROM STATE TO STATE.

The warranties given herein shall be the sole and exclusive warranties granted by Sharp and shall be the sole and exclusive remedy available to the purchaser and only for the time periods set forth herein. No other representations or promises made by anyone are permitted. Correction of defects, in the manner and for the period of time described herein, shall constitute complete fulfillment of all liabilities and responsibilities of Sharp to the purchaser with respect to the Product, and shall constitute full satisfaction of all claims, whether based on contract, negligence, strict liability or otherwise. Sharp does not warrant nor shall Sharp be liable, or in any way responsible, for Products which have been subject to abuse (including, but not limited to, improper voltage), accident, misuse, negligence, lack of reasonable care, alteration, modification, tampering, improper operation or maintenance or any damages or defects in the Product which were caused by improper installation, repairs or attempted repairs performed by anyone other than a Sharp authorized servicer. Nor shall Sharp be liable or in any way responsible for any incidental or consequential economic or property damage. Some states do not allow limits on warranties or on remedies for breach in certain transactions; in such states, the limits herein may not apply.

**THIS LIMITED WARRANTY IS VALID ONLY IN THE FIFTY (50) UNITED STATES, THE DISTRICT OF COLUMBIA AND PUERTO RICO.**

#### Model Specific Section

##### Your Product Model Number & Description:

4T-C70BK2UD  
LCD Color Television  
(Be sure to have the model number and serial number found affixed to your product available when you need service for your Product.)

##### Warranty Period for this Product:

One (1) year parts and labor from the date of purchase.

##### Additional Exclusions from

##### Warranty Coverage (if any):

In order for the Product to be serviced, the Product must be readily available to the servicer, free and clear of any complex or non-standard installation, mounting or other encumbrance which would unreasonably interfere with servicing the Product. The Servicer will remount the Product after service, provided that such remounting is not into a complex or non-standard installation. Any additional labor and materials required to remove and/or reinstall a Product above and beyond the foregoing are not covered by this warranty, may result in additional charges and are the responsibility of the consumer.  
Image Retention resulting from a fixed image being displayed for long periods of time is not covered by this Limited Warranty (see Operation Manual on how to prevent this).

##### Where to Obtain Service:

From a Sharp Authorized Servicer located in the United States. To find the location of the nearest Sharp Authorized Servicer, please call Sharp toll free at 1-800-BE-SHARP.

##### What to do to Obtain Service:

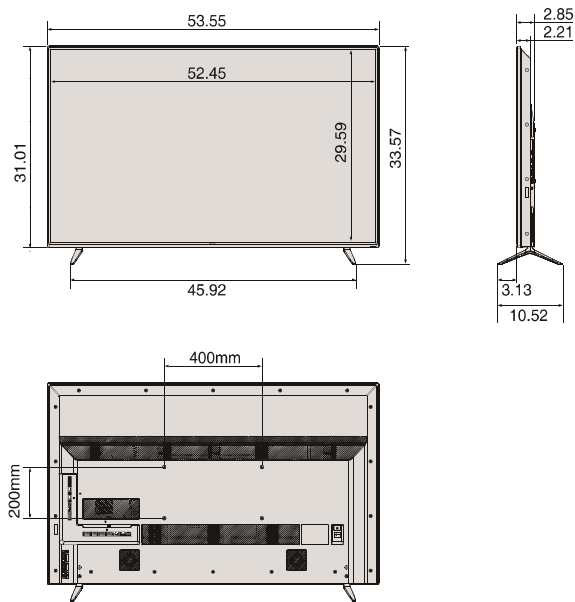
Contact your Sharp Authorized Servicer to obtain in home service for this product. The Servicer will come to your location and if necessary remove the unit for repair at the Servicer's facility and return the set to you once completed. Be sure to have Proof of Purchase available.

TO OBTAIN PRODUCT INFORMATION OR PURCHASE ACCESSORIES, CALL **1-800-BE-SHARP**  
OR VISIT [www.sharppusa.com](http://www.sharppusa.com)

Dimensional Drawing

4T-C60BK2UD

Unit: inch



4T-C70BK2UD

Unit: inch

