



M Solutions MS-070PRI HDBaseT Extender Set User Guide

[Home](#) » [M Solutions](#) » M Solutions MS-070PRI HDBaseT Extender Set User Guide 

M Solutions MS-070PRI HD Base T Extender Set User Guide



Contents

- [1 Notices](#)
- [2 Introduction](#)
- [3 Key Features](#)
- [4 Connectivity Overview – TX](#)
- [5 Understanding the LED's](#)
- [6 Cabling for HDBaseT](#)
- [7 Power](#)
- [8 IR Control](#)
- [9 RS-232 Control](#)
- [10 Specifications](#)
- [11 Package Contents](#)
- [12 Schematic](#)
- [13 Documents / Resources](#)
 - [13.1 References](#)

Notices

- This MSolutions product contains electrical components that may be damaged by electrical spikes, surges,

electric shock, lightning strikes, etc. Use of surge protection is highly recommended in order to protect and extend the life of your equipment.

- The transmission distances of HDMI over Cat cables are measured using TE CONNECTIVITY 1427071-6 EIA/TIA-568-B termination (T568B) of cables is recommended for optimal performance. To minimise interference of unshielded twisted pairs in the CAT5e/6 cable, do not run the HDBaseT / Cat5e/6/6a cabling with or in close parallel proximity to mains power cables.
- Do not substitute or use any other power supply other than the enclosed unit, or an MSolutions approved replacement. Do not disassemble either the Transmitter or Receiver units for
- any reason. Doing so will void the manufacturer's warranty.
- The terms HDMI and HDMI High-Definition Multimedia Interface, and the HDMI logo are trademarks or registered trademarks of HDMI Licensing LLC in the United States and other countries.
- Dolby is a trademark of Dolby Laboratories.
- MSolutions reserves the right to change the specifications of this unit without prior notice. As a result of this, physical representations or graphical elements contained within this user guide may not be accurate.

Introduction

The MSolutions MS-070PRI is a 4K HDMI extender using uncompressed HDBaseT technology to extend 4K UHD & HDR video (10.2Gbps) to a distance of up to 40m over single CAT cable with 1080p or lower resolutions to up to 70m. The extender provides bi-directional RS-232 and a single channel IR link between TX to RX, or RX to TX. Bi-directional PoC (Power over Cable) allows for either the TX or RX to be powered.

Key Features

- Uncompressed extension of HDMI at resolutions up to 4K 60Hz 4:2:0 / 4K 30Hz 4:4:4 using HDBaseT technology
- 4K signal extension to 40m over single CAT including HDR formats supported under 10.2Gbps
- 1080p or lower video resolutions up to 70m over single CAT
- Supports HDMI pass-through all known HDMI audio formats including Dolby Atmos / DTS:X
- Bi-directional 12V PoC (Power over Cable)
- Bi-directional RS-232 serial pass through
- Single channel 5V IR pass-through (TX to RX, or, RX to TX)
- CEC (Consumer Electronics Control) pass through
- HDCP2.2 compliant

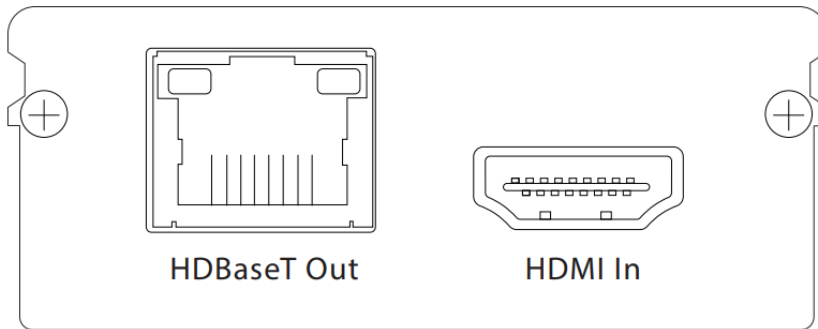
Video resolution capabilities – 10.2Gbps HDMI 1.4 specification max:

Resolution	Refresh	Chroma	Depth
4096×2160 (DCI) 3840×2160	50Hz / 60Hz 30Hz 24Hz	4:2:0 4:2:0 / 4:2:2 / 4:4:4 / RGB 4:2:0 / 4:2:2 / 4:4:4 / RGB	8-bit 8 / 10 / 12-bit 8 / 10 / 12-bit
1920×1080	up to 60Hz	4:4:4 / RGB	up to 16-bit
1280×720 1024×768	up to 60Hz	4:4:4 / RGB	up to 16-bit
VGA to WUXGA	up to 60Hz		

Connectivity Overview – TX

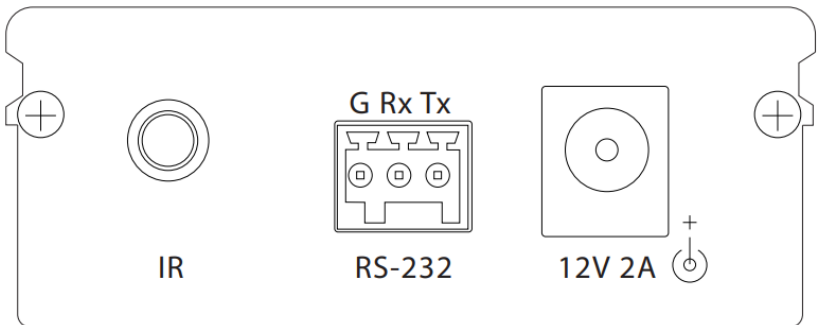
Front panel:

- **HDBaseT Out** – connect to Cat cable to receiver
- **HDMI In** – connect to HDMI source



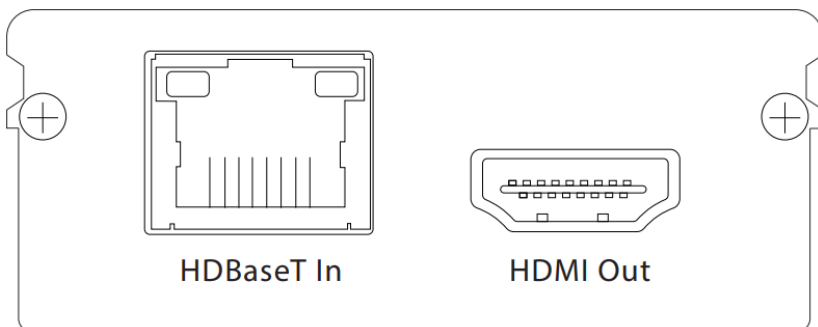
Rear panel:

- **IR** – connect to either IR transmitter or IR receiver cables
- **RS-232** – use supplied 3-pin phoenix connector to connect to serial device
- **Power** – connect to supplied 12V 2A power supply (or connect to RX)



Front panel:

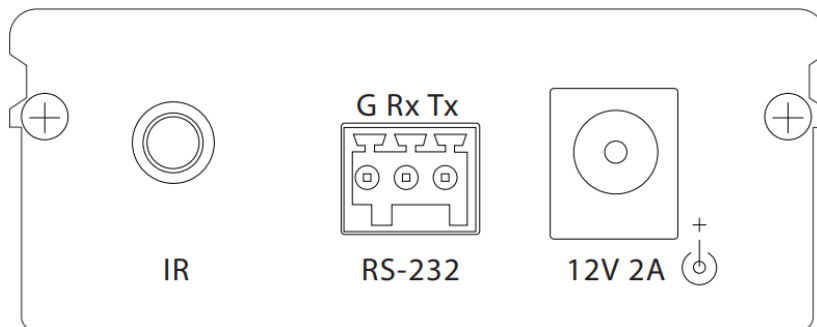
- **HD Base T In** – connect to Cat cable from transmitter
- **HDMI Out** – connect to HDMI sink device



Rear panel:

- **IR** – connect to either IR transmitter or IR receiver cables
- **RS-232** – use supplied 3-pin phoenix connector to connect to serial device

- **Power** – connect to supplied 12V 2A power supply (or connect to TX)



Understanding the LED's

This M Solutions extender set includes status LED indicators on both the Transmitter and Receiver products to show active connections and to further help integrators diagnose potential problems with the associated cabling.

The RJ45 HD Base T connections on both the transmitter and receiver units have orange and green LED's

- The orange LED indicates that the unit is receiving power. The LED will blink continuously.
- The green LED indicates that the unit is communicating with the unit attached to the far side of the link over the Cat cable. The LED will be solid whilst the units are able to host a HDBaseT link across the infrastructure.
- Internal LED's that may be seen through venting of the product are not indicative of a working / non-working unit.

Cabling for HDBaseT

It is important that the interconnecting Cat cable between the MSolutions HDBaseT products is terminated using the correct RJ45 pin configuration. The link Cat cable must be a 'straight' (pin-topin) Cat cable and it is advised that this is wired to the T568B wiring standard as this format is less prone to EMI (Electro-Magnetic Interference). When installing Cat cables it is advised that the best possible Cat cable quality possible is used. HDMI distribution products will only work if used with Cat5e standard cable or above. MSolutions recommends using a Cat6 (or higher) cable for installations, especially when running over longer distances, in areas of high EMI, or with 4K signal distribution. The HDMI cable infrastructure should be compliant to High-Speed standards, especially where 4K is being distributed. It is important to understand that where excessive HDMI cable lengths are used, this brings increased reduction in signal integrity over distance compared to HDBaseT. It is therefore recommended to use short HDMI cables to ensure the integrity of the signal over the link. For HDBaseT and HDMI testing capabilities, please refer to the MSolutions MS TestPro to prove both Cat and HDMI cables can be used for video signal distribution.

Power

The MS-070PRI uses Power over Cable (PoC) to provide bi-directional power from either the Transmitter to the Receiver, or Receiver to the Transmitter over the CAT cable link. Please only use the supplied 12V/2A DC PSU supplied with the MSolutions MS-070PRI to power the unit.

IR Control

The MS-070PRI can distribute infrared commands from either the receiver to the transmitter, to provide source control from the display; or, from transmitter to receiver to provide display control from a centrally located control processor. The MS-070PRI is supplied with a single 5V IR transmitter that can be connected to either of the 3.5mm jack sockets on the transmitter or receiver to the labelled 'IR' port. The 5V IR Receiver is then connected to the 3.5mm jack socket labelled 'IR' on the opposite end of the link. Please use the supplied MSolutions IR

equipment within this kit – alternative manufacturers IR cabling may not have the same pin configuration which, if used, could damage the componentry inside the MSolutions extender, or the IR cabling.

Note: the 3.5mm jack sockets are bi-directional – it is only possible to send IR control in one direction depending on which end of the link has the IR transmitter or receiver. It is not possible to send IR controls in two directions simultaneously.

RS-232 Control

The MS-070PRI can distribute bi-directional serial commands between the transmitter and receiver to allow for control commands to be sent alongside the video and audio distribution. Each HDBaseT unit is fitted with a 3-pin Phoenix connector block that will need the serial TX, RX and Ground pins terminating into. HDBaseT has the ability to transparently send any type of serial data as both pieces of equipment are able to communicate using the same baud rate, stop-gap, and parity.

Specifications

Transmitter

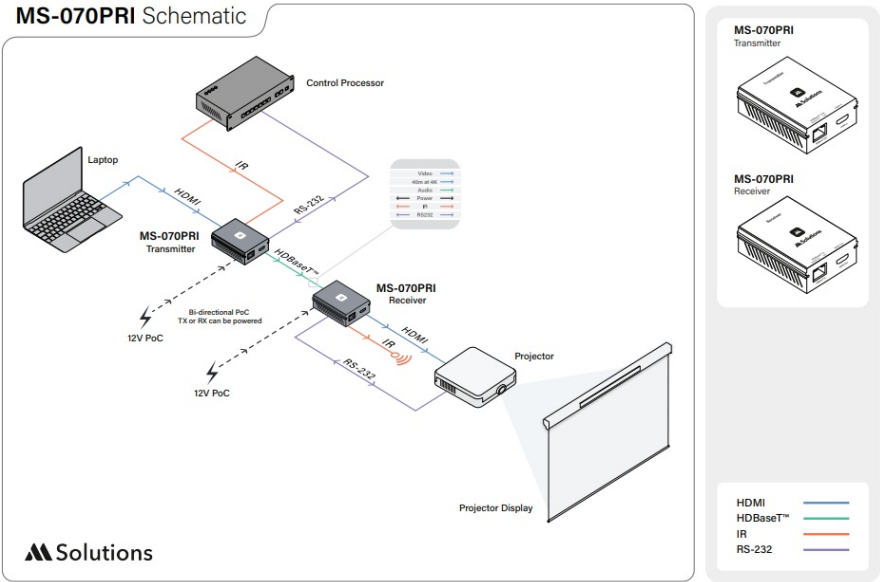
- **Video connectivity:** 1 x HDMI input (female), 1 x HDBaseT output (RJ45 keystone)
- **IR connectivity:** 1 x 3.5mm stereo jack (female) – IR TX or IR RX
- **RS-232 connectivity:** 1 x 3-pin Phoenix connector, block included
- **Power supply:** 1 x 12V/2A DC
- **Individual unit dimensions (W x D x H):** 60 x 84 x 25mm
- **Individual unit weight:** 0.1kg
- **Operating temperature:** 32°F to 104°F (0°C to 40°C)
- **Storage temperature:** -4°F to 140°F (-20°C to 60°C)
- **Operating humidity:** 0-80% non condensing

Package Contents

- 1 x MST-070PRI (transmitter)
- 1 x MSR-070PRI (receiver)
- 1 x 12V/2A DC power supply with US, UK, and EU clips
- 1 x 5V IR transmitter
- 1 x 5V IR receiver
- 2 x 3-pin Phoenix connector blocks
- 2 x Surface mounting brackets

Schematic



MS-070PRI Schematic



support@m4sol.com
www.m4sol.com



Documents / Resources

 User Guide MS-070PRI HDBaseT Extender Set - 4K to 4K (1080p), 1080p to 1080p, PoC, RS-232 pass through, with single channel for directional IR 	M Solutions MS-070PRI HDBaseT Extender Set [pdf] User Guide MS-070PRI HDBaseT Extender Set, MS-070PRI, HDBaseT Extender Set, Extender Set, Set
--	---

References

-  [Msolutions - Pro AV Solutions, HDBaseT Products and Tools!](#)