



**Contents** [ [hide](#) ]

- [1 M MYBAT PRO TT-RCLSEL018 Selfie Ring Light](#)
- [2 INTRODUCTION](#)
- [3 SPECIFICATIONS](#)
- [4 WHAT'S IN THE BOX](#)
- [5 FEATURES](#)
- [6 SETUP GUIDE](#)
- [7 CARE & MAINTENANCE](#)
- [8 TROUBLESHOOTING](#)
- [9 PROS & CONS](#)
- [10 WARRANTY](#)
- [11 FREQUENTLY ASKED QUESTIONS](#)
- [12 References](#)



## **M MYBAT PRO TT-RCLSEL018 Selfie Ring Light**



## INTRODUCTION

Every content creator's go-to tool for ideal lighting, angles, and mobility is the M MYBAT PRO TT-RCLSEL018 Selfie Ring Light. This product, which was introduced in early 2023 by the respected brand M MYBAT PRO, combines a 72-inch extendable tripod, a cutting-edge square ring light, and sturdy construction to provide professional illumination wherever. At **\$37.99**, it's perfect for professional video material, trip vlogging, cosmetic lessons, live streaming, and gaming sessions. It adjusts to every scenario to provide you with perfect results thanks to its three color modes and nine brightness levels. The aluminum tripod stand's four-legged base makes it remarkably strong, lightweight (weighing only 1.35 pounds), and collapsible. Its USB-C connection ensures a quick and effective power-up, removing dimming and delays. This selfie ring lamp makes sure you always look your best, whether you're a remote worker, beauty expert, or social media star.

## SPECIFICATIONS

<b>Product Name</b>	M MYBAT PRO Selfie Ring Light with 72" Tripod Stand
<b>Price</b>	\$37.99
<b>Brand</b>	M MYBAT PRO
<b>Model Name</b>	TT-RCLSEL028
<b>Color</b>	Black
<b>Material</b>	Rust-resistant, thick aluminum
<b>Item Weight</b>	1.35 – 1.4 pounds
<b>Product Dimensions</b>	6" x 3.2" x 11.4"
<b>Compatible Devices</b>	Smartphones
<b>Lighting Modes</b>	3 color modes
<b>Brightness Levels</b>	9 adjustable levels
<b>Lighting Design</b>	Unique square-shaped ring light
<b>Tilt and Rotation</b>	180° tilt adjustment for precise angle control
<b>Tripod Height</b>	Extendable up to 72 inches (6 feet)
<b>Special Features</b>	Foldable, travel-ready, no assembly required

<b>Power Source</b>	USB-C powered
<b>Build Quality</b>	Break-proof, rust-resistant, highly durable
<b>Base Stability</b>	4-legged ultra-stable base for steady shooting
<b>Use Cases</b>	Selfies, makeup, TikToks, video calls, livestreams, gaming, travel, p ro content creation
<b>Ease of Use</b>	One-button control (long press to power, short press to adjust bright ness/color temperature)
<b>Portability</b>	Effortlessly portable and foldable for creators on-the-go

## WHAT'S IN THE BOX

- LED Selfie Ring Light
- User Manual
- SB-C Charging Cable
- 72" Stable Tripod Stand
- Phone Holder with 360° Rotation
- Wireless Control Bluetooth Remote

## WHAT'S INCLUDED



- LED Selfie Ring Light
- USB-C Charging Cable
- Phone Holder with 360° Rotation
- User Manual
- 72" Stable Tripod Stand
- Wireless Control Bluetooth Remote

## FEATURES

- **72-Inch Extendable Tripod Stand:** This tripod stand can be raised or lowered to accommodate a variety of shooting viewpoints and angles.

# SUPER LARGE QUADPOD STAND

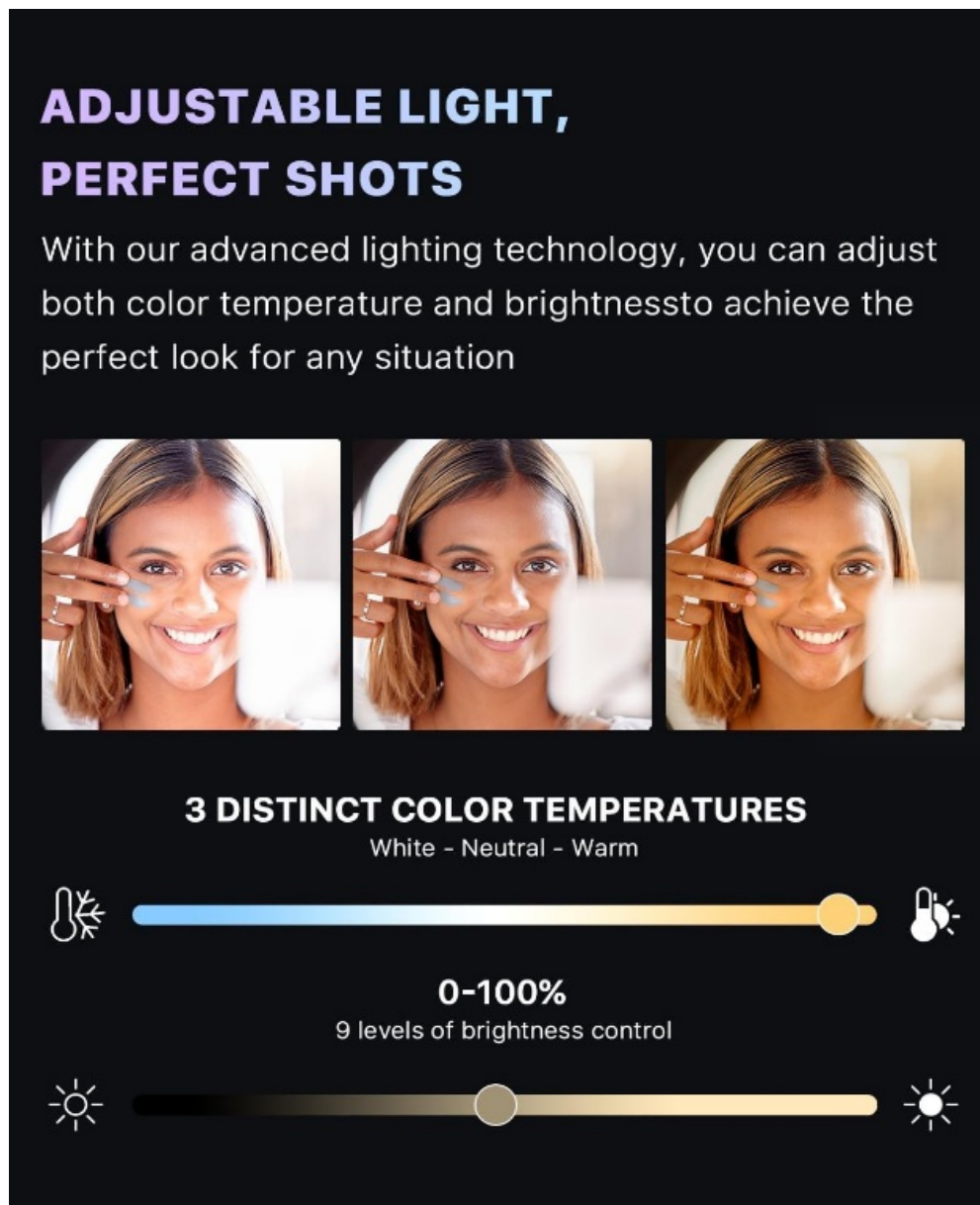
Ideal for Various Shooting Environments.



- **8-Inch Rectangular LED Ring Light:** Perfect for taking selfies, applying makeup, streaming live, and shooting videos because it offers bright, even illumination.
- **Three Color Modes:** Warm, natural, and white—available to accommodate various settings and moods.
- **Nine Brightness Levels:** Perfect exposure may be achieved with exact control of light intensity.
- **The First Square Light Design in the World:** This unusual shape offers uniform illumination coverage with a contemporary look.
- **180° Tilt Adjustment:** Allows you variable angle control to get the ideal lighting effect or photo.
- **Foldable and Portable:** The lightweight aluminum design makes it simple to fold up for storage and travel.
- **Sturdy Aluminum Material:** A reinforced aluminum frame guarantees corrosion

resistance and long-term endurance.

- **Powered by USB-C:** Fast charging with a USB-C connection is practical and works with contemporary gadgets.
- **Ultra-Stable Four-Legged Base:** Prevents swaying by offering rock-solid stability during operation.
- **Adjustable Phone Holder:** Allows for 360° rotation and secure installation for phones up to 4.33 inches broad.



- **Wireless Bluetooth Remote:** Within a 33-foot range, allows hands-free photo and video taking.
- **Compact Size:** Measuring 6 x 3.2 x 11.4 inches and weighing only 1.35 pounds, this device is easily portable.
- **Suitable for Content Creators:** Perfect for vloggers, makeup artists, TikTokers, YouTubers, and live streamers.

- **Travel Ready:** Made for artists who are constantly on the road; no assembly required.

## SETUP GUIDE

- **Unpack the Kit:** Take out the USB-C cable, phone holder, remote control, tripod, and ring light from the box.
- **Extend the Tripod:** Pull the telescopic legs up to 72 inches, as desired.
- **Open the Four-Legged Base:** To guarantee stability, spread the legs wide.
- **Attach the Phone Holder:** Fasten the movable phone holder to the bracket for the ring light.
- **Insert Your Phone:** To ensure a secure fit, place your phone in the holder and adjust the width up to 4.33 inches.
- **Connect the USB-C Cable:** Connect the ring light to a power source so that it can be used or charged.
- **Power On the Light:** To activate the LED ring light, press the power button.
- **Choose Color Mode:** Use the control button to switch between white, natural, and warm modes.
- **Adjust Brightness:** Set the light intensity between 1 and 9 using the brightness sliders.
- **Tilt the Ring Light:** To get the ideal light angle for your picture, turn the 180° tilt.
- **Pair the Bluetooth Remote:** To use the remote for wireless control, turn on Bluetooth on your phone.
- **Test the Remote:** Take pictures or pause and resume video recording remotely with the remote.
- **Setup Position:** For the best lighting and frame, position the tripod where you want it.
- **Fold for Storage:** When finished, fold the ring light and collapse the tripod legs for compact storage.
- **Charge Frequently:** To preserve battery life, recharge the lamp using the USB-C connector

## CARE & MAINTENANCE

- **Keep Clean:** To get rid of dust and fingerprints, use a gentle, dry cloth to wipe the tripod and ring light.
- **Avoid Water Exposure:** To avoid damage, keep the light and remote away from




moisture.

- **Charge Correctly:** Use the included USB-C cable and avoid overcharging.
- **Store in a Dry Location:** When not in use, keep the device away from moisture and humidity.
- **Handle Carefully:** To avoid damaging the light and tripod, do not drop them or handle them roughly.
- **Verify the Bluetooth Remote's Battery:** If necessary, recharge or replace it to ensure dependable performance.
- **Do Not Overextend Tripod:** To avoid damaging the tripod, do not raise it above its maximum height.
- **Tighten Loose Screws:** Check and tighten any loose joints or screws on a regular basis.
- **Protect Phone Holder Pads:** To prevent scratching of gadgets, keep the protective padding clean and undamaged.
- **Steer Clear of Excessive Heat:** Keep the ring light away from extremely hot or cold temperatures.
- **Use Compliant Power Sources:** To prevent electrical problems, only use USB-C chargers that are suggested.
- **Turn Off When Not in Use:** To save battery life, turn off the light and remote.
- **Store Remote Safely:** To prevent loss or damage, keep the remote in a secure location.
- **Clean Lens and LEDs Gently:** To avoid scratching the LEDs and diffuser, use a microfiber cloth.


## OURS

- ✓ **Battery life 1.2 hours**
- ✓ **Brighter LEDs 96**
- ✓ **Height 72 inches**
- ✓ **Emits soft and even glow**
- ✓ **Button-adjustable colors**



## OTHERS

- ✗ Only 45 minutes
- ✗ Dim LEDs 60
- ✗ Limited height 60 inches
- ✗ Need external color filters
- ✗ Harsh hotspots shine directly in eyes



TROUBLESHOOTING

Issue	Possible Cause	Solution
Light won't turn on	Not connected to power source	Check USB-C connection and ensure a stable power supply
Brightness levels not adjusting	Button not functioning properly	Power cycle the unit and try again using short presses
Light flickers during use	Unstable USB power or loose connection	Use a reliable power adapter and secure all cable connections
Tripod legs not stable	Legs not fully extended or placed unevenly	Extend all legs properly and place on a level surface

Issue	Possible Cause	Solution
-------	----------------	----------

Angle not holding	Tilt head screw is loose	Tighten the tilt joint to hold desired angle
Phone holder not gripping well	Device is too large or holder is misaligned	Ensure phone fits within holder's width capacity and realign
USB-C port feels loose	Improper insertion or worn cable	Use original cable and insert gently until snug
Light too bright for close shots	Brightness setting too high	Lower brightness using the short-press button feature
Uneven lighting in photos	Light angle not centered	Adjust tilt and rotation for balanced exposure
Device not powering up after storage	Internal connection loose from folding	Gently unfold and reconnect all moving parts

## PROS & CONS

### Pros

- 1. Ultra-bright square ring light with 3 color modes and 9 brightness levels
- 2. 72-inch extendable aluminum tripod offers versatile height options
- 3. Rock-solid 4-legged base ensures stability for pro content
- 4. USB-C powered for fast and reliable charging
- 5. Foldable and travel-ready for creators on the go

### Cons

- 1. No Bluetooth remote included
- 2. Requires constant USB power (no built-in battery)

3. Not compatible with larger DSLRs or heavy cameras
4. Brightness may be too intense for some indoor uses without adjustment
5. Square light shape may cause slight glare in reflective surfaces

## WARRANTY

The M MYBAT PRO TT-RCLSEL018 Selfie Ring Light is backed by a **1-year limited** manufacturer warranty. This warranty covers any defects in materials or workmanship under normal use. It does not cover damages resulting from misuse, improper handling, or modifications. Proof of purchase is required for warranty service, and users are advised to retain original packaging for any return or exchange procedures.

## FREQUENTLY ASKED QUESTIONS

What are the lighting options available on the M MYBAT PRO TT-RCLSEL028 Selfie Ring Light?

The M MYBAT PRO TT-RCLSEL028 offers 3 color modes (warm, neutral, and cool) and 9 brightness levels, giving you professional lighting flexibility for videos, livestreams, makeup, or selfies.

How do I power on/off the M MYBAT PRO TT-RCLSEL028 Selfie Ring Light?

To power on or off the M MYBAT PRO TT-RCLSEL028, long press the control button. Use short presses to adjust brightness and switch between the light modes.

How tall can the M MYBAT PRO TT-RCLSEL028 tripod extend?

The tripod stand of the M MYBAT PRO TT-RCLSEL028 can extend up to 72 inches, offering a wide range of height options for capturing everything from close-ups to full-body shots.

What makes the M MYBAT PRO TT-RCLSEL028 tripod more stable than others?

The M MYBAT PRO TT-RCLSEL028 uses a 4-legged ultra-stable base, offering superior balance and stability even when fully extended or used on uneven surfaces.

Why isnt my M MYBAT PRO TT-RCLSEL028 lighting up when connected?

Ensure the USB-C cable is firmly plugged in and the power source is functional. Try a different port or cable. If it still doesnt work, the unit may need service or replacement.

My phone keeps slipping from the holder on the M MYBAT PRO TT-RCLSEL028. How can I fix it?

Check that your phone is within the supported width range and that the holder is tightly adjusted. Make sure the phone is centered and the clamp is clean and dry.

How can I clean the M MYBAT PRO TT-RCLSEL028 ring light and stand?

Use a soft, dry or slightly damp cloth to clean the ring light and aluminum stand. Avoid harsh cleaners or moisture near the electronic components.

## References

- [User Manual](#)

■ M MYBAT

PRO

🔍 B0DFY6CXFY, M MYBAT PRO, M MYBAT PRO TT-RCLSEL018, Selfie Ring Light, TT-RCLSEL018, user manual

---

## Leave a comment

Your email address will not be published. Required fields are marked \*

Comment \*

Name

Email

Website

☐ Save my name, email, and website in this browser for the next time I comment.

**Post Comment**

**Search:**

**Search**

[Manuals+](#) | [Upload](#) | [Deep Search](#) | [Privacy Policy](#) | [@manuals.plus](#) | [YouTube](#)

This website is an independent publication and is neither affiliated with nor endorsed by any of the trademark owners. The "Bluetooth®" word mark and logos are registered trademarks owned by Bluetooth SIG, Inc. The "Wi-Fi®" word mark and logos are registered trademarks owned by the Wi-Fi Alliance. Any use of these marks on this website does not imply any affiliation with or endorsement.