



M-AUDIO 551319 M-Game RGB Dual Interface for Streaming And Content Creation User Guide

[Home](#) » [M-AUDIO](#) » M-AUDIO 551319 M-Game RGB Dual Interface for Streaming And Content Creation User Guide 

Contents

- [1 M-AUDIO 551319 M-Game RGB Dual Interface for Streaming And Content Creation](#)
- [2 GETTING STARTED](#)
- [3 CONNECTION DIAGRAM](#)
- [4 FEATURES](#)
- [5 Documents / Resources](#)
- [6 Related Posts](#)

M-AUDIO®

M-AUDIO 551319 M-Game RGB Dual Interface for Streaming And Content Creation



GETTING STARTED

Package Contents

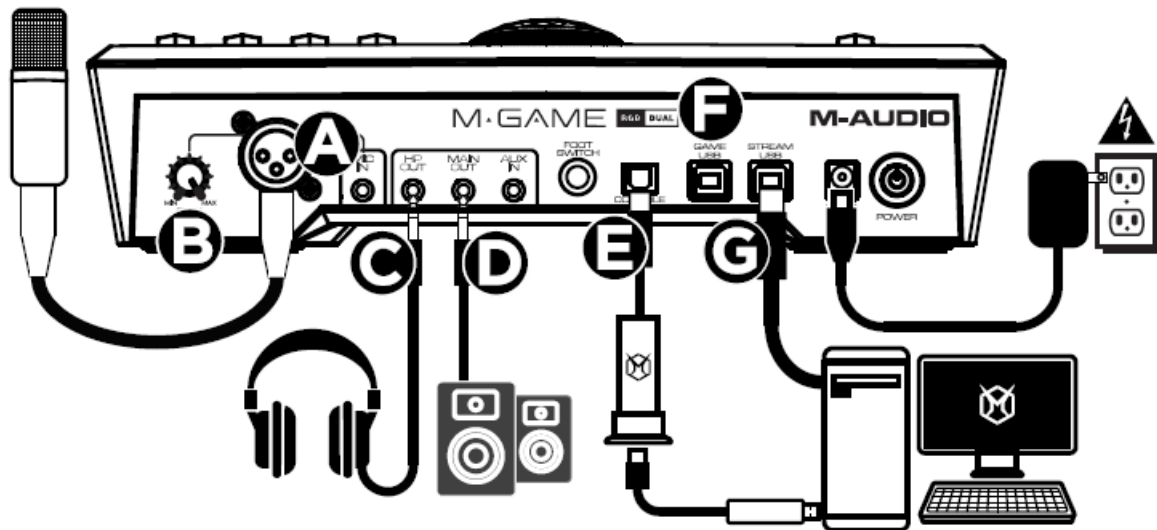
M-Game RGB Dual, (2) USB-B to USB-A Cables, V8" TRRS Female to Dual TRS Male Adapter, Power Adapter, Software Download Card, Quickstart Guide, Safety & Warranty Manual.

Scan here for articles and videos on how to set up software and connect your computer and devices to the M-Game RGB Dual.



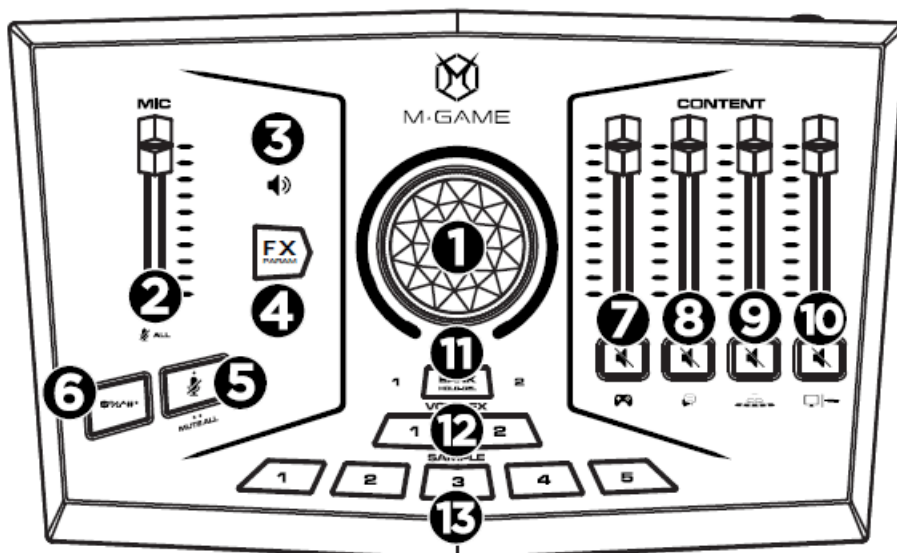
[M-GAME.COM/SETUP](https://m-game.com/setup)

CONNECTION DIAGRAM



- **A. Microphone Input:** Connect XLR or headset mic. If a headset is connected, this overrides the XLR input.
- **B. Mic Gain:** Controls the XLR IN or MIC IN gain.
- **C. Headphone Output**
- **D. Main Out:** Connect optional speakers.
- **E. Console:** Connect a gaming console here that uses an Optical Digital Audio [PCM] output to capture and stream its audio. Connect the console's HDMI output to a video capture interface which will connect to your streaming computer.
- **F. GAME USB:** Connect optional chat audio/secondary gaming Computer.
- **G. STREAM USB:** Connect primary streaming, gaming, chat, etc. Computer.

FEATURES




1. **MAIN CONTROL:** This 360° knob will adjust either the currently selected voice effect's parameters, or the HP Out/Main Out level.
2. **MIC LEVEL:** This fader controls the mic volume being sent to the USB ports. When fully lowered, it effectively mutes the mic.
3. **SPEAKERS LED:** Illuminates to show that the Main Control knob is Currently controlling the output level of the HP Out and Main Out.

4. **FX PARAMETER:** Press this button to switch the Main Control knob from controlling the currently selected effect's parameter and the volume level for the HP Out and Main Out. This button will light up to show that the Main Control knob is Currently controlling the selected effect's parameter.

M-GAME.COM

Documents / Resources

	<p>M-AUDIO 551319 M-Game RGB Dual Interface for Streaming And Content Creation [pdf] User Guide</p> <p>551319 M-Game RGB Dual Interface for Streaming And Content Creation, 551319, M-Game RGB Dual Interface for Streaming And Content Creation, M-Game RGB Dual Interface for Streaming, M-Game RGB Dual Interface, RGB Dual Interface, Dual Interface, Interface</p>
---	---