

LUYILO

X32 Rechargeable
Smart Watch



Luyiilo X32 Rechargeable Smart Watch User Manual

[Home](#) » [Luyiilo](#) » Luyiilo X32 Rechargeable Smart Watch User Manual 

Contents

- 1 Luyiilo X32 Rechargeable Smart Watch
- 2 INTRODUCTION
- 3 SPECIFICATIONS
- 4 WHAT'S IN THE BOX
- 5 PRODUCT OVERVIEW
- 6 FEATURES
- 7 SETUP GUIDE
- 8 CARE & MAINTENANCE
- 9 TROUBLESHOOTING
- 10 PROS & CONS
- 11 WARRANTY
- 12 FREQUENTLY ASKED QUESTIONS
- 13 VIDEO – PRODUCT OVERVIEW
- 14 References

LUYILO

Luyiilo X32 Rechargeable Smart Watch



INTRODUCTION

The Luyiilo X32 Rechargeable Smart Watch is a cutting-edge, feature-rich device made to entertain, educate, and last for children ages 4 to 12. This **\$26.87** smartwatch, which has 13 learning features to improve cognitive and problem-solving abilities, a high-definition camera, and 26 captivating puzzle games, is the ideal combination of entertainment and education. The X32 model, which is made by Luyiilo, has a hardened screen protector that makes it resistant to drops and impacts. With 8GB of storage, children may use the 300,000-pixel camera to take and keep up to 10,000 pictures or more than 6 hours of video. With a standby time of up to 14 days, the 400mAh rechargeable battery is a dependable and long-lasting companion. For young adventurers who are ready to learn and play on the go, the Luyiilo X32 is a great option for a birthday, Christmas, or holiday present.

SPECIFICATIONS

Product Name	Luyiilo X32 Rechargeable Smart Watch
Price	\$26.87
Operating System	No OS
Memory Storage Capacity	8 GB (with 8G SD card)
Special Features	Camera, 26 Puzzle Games, 13 Educational Functions
Battery Capacity	400mAh, Rechargeable
Battery Life	7-14 days standby mode
Camera	300,000-pixel camera (Photo & Video Recording)
Connectivity Technology	USB
Screen Type	Touch Screen
Shape	Rectangular
Brand	Luyiilo
Model Name	X32
Strap Material	High-quality, skin-friendly silicone
Durability	Includes 2 high-strength toughened films for screen protection
Water Resistance	Strap is waterproof, but dial is not fully waterproof
Target Age Group	4-12 years old
Gift Occasions	Birthdays, Christmas, Easter, Holidays
Product Dimensions	9.8 x 2.3 x 0.1 inches
Item Weight	3.21 ounces
Manufacturer Recommended Age	36 months – 12 years
Manufacturer	Luyiilo

WHAT'S IN THE BOX

- Kid Smart Watch
- 2 Pcs Screen Protector
- Manual
- USB-Type C Cable

PRODUCT OVERVIEW

Detail for Watch



FEATURES

- **26 Integrated Puzzle Games:** These games keep kids interested while improving their logical and cognitive abilities.

26 Educational Games



- Kids may take pictures and film videos of key moments with an HD camera that also records video.
- Up to 10,000 images and more than six hours of video can be stored on 8GB of memory storage.
- **13 Educational Features:** Contains interactive learning resources, math problems, and problem-solving activities.
- Children can better manage their time and everyday activities with the aid of an alarm clock and timer.
- **Sturdy Touchscreen Display:** Two sheets of premium tempered film are included for extra screen protection.
- With a single charge, the 400mAh rechargeable battery can last 7–14 days.
- **Support for USB Charging:** Using a USB cable to charge is simple and practical.
- **Skin-Friendly Silicone Strap:** Long-lasting and comfortable for daily use.
- **Splash-Resistant Strap:** Suitable for active children, this strap is waterproof. (Note: There is some water damage to the watch dial.)
- Children's-friendly interface and crisp images are features of this rectangular HD display.
- A safe and distraction-free experience is ensured by not having Internet or Wi-Fi connectivity.
- Kids may wear this lightweight and compact design all day because it only weighs 3.21 ounces.
- Ideal for Children Ages 4–12 It is made to be the perfect present for holidays, birthdays, and other special events.
- **Safe & Sturdy Design:** Made to resist rough treatment and unintentional drops.



SETUP GUIDE

- **Unpack the Watch:** Take out the protective films, USB charging cord, and smartwatch from the box.
- Before using the watch for the first time, charge it for at least two to three hours by connecting it to a USB power source.
- Turn the device on by holding down the power button until the screen appears.
- **Set the Language:** To make navigating easier, choose your chosen language.
- **Modify Date & Time:** Using a manual method, set the watch's date and time to the appropriate values.
- **Apply Screen Protection:** To prevent scratches on the screen, use the tempered films that are supplied.

Watch Screen Glass Protector

The image is a comparison graphic for a watch screen glass protector. It is divided into two main sections: 'OURS' on the left and 'Others' on the right. The 'OURS' section has a blue background and features a smartwatch with a blue strap and a sun-themed clock face. A clear glass protector is shown being applied to the screen. Below the watch, there are two bullet points, each preceded by a checkmark icon. The 'Others' section has a grey background and features a smartwatch with a black strap and a cracked screen. Below the watch, there are two bullet points, each preceded by an 'X' icon. The background of the entire graphic is a light blue grid with scattered pink and green squares.

OURS

It can effectively protect the screen and prevent screen scratches

Reduce the risk of falling and breaking the screen

Others

The screen scratches easily

It is easy to break when falling from a height

- Examine the Watch Interface and become acquainted with the menu choices and touchscreen controls.
- **Test the Camera and movie Recorder:** To make sure everything is working properly, take a picture or record a quick movie.
- **Turn on Educational Features:** Examine the 13 learning exercises to help your child develop their abilities.
- **Try Out the 26 Games:** Engage in a game to evaluate the functionality and entertaining elements of the watch.


Multi-functional Smart Watch for Kids




Time Tools



Torch




Music



Recorder




Camera



Photos




Pedometer



Games



Calculator



Calendar



Video



Player

- **Set Up Timers & Alarms:** Personalize wake-up calls and reminders for playtime or school.
- **Verify Storage Capacity:** Verify that 8GB of storage can hold pictures and videos.
- Make sure your child's wrist fits comfortably by adjusting the wrist strap.
- When not in use, activate battery-saving mode to help prolong battery life.
- **Power Off When Not Needed:** To save energy, turn off the watch when not in use.

CARE & MAINTENANCE

- **Avoid Complete Water Exposure:** Although the dial is not waterproof, the strap can withstand splashes; do not immerse it in water.
- Clean the screen frequently by wiping off smudges, fingerprints, and grime using a gentle cloth.
- Charge correctly by avoiding overcharging and using just the USB charger that comes with the device.
- **Avoid Magnets:** The operation of the watch may be disrupted by strong magnets.
- To prevent battery damage, store in a cool, dry location away from intense heat or sunshine.
- Take it off before swimming or taking a bath since water exposure can harm the internal parts of the watch.
- **Use Screen Protection:** To reduce scratches, apply the included tempered film.
- **Avoid Dropping the Watch:** Although the watch is robust, too many drops could affect its functionality.
- Keep an eye on battery performance. If the watch begins to lose power quickly, make sure you're charging it

properly.

- **Limit Constant Use:** To protect their eyes, kids should be encouraged to take breaks from screens.
- **Check for Software Issues:** If the watch starts to lag or become unresponsive, restart it.
- Turn off when not in use to save battery life and extend the life of the gadget.
- **Regularly Check for Damage:** Look for wear on the screen, strap, and buttons.
- **Update Features If Available:** Firmware upgrades may be available for certain models to improve performance.
- **Avoid Do-It-Yourself Repairs** If there are technical problems with the watch, get in touch with the manufacturer.

TROUBLESHOOTING

Issue	Possible Cause	Solution
Watch won't turn on	Battery is drained	Charge the watch for at least 2-3 hours using the provided USB cable
Screen is unresponsive	Temporary software glitch	Restart the watch by holding the power button for a few seconds
Games are lagging	Too many background processes	Restart the watch and close unnecessary apps
Camera not working	Storage is full	Delete some photos or videos to free up space
Watch not charging	Faulty cable or dirty port	Use a different USB cable and clean the charging port
Time is incorrect	Settings issue	Manually adjust the time in the settings menu
Low battery life	Brightness too high or excessive usage	Lower screen brightness and disable unused features
Step counter not working	Loose strap or sensor issue	Adjust the strap for a snug fit and restart the pedometer
No sound from watch	Volume set too low	Increase the volume in settings
Watch keeps freezing	Software lag	Perform a soft reset by holding the power button

PROS & CONS

Pros:

- 26 puzzle games enhance learning and problem-solving skills.
- Durable design with a toughened screen protector for extra protection.
- High-capacity 8GB storage for thousands of photos and hours of video.
- Rechargeable 400mAh battery lasts up to 14 days on standby.
- Soft, skin-friendly silicone strap ensures a comfortable fit.

Cons:

- No GPS or internet connectivity for tracking or online learning.
- Not fully waterproof; cannot be submerged in water.
- Basic 300,000-pixel camera may not meet high-resolution expectations.
- Pre-installed games only; no option to download additional ones.
- No advanced smartwatch features like heart rate monitoring or Bluetooth calling.

WARRANTY

The Luyiilo X32 Smart Watch comes with a **one-year** limited warranty covering manufacturing defects. The warranty does not cover accidental damage, water exposure, or misuse. Customers must retain proof of purchase for warranty claims.

FREQUENTLY ASKED QUESTIONS

Is the Luyiilo X32 Smart Watch waterproof?

The watch strap is waterproof, but the watch dial is not. It should not be submerged in water, so avoid wearing it while swimming or bathing.

How many games are available on the Luyiilo X32 Smart Watch?

The Luyiilo X32 Smart Watch features 26 different puzzle games, designed to help children develop logic and problem-solving skills.

How much storage does the Luyiilo X32 Smart Watch have?

The Luyiilo X32 Smart Watch has an 8GB built-in memory, which can store up to 10,000 photos and more than 6 hours of video recordings.

What is the battery life of the Luyiilo X32 Smart Watch?

The watch has a 400mAh rechargeable battery that lasts 7 to 14 days in standby mode depending on usage.

Can I customize the wallpaper or watch face on the Luyiilo X32 Smart Watch?

Luyiilo X32 allows kids to set their own photos or preloaded images as the watch face for customization.

Why is my Luyiilo X32 Smart Watch not turning on?

Ensure the watch is fully charged by connecting it to a power source for at least 3 hours. If it still wont turn on, try holding the power button for 10 seconds to reset it.

Why is the touchscreen on my Luyiilo X32 Smart Watch not responding?

Restart the watch by turning it off and back on. If the problem continues, clean the screen with a soft, dry cloth and ensure hands are dry and clean when using the touchscreen.

VIDEO – PRODUCT OVERVIEW



<https://manuals.plus/wp-content/uploads/2025/03/Luyiilo-X32-Rechargeable-Smart-Watch-User-Manual.mp4>

- [User Manual](#)

[Manuals+.](#) [Privacy Policy](#)

This website is an independent publication and is neither affiliated with nor endorsed by any of the trademark owners. The "Bluetooth®" word mark and logos are registered trademarks owned by Bluetooth SIG, Inc. The "Wi-Fi®" word mark and logos are registered trademarks owned by the Wi-Fi Alliance. Any use of these marks on this website does not imply any affiliation with or endorsement.