



# LUXPRO LP630V2 High-Output Focusing Handheld LED Flashlight User Manual

[Home](#) » [LUXPRO](#) » LUXPRO LP630V2 High-Output Focusing Handheld LED Flashlight User Manual 

## LUXPRO LP630V2 High-Output Focusing Handheld LED Flashlight User Manual



### Contents

- [1 Features](#)
- [2 Operation Instructions](#)
- [3 Usage and Maintenance](#)
- [4 Product Warranty](#)
- [5 Documents / Resources](#)
  - [5.1 References](#)
- [6 Related Posts](#)

Features

- Durable aluminum construction
- LPE Optics; flood to spot focusing
- TackGrip molded rubber grip
- High quality wrist lanyard
- Tactical tail cap button
- O-ring sealed, IPX4
- 4 Modes: High/Medium/Ultra Low/Hidden Strobe

Operation Instructions

On/Off: Press and release button

Cycle modes: From High mode, press button to cycle through modes within 2 seconds (High/Medium/Ultra Low).

Hidden strobe On/Off: Hold button for 3 seconds to activate, and deactivate hidden strobe.

Automatically resets 'next click' to Off when on for longer than 3-5 seconds.

Automatically resets to High mode when turned off.



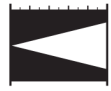
Focus head: Push head away from flashlight to narrow beam. Pull head towards flashlight to widen beam

Usage and Maintenance

Battery Replacement: In a dry environment, unscrew the tailcap by turning counter clockwise. Remove the battery case from the flashlight by tipping the bottom of the light downward until it slides free from the tube. With the battery case now out of the flashlight, remove the batteries from the case. Insert new batteries into the case according to the (+/-) symbols found on the case. Insert the battery case into the light according to the directional arrow on the outside of the case. Carefully reinstall the tailcap by pressing lightly while turning clockwise until tight.

Care Instructions: If you know it's going to be a while between uses, we suggest removing batteries from your light and storing your gear in a dry, protected place.

ANSI/PLATO FL1 STANDARD

MODES	LUMENS 	RUN TIME 	BEAM DISTANCE 
High	560 lm	3h	255 m
Medium	150 lm	7h 15m	100m
Low	35lm	22h 30 m	20m
Strobe	560 lm	—	

Product Warranty



Limited Lifetime Warranty against manufacturer’s defects. For warranty claims contact LuxPro by calling 801-553-8886 or sending an email to [info@simpleproducts.com](mailto:info@simpleproducts.com).



[luxpro.com](http://luxpro.com)

866.553.8886  
14725 S Porter Rockwell Blvd Ste C Bluffdale, UT 84065

Documents / Resources

	<a href="#">LUXPRO LP630V2 High-Output Focusing Handheld LED Flashlight</a> [pdf] User Manual LP630V2, High-Output Focusing Handheld LED Flashlight, LP630V2 High-Output Focusing Handheld LED Flashlight
	<a href="#">LUXPRO LP630V2 High-Output Focusing Handheld LED Flashlight</a> [pdf] User Manual LP630V2 High-Output Focusing Handheld LED Flashlight, LP630V2, High-Output Focusing Handheld LED Flashlight, Handheld LED Flashlight, LED Flashlight, Flashlight

References

- [ucts.com](http://ucts.com)