



LUXPRO LP1312R High-Output LED Flashlight User Manual

[Home](#) » [LUXPRO](#) » LUXPRO LP1312R High-Output LED Flashlight User Manual 

Contents

- [1 LUXPRO LP1312R High-Output LED Flashlight](#)
- [2 Operation Instructions](#)
- [3 Battery Replacement](#)
- [4 Features](#)
- [5 Product Warranty](#)
- [6 Documents / Resources](#)
- [7 Related Posts](#)



LUXPRO LP1312R High-Output LED Flashlight



Operation Instructions

On/OFF: Press and release the button on the side of the light to turn the light on and OFF



Cycle Modes: Turn flashlight on and off quickly and repeatedly to cycle through modes (High/Low). Light automatically resets to High mode when turned off for longer than 2 seconds.



If you know it will be a while between uses, we suggest removing the batteries from the flashlight and storing it in a dry, protected place.

Hidden Strobe On/OFF: Press and hold button for 3 seconds to activate hidden strobe. Flashlight will remain in hidden strobe mode until it is deactivated by pushing and holding

the button for 3 seconds again.




Battery Replacement

The LP1312R uses 9 AA batteries. To replace the batteries, turn the tail cap counterclockwise to remove it. Tip the light downward to slide out the battery case which contains the batteries. Remove the batteries from the case and insert new batteries according to the (+/-) symbols found on the case. For best results, we recommend using brand new alkaline batteries that are the same voltage and brand. Re-insert the battery case into the ashlight. Re-attach the tail cap by pressing down lightly and turning it clockwise until tight.

Features

- Constructed with aircraft-grade aluminum
- Long range LPE optics
- Patented TackGrip rubber grip
- Ergonomic side button
- Tactical on/off button
- IPX4 waterproof rating
- Batteries included (9 AA)

ANSI/PLATO FL1 STANDARD

<div>MODES</div>	<div> LUMENS</div>	<div> RUN TIME</div>	<div> BEAM DISTANCE</div>
High	1200 lm	3h	300m
Low	350 lm	9h	100m
Strobe	1200 lm	—	—


Product Warranty

The LP1312R has a Limited Lifetime Warranty Against Manufacturer’s Defects from time of purchase. For warranty claims please contact us by calling 801-553-8886 or sending an email to info@simpleproducts.com

luxpro.com 866.553.8886

14725 S Porter Rockwell Blvd Ste C Bluffdale, UT 84065

Documents / Resources



[LUXPRO LP1312R High-Output LED Flashlight](#) [pdf] User Manual
LP1312R High-Output LED Flashlight, LP1312R, High-Output LED Flashlight, Output LED Flashlight, LED Flashlight, Flashlight