



LUXPRO LP1201 High-Output LED Flashlight User Manual

[Home](#) » [LUXPRO](#) » LUXPRO LP1201 High-Output LED Flashlight User Manual 

LUXPRO®
USER MANUAL
LP1201
High-Output LED Flashlight



6 AA
Batteries




Contents

- [1 Features](#)
- [2 Operation Instructions](#)
- [3 Battery Replacement](#)
- [4 Product Warranty](#)
- [5 Documents / Resources](#)
- [6 Related Posts](#)

Features

Constructed with aircraft-grade aluminum
Long range LPE optics
Patented TackGrip rubber grip
Ergonomic side button
IPX4 waterproof rating
Uses 6 AA or 3 AA batteries (6 AA included)

ANSI/PLATO FL1 STANDARD

			
MODES	LUMENS	RUN TIME	BEAM DISTANCE
High	1000 lm	6h	400m
Medium	380 lm	18h	220m
Low	80 lm	67h	100m
Strobe	1000 lm	—	—

Operation Instructions

On/Off: Press and release the button on the side of the light to turn on and off.



Cycle Modes: Press the button on the side of the light quickly to cycle through modes (High/Medium/Low). If light remains in a single mode for longer to 3-5 seconds, the next press of the button will turn the light off. Light automatically resets to High mode when turned off.
Hidden Strobe On/Off: Press and hold button for 3 seconds to activate hidden strobe. Flashlight will remain in hidden strobe mode until it is deactivated by pushing and holding the button for 3 seconds again.

Battery Replacement

The LP1201 can use 6 or 3 AA batteries.
To replace the batteries, turn the tail cap counterclockwise to remove it. Tip the light downward to slide the batteries out of the tubes.



To use the light with 6 batteries, insert 3 batteries into each tube (+) side first (batteries will stick out of the opening slightly).



To use the light with 3 batteries, insert 3 batteries into just one of the tubes (+) side first.

For best results, we recommend using brand new alkaline batteries that are the same voltage and brand. Re-attach the tail cap by pressing down and turning it clockwise until tight.

If you know it will be a while between uses, we suggest removing the batteries from the flashlight and storing it in a dry, protected place.

Product Warranty

The LP1201 has a Limited Lifetime Warranty Against Manufacturer's Defects from time of purchase.

For warranty claims please contact us by calling 801-553-8886 or sending an email to

info@simpleproducts.com

luxpro.com

866.553.8886

14725 S Porter Rockwell Blvd Ste C
Bluffdale, UT 84065

Documents / Resources



[LUXPRO LP1201 High-Output LED Flashlight](#) [pdf] User Manual

LP1201, High-Output LED Flashlight, LED Flashlight, Flashlight, LP1201 High-Output LED Flashlight