



[Home](#) » [Lutron](#) » **LUTRON CS-YJ-4GC-WH 4 Group RF Remote Control Instructions** 

Contents [[hide](#)]

- [1 LUTRON CS-YJ-4GC-WH 4 Group RF Remote Control](#)
- [2 Device Description](#)
- [3 Battery Replacement](#)
- [4 Technical Assistance](#)
- [5 Button Functions](#)
- [6 Documents / Resources](#)
 - [6.1 References](#)

LUTRON

LUTRON CS-YJ-4GC-WH 4 Group RF Remote Control



Device Description

3 V \Leftarrow 50 mA

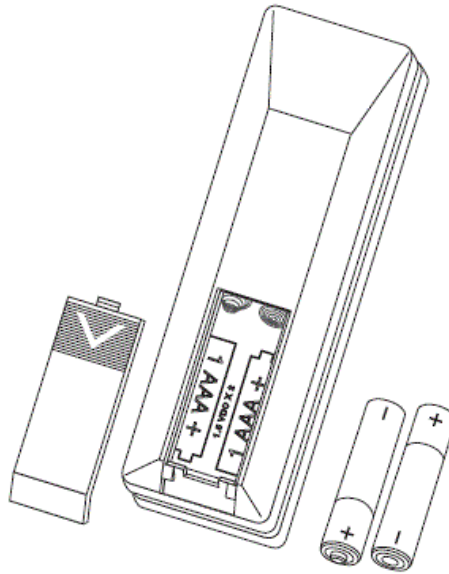
CS-YJ-4GC-WH, CS-YK-4GC-WH

The Lutron 4-Group RF remote control is a flexible and easy to use device that allows the user to control Lutron wireless shades from anywhere in the space. This battery-operated control requires no external power or communication wiring.

- Provides control of Lutron shades in the following systems:
 - Standalone:
 - Serena Honeycomb and Roller Shades
 - Sivoia QS Triathlon Honeycomb and Roller Shades
 - Sivoia QS wireless window treatments
 - Lutron Smart Bridge systems (CS-YJ-4GC-WH only)
 - HomeWorks QS and RadioRA 2 systems
- Battery-powered; requires no wiring
- Backlit buttons clearly indicate which Shade Group is selected
- 7-year battery life (two AAA alkaline batteries included)

Battery Replacement

AAA alkaline batteries only



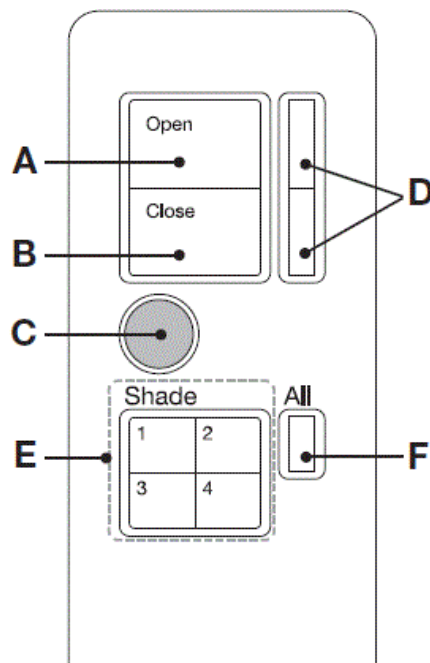
For complete instructions, see: www.lutron.com/TechnicalDocumentLibrary/045411_EN-SP-FR.pdf

Technical Assistance

- For questions concerning the installation or operation of this product, call the Lutron Technical Support Center. Please provide exact model number when calling.
- U.S.A. and Canada (24 hours / 7 days)1.844.LUTRON1
- Mexico 1.888.235.2910
- Other countries 8 am – 8 pm ET +1.610.282.3800
- www.lutron.com

Button Functions

- A. **Open button:** Tap once; shade opens to its upper limit
- B. **Close button:** Tap once; shade closes to its lower limit
- C. **Favorite button:** Tap once to move the shade to a favorite position
- D. **Raise & Lower buttons:** Press and hold to move the shade
- E. **Shade Group buttons:** Tap once to select shades assigned to the group (number), which will then respond to the next button pressed
- F. **All Shades button:** Tap once to select all shades

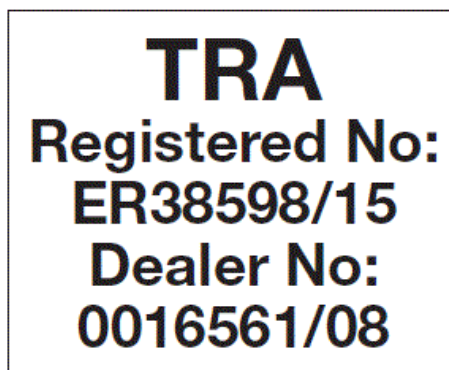


For complete programming instructions, see:

www.lutron.com/TechnicalDocumentLibrary/045411_EN-SP-FR.pdf

TRA Compliance Information

Model CS-YK-4GC-WH



CE Information 

For model number: CS-YK-4GC-WH Lutron Electronics hereby declares that the model shown above is in compliance with the essential requirements and other relevant provisions of Directive 1999/5/EC. A copy of the DoC can be obtained by writing to: Lutron Electronics Co., Inc., 7200 Suter Road, Coopersburg, PA 18036 U.S.A.

Documents / Resources



[LUTRON CS-YJ-4GC-WH 4 Group RF Remote Control \[pdf\]](#) Instructions
CS-YJ-4GC-WH, CS-YK-4GC-WH, CS-YJ-4GC-WH 4 Group RF Remote
Control, CS-YJ-4GC-WH, 4 Group RF Remote Control, RF Remote Contr
ol, Remote Control

References

- [User Manual](#)

📁 Lutron

🔍 4 Group RF Remote Control, CS-YJ-4GC-WH, CS-YJ-4GC-WH 4 Group RF Remote Control, CS-YK-4GC-WH, Lutron, Remote Control, RF Remote Control

Leave a comment

Your email address will not be published. Required fields are marked *

Comment *

Name

Email

Website

☐ Save my name, email, and website in this browser for the next time I comment.

Post Comment

Search:

e.g. whirlpool wrf535swhz

Search

[Manuals+](#) | [Upload](#) | [Deep Search](#) | [Privacy Policy](#) | [@manuals.plus](#) | [YouTube](#)

This website is an independent publication and is neither affiliated with nor endorsed by any of the trademark owners. The "Bluetooth®" word mark and logos are registered trademarks owned by Bluetooth SIG, Inc. The "Wi-Fi®" word mark and logos are registered trademarks owned by the Wi-Fi Alliance. Any use of these marks on this website does not imply any affiliation with or endorsement.