



LURACO Garbage Disposal ON/OFF Air Switch Controller Owner's Manual

[Home](#) » [LURACO](#) » LURACO Garbage Disposal ON/OFF Air Switch Controller Owner's Manual 

Contents

1 USER'S MANUAL

1.1 Garbage Disposal ON/OFF Air Switch Controller

2 FEATURES – OPERATIONS

2.1 Installation and Operation

2.2 WARRANTY INFORMATION

2.3 ONE (1) YEAR LIMITED WARRANTY

2.4 Disclaimers

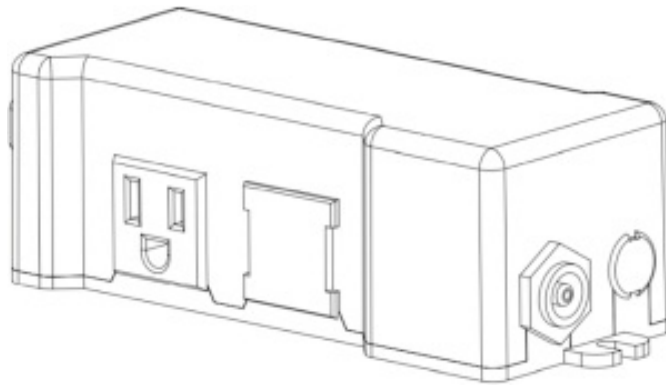
3 Documents / Resources

4 Related Posts

USER'S MANUAL



Garbage Disposal ON/OFF Air Switch Controller



When using electrical equipment, basic safety precautions should always be followed to reduce the risk of fire, electric shock, and injury to persons, including the following:

1. Read and follow all instructions before using the equipment.
2. Do not place power cord in heavy traffic area. To avoid fire hazard, NEVER put the cord under rugs or near heat generating devices.
3. Always turn off the equipment before servicing.
4. Do not drop or insert any object into any opening.
5. Do not operate equipment if there are any damaged parts
6. Any other use not recommended by the manufacturer may cause electrical shock or injury.
7. Do not use outdoors.
8. Do not attempt to repair or adjust any electrical or mechanical functions on this unit. Doing so will void the warranty.

After reading this owner's guide, if you have any questions or comments, please call 1-817-633-1080 or contact our technical support department at support@luraco.com or visit our website at www.luraco.com for more information



LURACO TECHNOLOGIES
THANK YOU FOR SUPPORTING USA PRODUCTS & AMERICAN WORKERS

PLEASE READ AND SAVE THESE IMPORTANT SAFETY INSTRUCTIONS

FEATURES – OPERATIONS

- 110/120V, 60Hz.
- 12Amp.
- 1 Switched on/off plug.
- UL Safety Approved, CE Listed.
- **Made in the U.S.A.** (from U.S & Global Components)

Package includes: 1 control unit, 1 air button, 1 x 6 feet air tube.

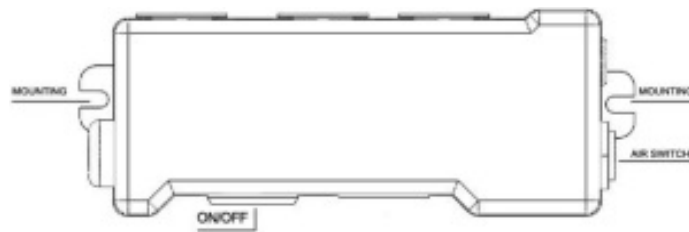


Fig. 1: Top view of Control Box

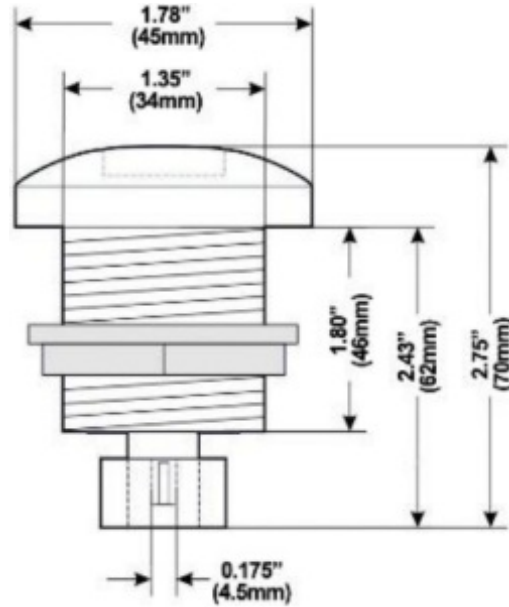


Fig. 2: Air Button

Installation and Operation

- I) Connect Air hose to Air Button and Controller
 - II) Plug Garbage disposal to the controller
 - III) Plug controller to the outlet
- (with two mounting legs, user can mount it to the wall to save space)

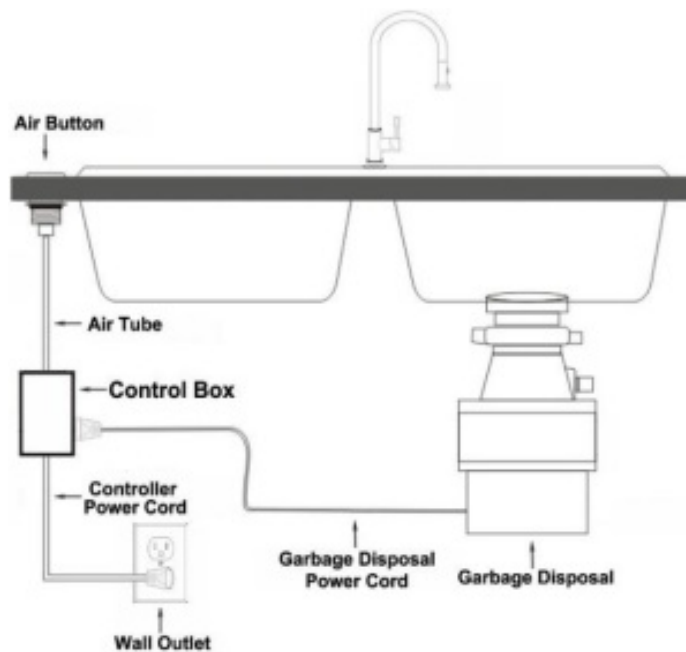


Fig. 3: Installation Diagram

How to operate

Pressing the Air switch button will turn the Garbage Disposal On/Off.

WARRANTY INFORMATION

ONE (1) YEAR LIMITED WARRANTY

1. This Warranty applies only to the original purchaser of this product from date of purchase
2. This Warranty applies ONLY to repair or replacement of any supplied or manufactured parts of this product.
The warranty does not cover normal wear, coating, dropped or abused units.
3. Unless otherwise proscribed by law, LURACO shall not be liable for any personal injury, property or any incidental or consequential damages of any kind resulting from malfunctions, defects, misuse, improper installation or alteration of this product.

Attention: Any modification to the product will void the warranty

Important Instructions

If you need to send a unit to Luraco for repair, please follow the steps below.

1. A return must be coordinated with the store where the product was purchased for return authorization from Luraco Health & Beauty.
2. Carefully pack the item in its original carton, if available, or other suitable box to avoid damage in shipping.
3. Before packing your unit; be sure to enclose:
 - Your name with full shipping address and telephone number
 - A dated receipt to show PROOF OF PURCHASE
 - A note detailing the issues you are having with the unit.

Disclaimers

Limited warranty and liability — Information in this document is believed to be accurate and reliable. However, LURACO Health & Beauty, LLC does not give any representations or warranties, expressed or implied, as to the accuracy or completeness of such information and shall have no liability for the consequences of use of such information.

In no event shall LURACO Health & Beauty, LLC be liable for any indirect, incidental, punitive, special or consequential damages (including – without limitation – lost profits, lost savings, business interruption, costs related to the removal or replacement of any products or rework charges) whether or not such damages are based on tort (including negligence), warranty, breach of contract or any other legal theory.

Notwithstanding any damages that the customer might incur for any reason whatsoever, LURACO Health & Beauty, LLC's aggregate and cumulative liability towards the customer for the products described herein shall be limited in accordance with the Terms and Conditions of commercial sale of LURACO Health & Beauty, LLC.

Right to make changes — LURACO Health & Beauty, LLC reserves the right to make changes to the product and information published in this document, including without limitation specifications and product descriptions, at any time and without notice. This document supersedes and replaces all information supplied prior to the publication hereof.

Suitability for use — LURACO Health & Beauty, LLC products are not designed, authorized or warranted to be

suitable for use in life support, life-critical or safetycritical systems or equipment, nor in applications where failure or malfunction of an LURACO Health & Beauty, LLC product can reasonably be expected to result in personal injury, death or severe property or environmental damage.

THANK YOU FOR BUYING LURACO HEALTH & BEAUTY PRODUCTS



LURACO HEALTH & BEAUTY, LLC
1140 107TH STREET
ARLINGTON, TX 76011
TEL: +1-817-633-1080
FAX: +1-817-633-1085
WWW.LURACO.COM
05/2021

Documents / Resources

	<p>LURACO Garbage Disposal ON/OFF Air Switch Controller [pdf] Owner's Manual LURACO, Garbage, Disposal, ON, OFF, Air Switch, Controller</p>
--	--

Manuals+