

LUMUX SL700 Surface Wall Mount Luminaire



LUMUX SL700 Surface Wall Mount Luminaire Instruction Manual

[Home](#) » [LUMUX](#) » LUMUX SL700 Surface Wall Mount Luminaire Instruction Manual 

Contents

- [1 LUMUX SL700 Surface Wall Mount Luminaire](#)
- [2 Step 1](#)
- [3 Step 2](#)
- [4 Step 3](#)
- [5 Step 4](#)
- [6 Step 5](#)
- [7 Documents / Resources](#)
 - [7.1 References](#)

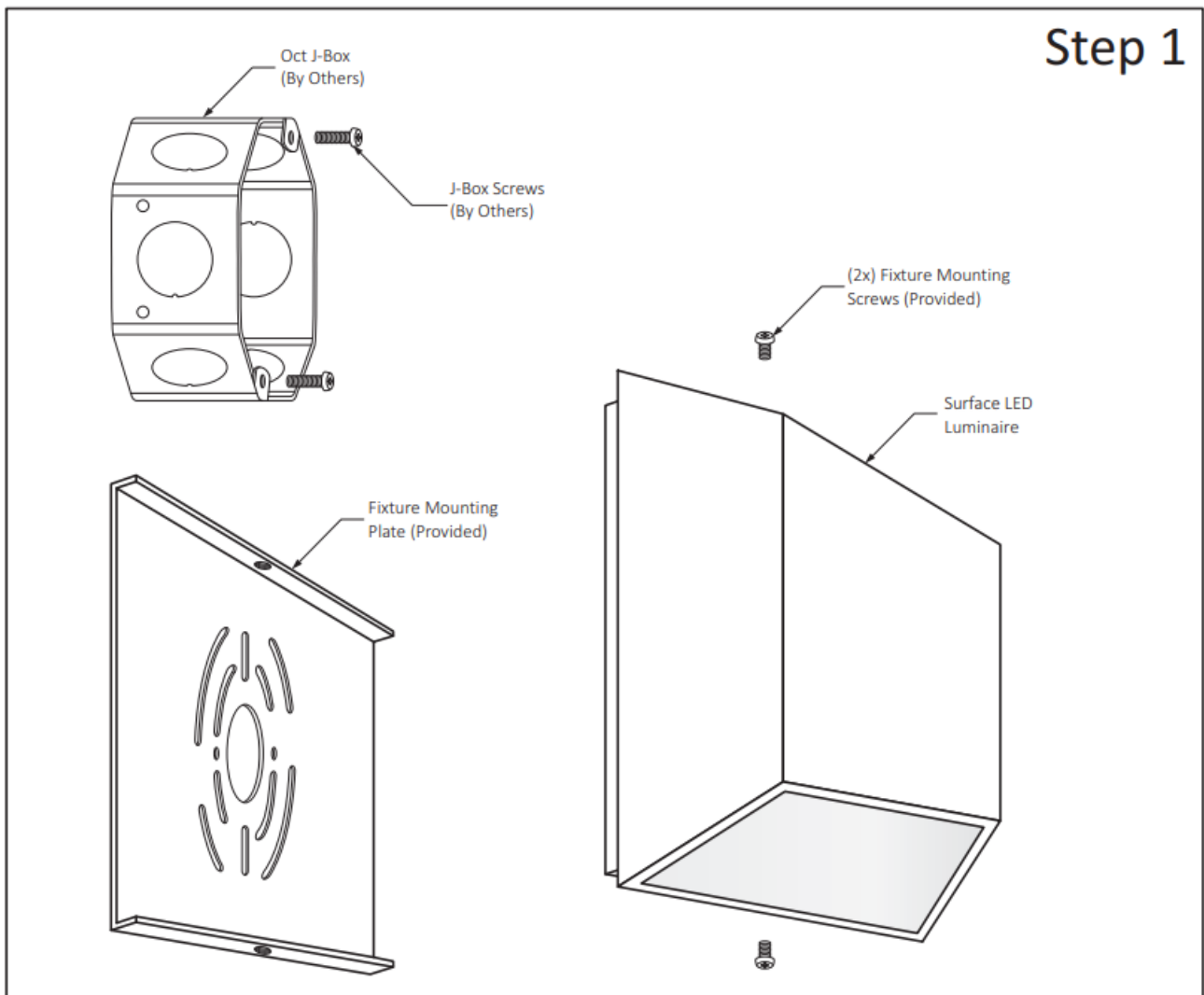
LUMUX

LUMUX SL700 Surface Wall Mount Luminaire



Step 1

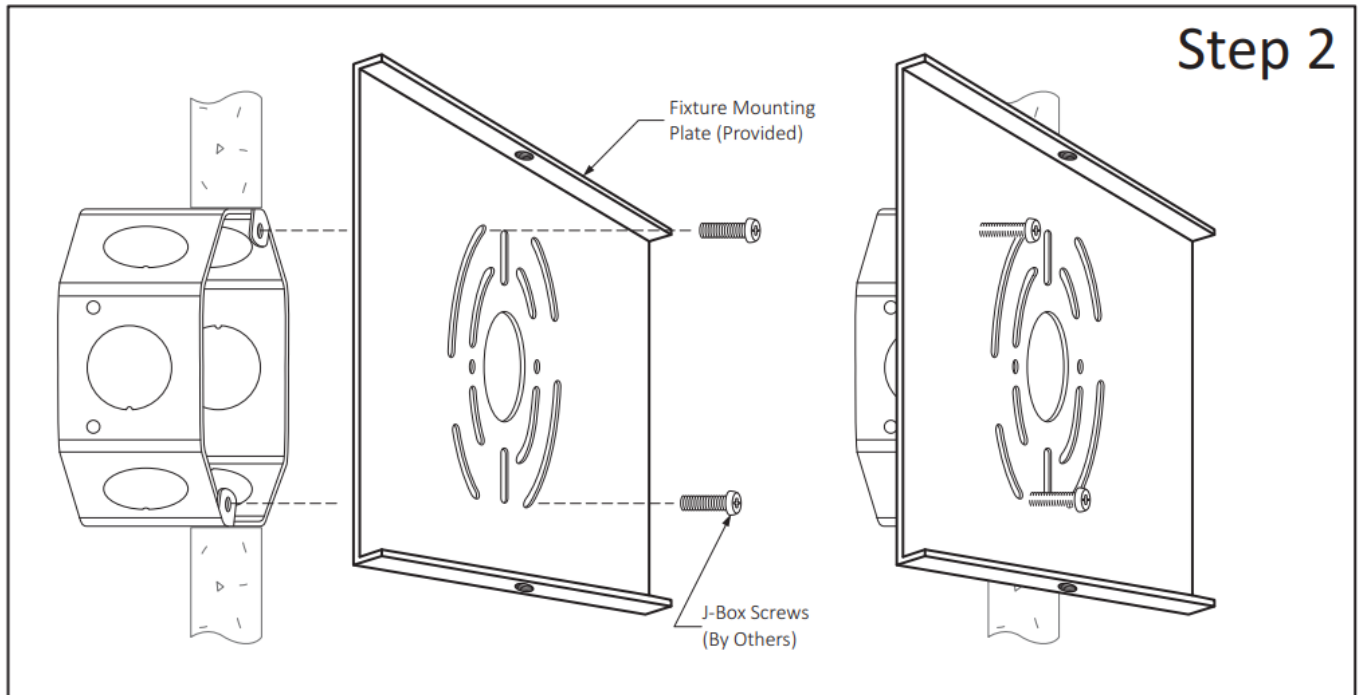
Disassemble Luminaire Parts for Easy Installation:



- Remove the Mounting Plate from the back of the Luminaire.

Step 2

Install Fixture Mounting Plate:

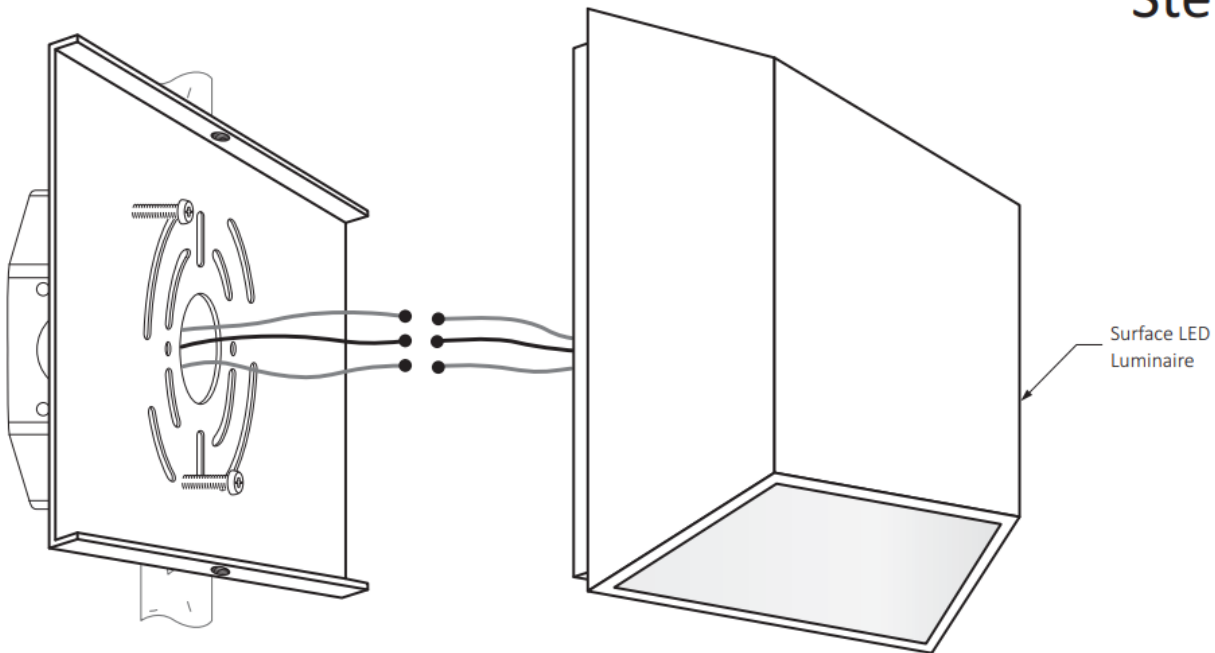


- Place the Fixture Plate onto the Electrical Box and secure it using two J-Box Screws (By others).

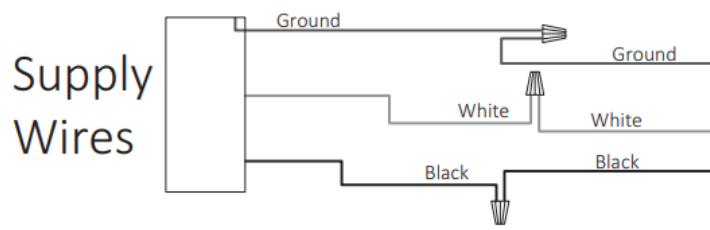
Step 3

Make Wiring Connections:

Step 3



Wire Diagram



- Run the Electrical Wires through the Fixture Mounting Plate and make hard-wire connections, see Wire Diagram.

READ AND UNDERSTAND ALL INSTRUCTIONS BEFORE INSTALLATION. IF YOU ARE NOT FAMILIAR WITH THE NATIONAL ELECTRICAL CODE (NEC), CONTACT A QUALIFIED ELECTRICIAN TO INSTALL THIS LUMINAIRE. LUMUX ARCHITECTURAL LIGHTING COMPANY- Toll-Free 877- 895-5552 www.Lumux.com

WARNING

Before installing this luminaire or doing any maintenance, turn off the power supply at the circuit breaker or fuse box. Turning the power off using the light switch is not sufficient to prevent electrical shock.

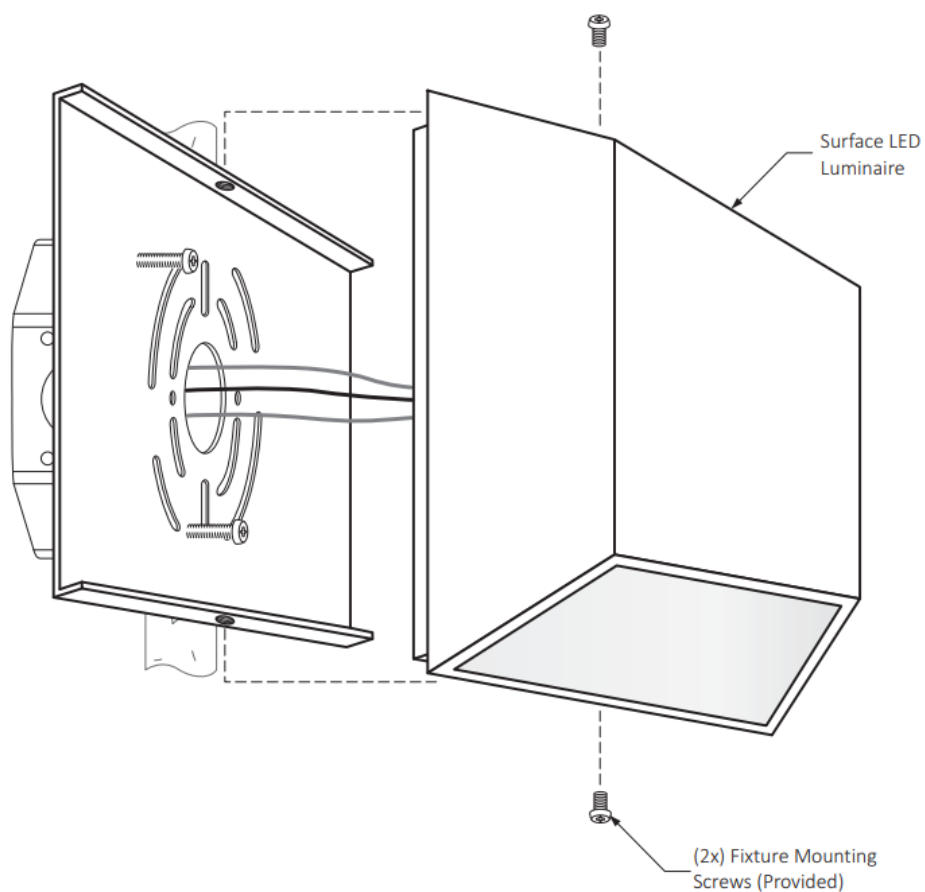
NOTE

To re-lamp, replacement parts or additional information, contact or visit the manufacturer at www.lumux.com

Step 4

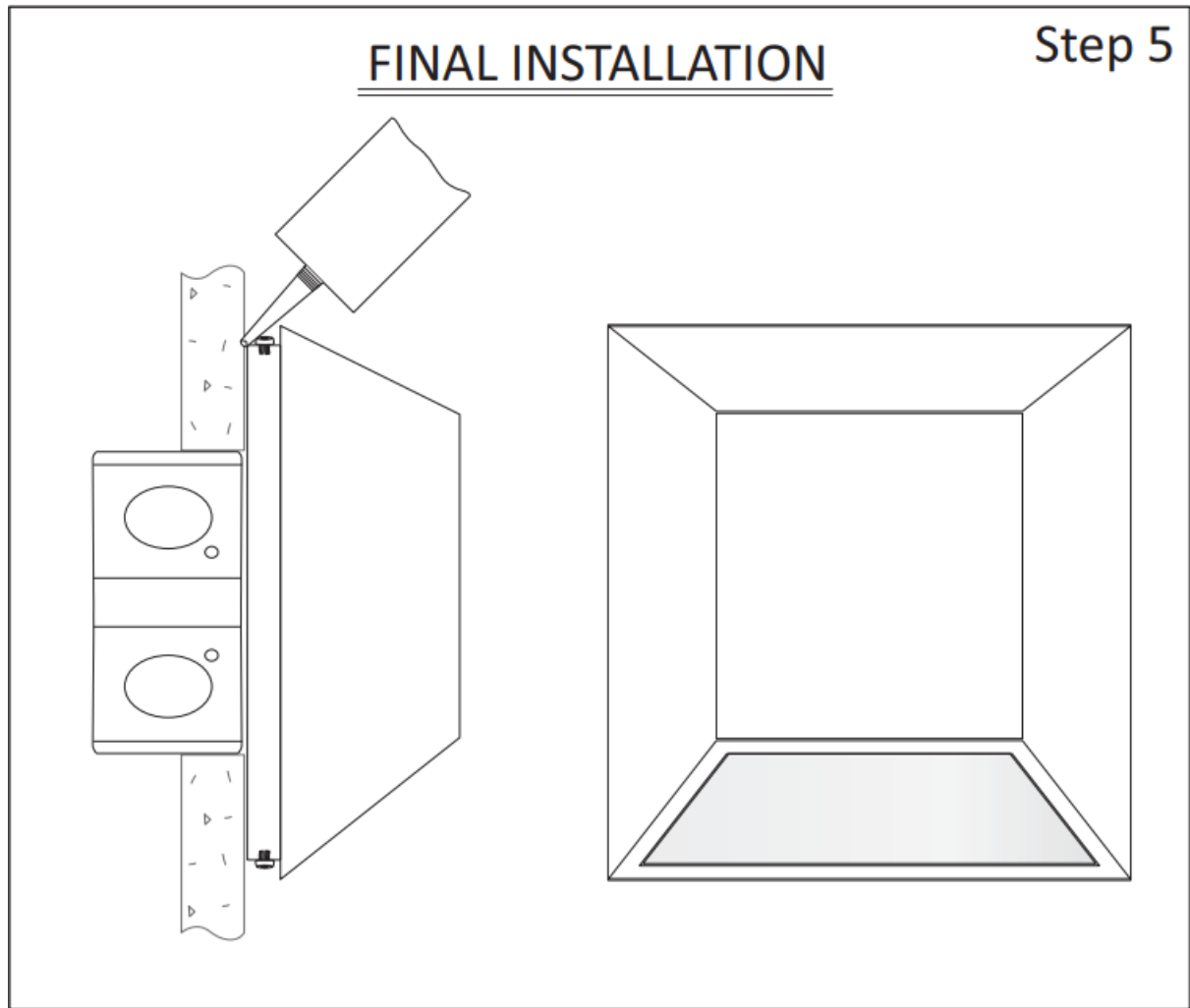
Install LED Luminaire:

Step 4



Place the Luminaire Base on the Surface Plate, align the holes and fasten using the two Mounting Screws (provided).

Step 5




Final Installation

It is recommended to apply silicone around the Luminaire Base and wall surface for a watertight seal for Outdoor applications.

LUMUX – ARCHITECTURAL LIGHTING COMPANY- Toll-Free 877- 895-5552 www.Lumux.com

Documents / Resources



[LUMUX SL700 Surface Wall Mount Luminaire](#) [pdf] Instruction Manual
SL700 Surface Wall Mount Luminaire, SL700, Surface Wall Mount Luminaire, Wall Mount Luminaire, Mount Luminaire, Luminaire

References

- [Lumux Lighting](#)
- [User Manual](#)

Manuals+. Privacy Policy

This website is an independent publication and is neither affiliated with nor endorsed by any of the trademark owners. The "Bluetooth®" word mark and logos are registered trademarks owned by Bluetooth SIG, Inc. The "Wi-Fi®" word mark and logos are registered trademarks owned by the Wi-Fi Alliance. Any use of these marks on this website does not imply any affiliation with or endorsement.