



Lumos CONTROLS Cyrus AP Bluetooth 5.2 Controllable High Bay Pir Motion And Daylight Sensor User Manual

[Home](#) » [Lumos CONTROLS](#) » Lumos CONTROLS Cyrus AP Bluetooth 5.2 Controllable High Bay Pir Motion And Daylight Sensor User Manual 

Contents

- [1 Lumos CONTROLS Cyrus AP Bluetooth 5.2 Controllable High Bay Pir Motion And Daylight Sensor User Manual](#)
- [2 Cyrus AP](#)
- [3 Features](#)
- [4 Specifications](#)
- [5 Lens Details](#)
- [6 Device Dimensions](#)
- [7 Wire Description](#)
- [8 Wiring Diagram](#)
- [9 Accessories](#)
 - [9.1 Cyrus AP with ceiling mount accessory](#)
 - [9.2 Cyrus AP with surface mount accessory](#)
- [10 Ordering Information](#)
- [11 FCC Statement](#)
- [12 CONTACTS](#)
- [13 Read More About This Manual & Download PDF:](#)
- [14 Documents / Resources](#)
- [15 Related Posts](#)

Lumos CONTROLS Cyrus AP Bluetooth 5.2 Controllable High Bay Pir Motion And Daylight Sensor User Manual



Cyrus AP



Cyrus AP is a BLE5.2 controllable high bay PIR motion and daylight sensor. This sensor operates on a 90-277VAC input voltage range adopts a PIR sensing technology for accurate motion detection. It comes with swappable lenses for high-bay and lowbay applications, giving you a maximum mounting height of 14m (46 ft) and a maximum detection range of 28m (92 ft) diameter.

Features

- Motion and daylight sensor, with adjustable lenses for high-bay and low-bay applications
- BLE 5.2 based non flooding wireless communication
- 90-277VAC universal AC input voltage range
- PIR sensor for accurate motion detection
- Maximum mounting height of 14m
- Motion detection range up to 28m diameter

Specifications

Electrical	Min.	Typ.	Max.	Unit	Remarks
Input Voltage	90		277	VAC	
Input Frequency	50		60	Hz	
Input Current			9	mA	9mA@230VAC
			15	mA	15mA@90VAC

Bluetooth	Min.	Typ.	Max.	Unit	Remarks
Frequency Range	2402		2480	MHz	
TX Power			8.0	dBm	With 150mm wire antenna
RX sensitivity		-95		dBm	

Environmental	Min.	Typ.	Max.	Unit	Remarks
Operating Temperature	0		80	°C	

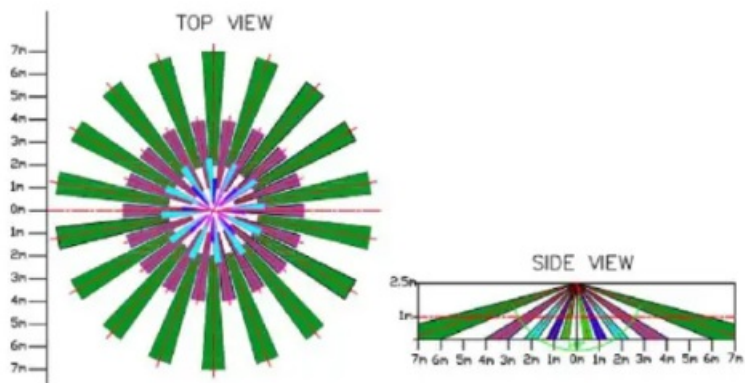
Mechanical	Typ.	Unit	Remarks
Dimensions	59.8 x 63.1	mm	Diameter x Height
	2.3 x 2.5	inch	Diameter x Height
Weight	85.0	g	In grams
	3.0	oz	In ounces

Lens Details

Low-bay lens image



Low-bay lens detection area

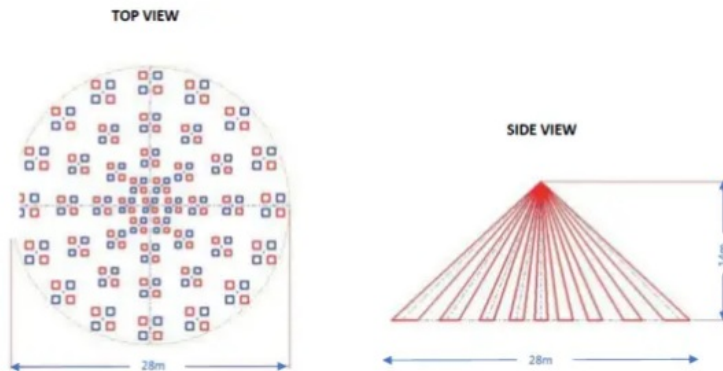


Low Bay Sensor	Value	Unit	Remarks
Maximum Mounting Height	8.2	ft	
	2.5	m	
Maximum Detection Range	45.9	ft	Diameter @ 8.2ft mounting height
	14	m	Diameter @ 2.5m mounting height

High-bay lens image



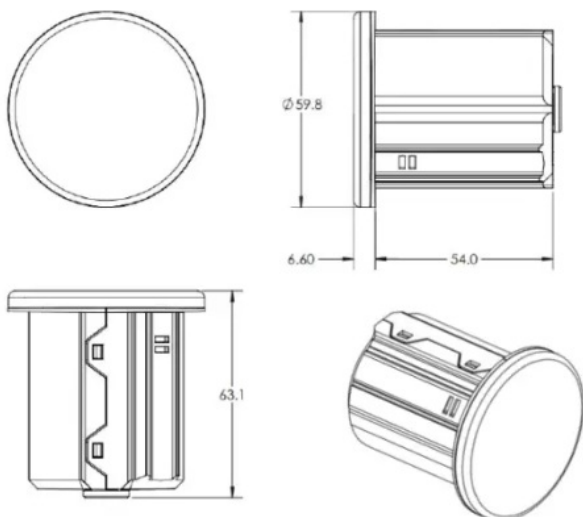
High-bay lens detection area



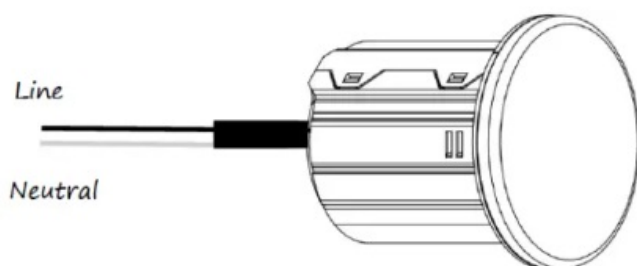
High Bay Sensor	Max.	Unit	Remarks
Maximum Mounting Height	45.9	ft	
	14	m	
Maximum Detection Range	91.9	ft	Diameter @ 45.9ft mounting height
	28	m	Diameter @ 14m mounting height

Device Dimensions

- Dimensions are in mm (excluding lens)
- **Case material:** ABS, white color



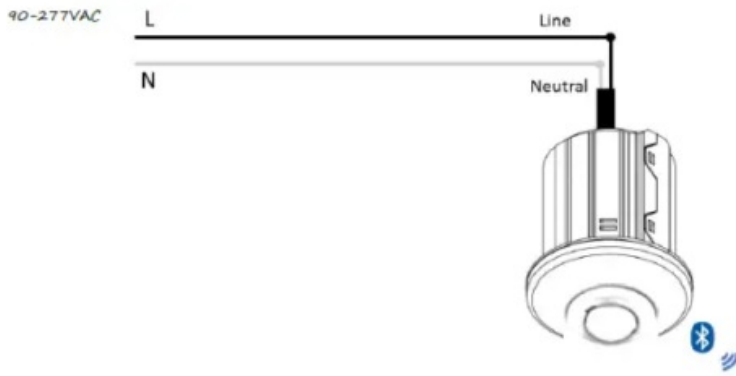
Wire Description



NO.	WIRE NAME	DESCRIPTION	SPECIFICATIONS
1	Line	90-277VAC input line	20AWG, 600V, Black color
2	Neutral	AC input neutral	20AWG, 600V, White color

Wiring Diagram

- Cyrus AP is powered via AC supply to communicate sensor data wirelessly with other WiSilica BLE mesh devices.



Accessories

- Cyrus AP can be mounted to ceiling or at surface using the following mounting accessories.

Cyrus AP with ceiling mount accessory

- **Dimension:** 89.8 x 68.2 mm (Top Diameter x Height, excludes lens)
- **Case Material:** ABS, White color



Cyrus AP with surface mount accessory

- **Dimension:** 110 x 71.2 mm (Bottom Diameter x Height, excludes lens)
- **Case Material:** ABS, White color



Warning

1. Ensure that electricity supply is switched off completely before installation or servicing the product.
2. To prevent the device from any defect, please handle and store it with care.
3. Do not open or disassemble the product.
4. To prevent injury, this apparatus must be securely installed.
5. To reduce the risk of fire or electric shock, do not expose this apparatus to rain or moisture. The apparatus shall not be exposed to dripping or splashing and that objects filled with liquids, such as vases, shall not be placed on apparatus.

Ordering Information

Product Code	Product Name	Product Description	Voltage Rating
WMAP	Cyrus AP	Wireless PIR Motion & Daylight Sensor	90-277VAC

Accessory Code	Accessory Name	Accessory Description
WM-SMK	Cyrus-SMK	Surface Mount Accessory
WM-CMK	Cyrus-CMK	Ceiling Mount Accessory
WM-LBL	Cyrus-LBL	Low-bay lens accessory
WM-HBL	Cyrus-HBL	High-bay lens accessory

FCC Statement

This equipment has been tested and found to comply with the limits for a Class B digital device, pursuant to part 15 of the FCC Rules. These limits are designed to provide reasonable protection against harmful interference in a residential installation. This equipment generates, uses and can radiate radio frequency energy and, if not installed and used in accordance with the instructions, may cause harmful interference to radio communications. However, there is no guarantee that interference will not occur in a particular installation. If this equipment does cause harmful interference to radio or television reception, which can be determined by turning the equipment off and on, the user is encouraged to try to correct the interference by one or more of the following measures:

- Reorient or relocate the receiving antenna.
- Increase the separation between the equipment and receiver.
- Connect the equipment into an outlet on a circuit different from that to which the receiver is connected.
- Consult the dealer or an experienced radio/TV technician for help.

Caution: Any changes or modifications to this device not explicitly approved by the manufacturer could void your authority to operate this equipment.

This device complies with part 15 of the FCC Rules. Operation is subject to the following two conditions

1. This device may not cause harmful interference.
2. This device must accept any interference received, including interference that may cause undesired operation.

RF Exposure Information


This equipment complies with FCC radiation exposure limits set forth for an uncontrolled environment. This equipment should be installed and operated with a minimum distance 20cm between the radiator and your body.

CONTACTS

- **ADDRESS:** 23282 Mill creek Dr #340 Laguna Hills, CA 92653 USA
- sales@wisilica.com
- www.lumoscontrols.com

Read More About This Manual & Download PDF:

Documents / Resources

	<p>Lumos CONTROLS Cyrus AP Bluetooth 5.2 Controllable High Bay Pir Motion And Daylight Sensor [pdf] User Manual</p> <p>CYRUSAP, 2AG4N-CYRUSAP, 2AG4NCYRUSAP, Cyrus AP Bluetooth 5.2 Controllable High Bay Pir Motion And Daylight Sensor, Cyrus AP, Bluetooth 5.2 Controllable High Bay Pir Motion And Daylight Sensor, High Bay Pir Motion And Daylight Sensor, Bay Pir Motion And Daylight Sensor, Motion And Daylight Sensor, Daylight Sensor, Sensor</p>
--	---