



LUMINTOP W2 650 Meter Beam Distance Torch Light User Manual

[Home](#) » [LUMINTOP](#) » LUMINTOP W2 650 Meter Beam Distance Torch Light User Manual 












LUMINTOP

W2
User Manual

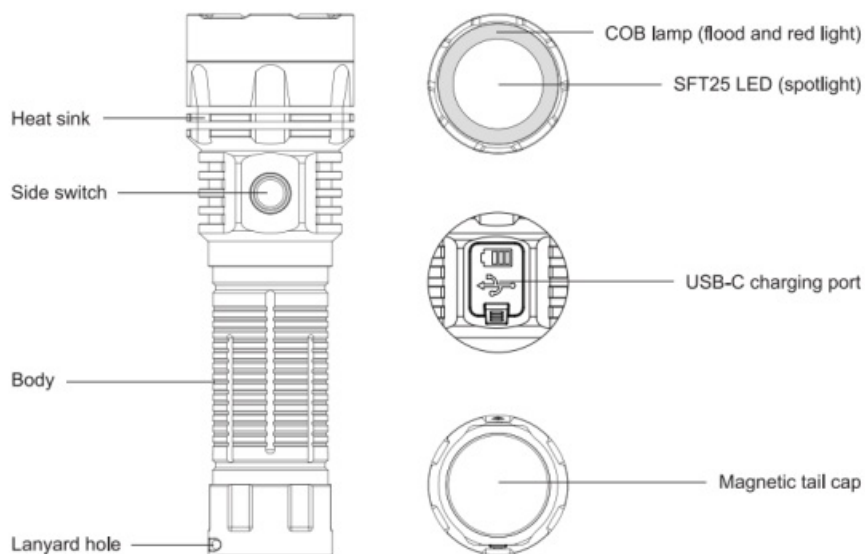
Contents

- [1 Specifications](#)
- [2 Operation Instruction](#)
- [3 USB-C Charging/ Power Bank Function](#)
- [Hi](#)
- [4 Low Power Reminder IT](#)
- [5 Multiple Protection WT](#)
- [6 Safety & Warnings HT](#)
- [7 Warranty](#)
- [8 Documents / Resources](#)
 - [8.1 References](#)

Specifications

	Flood light			Spotlight	Combo	Red SOS Light/ Strobe	
	Eco	Low	High				
 Output	15 LM	160 LM	1000-600 LM	600-300 LM	1500-700 LM	130 LM	600 LM
 Runtime	120H	16H	5M+ 3H30M	3M+ 2H20M	3M+ 1H40M	5H/ 10H	2H30M
 Distance	700m (Max)						
 Intensity	122500cd (Max)						
 Impact Resistance	1m						
 Waterproof	IPX8, underwater 2m						
 Light Source	Luminus SFT25 LED +COB Red & White LED						
 Power	27W (max)						
 Battery	1 X 26800 Li-ion, max length 81.5mm						
 Size	45*31.5*148mm						
 Net Weight	About 338g (battery included)						

Notice: The above approximate data are lab-tested by using a 26800 Li-ion battery which may vary due to the difference between the environment and batteries. The runtime on High, Spolt light, and combo are accumulated due to the over-heat protection settings.



Operation Instruction

1. **ON/ OFF:** One click to turn on the memorized mode, and another click to turn the lamp off.
2. **Out put change:** Press and hold the switch from ON then release the button to select the desired output level (flood light Low, High).
3. **Spot and flood light shifting:** Two clicks (spotlight- flood light High).
4. **Strobe:** Three clicks (spotlight only).
5. **Combo:** Four clicks (spotlight with flood light High)
6. **Red light:** Press and hold the switch from OFF to enter the red light, continue to press and hold the switch will circle the modes (red SOS-flood light Eco-red light constant on), and release the switch to select the desired mode.
7. **Switch Back-lit Light:** Continuously 7 clicks the switch from OFF will turn ON or OFF the back-lit light.

USB-C Charging/ Power Bank Function Hi

- Built-in internal waterproof Type-C interface, supports QC3.0/PD3.0 fast charging and discharging.
- The blue charging indicator blinks under charging and turns constant on when it's fully charged. The peak charging current is 4A and it takes about 2.5 hours to fully charged the cell.
- When the lamp serves as a power bank, it supports a peak discharge power of 18W. The indicator is blue constant on, it will blink when the voltage is low.

Low Power Reminder IT

When the battery voltage is low, the switch indicator will blink as a reminder. In this case, please replace or recharge the battery in time.

Multiple Protection WT

- Overcharge Protection: Prevents overcharging to protect the battery from damage.
- Overedischage Protection: Prevents over-discharging to protect the battery from damage.
- Reverse Connection Protection: Prevents damage to the flashlight and battery caused by incorrect battery installation or short-circuiting,
- Low Voltage Protection: When the battery voltage drops, the flashlight will automatically reduce the brightness or cut off the output to enter protection mode.



Safety & Warnings HT

1. No disassembly, heating above 100°C, or burning.
2. Choking hazard, contains small parts, not for children, and keep away from children.
3. This device is a super high-intensity flashlight. To avoid potential injury, it is forbidden to shoot directly to the eyes.
4. Do not point the light directly at a person, animal, moving vehicle, or flammable materials.
5. If a long time no use the lamp, please loose the threads and cut off the electricity, or take out the battery in case of damage from battery leakage.
6. Take care well of the battery and charge it every three months to keep its performance.
7. When carrying or storing the flashlight in a backpack etc, please set it to lock-out status or loose the threads to


cut off the electricity to prevent accidental activations and the inconvenience caused.

Warranty

1. 30 days of purchase: Free repair or replacement with manufacturing defects.
2. 5 years of purchase: Lumintop will repair the products free of charge within 5 years of purchase (products with built-in battery 2 years, charger, battery 1 year) if problems develop with normal use.
3. Lifetime warranty: If repair is required after the warranty period, we'll charge for parts accordingly.
4. This warranty does not cover normal wear and tear, improper maintenance, abuse, force majeure damage, or defaults by human factors.

		
https://lumintop.com/	https://www.facebook.com/lumintop	https://twitter.com/lumintop

EUBRIDGE ADVISORY GMBH

 Virginia Str. 2 35510 Butzbach, Germany

49-68196989045

eubridge@outlook.com

WSJ Product LTD

 Unit 1 Alsop Arcade L3 5TX

brownlowhill Liverpool, United Kingdom

info02@wsj-product.com

+004407825478124

Made in China

Implementation standards: GB/T35590-2017


LUMINTOP TECHNOLOGY CO., LTD

Address: 11th Floor, Block B , Fuchang Industrial Park,
No.2 Chengxin Road, Longgang District, Shenzhen, China


Web: www.lumintop.com

Tel: +86-755-88838666

E-mail: service@lumintop.com



Documents / Resources

	LUMINTOP W2 650 Meter Beam Distance Torch Light [pdf] User Manual W2 650 Meter Beam Distance Torch Light, W2, 650 Meter Beam Distance Torch Light, Beam Distance Torch Light, Distance Torch Light, Torch Light
-------------------------------------------------------------------------------------	-------------------------------------------------------------------------------------------------------------------------------------------------------------------------------------------------------------------------------------------

References

- [User Manual](#)

[Manuals+](#), [Privacy Policy](#)

This website is an independent publication and is neither affiliated with nor endorsed by any of the trademark owners. The "Bluetooth®" word mark and logos are registered trademarks owned by Bluetooth SIG, Inc. The "Wi-Fi®" word mark and logos are registered trademarks owned by the Wi-Fi Alliance. Any use of these marks on this website does not imply any affiliation with or endorsement.