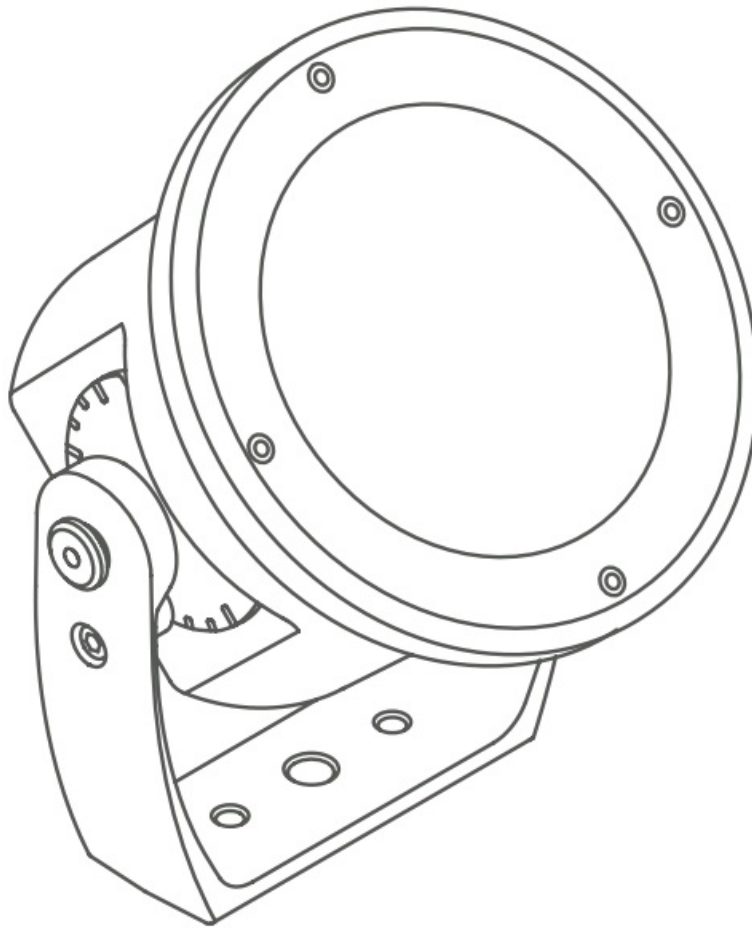




LUMASCAPE WB3 LS5330 Color Light Instructions

[Home](#) » [LUMASCAPE](#) » LUMASCAPE WB3 LS5330 Color Light Instructions 

LUMASCAPE WB3 LS5330 Color Light



Contents

- [1 SPECIFICATIONS](#)
- [2 Tools Required](#)
- [3 Included Components](#)
- [4 SYMBOLS](#)
- [5 Assembly Instructions](#)
- [6 Dimensions](#)
- [7 Wiring Designations](#)
- [8 Technical Drawings](#)
- [9 Documents / Resources](#)
 - [9.1 References](#)
- [10 Related Posts](#)

SPECIFICATIONS

| | |
|---------------------|---------------------------------------|
| MODEL | LS5330 |
| PART NUMBER | LS5330 – xxx xxx x x xx xx xx x xx xx |
| INSTALLATION TYPE | UNDERWATER, WET/DRY, DRY |
| IP RATING | IP68 to 33' (10 m) |
| SUPPLY VOLTAGE | 30 Vdc |
| INSTRUCTIONS COVER | Power Sync® |
| DIMENSIONS (LxWxH) | Refer to included drawings |
| WEIGHT | 10.4 lb (4.7 kg) |
| WATER TEMPERATURE | -4°F to 95°F (-20°C to 35°C) |
| AMBIENT TEMPERATURE | -4°F to 122°F (-20°C to 50°C) |

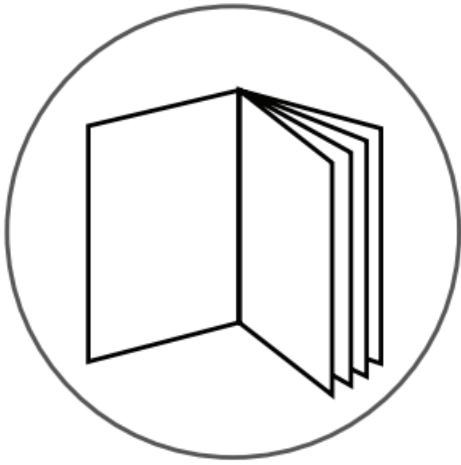
Tools Required



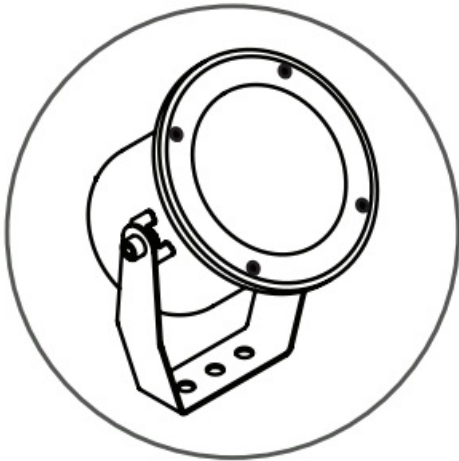
6 mm

Included Components

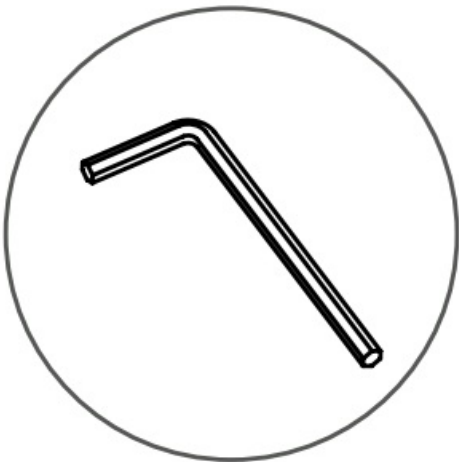
- Instructions



- Luminaire



- 6 mm Allen Key



SYMBOLS



Do Not Use Power Tools on Screws



Keep Electronics Free From Dirt and Moisture



Keep Away from Flammable Materials



Do Not Hose or Pressure Clean



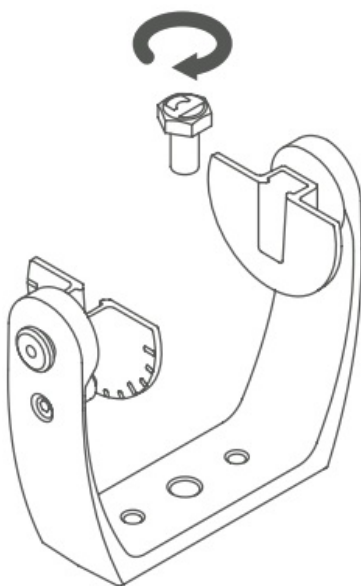
Do Not Use Silicone On Outside Surface



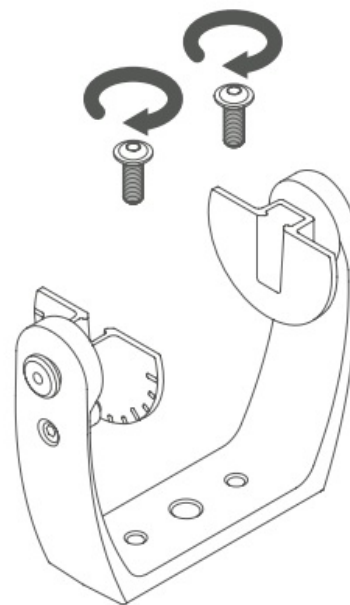
Do Not Cut Cable to the Luminaire

Assembly Instructions

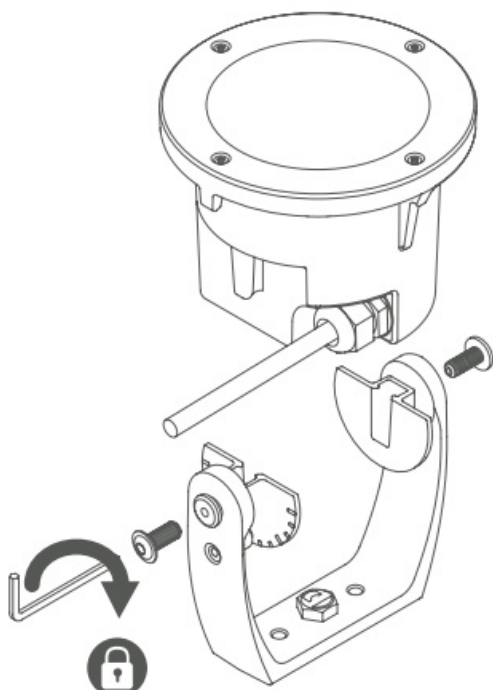
1



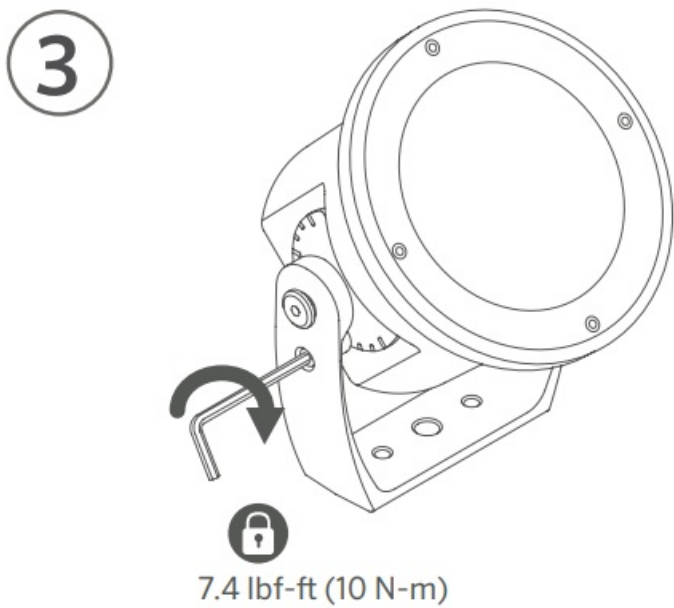
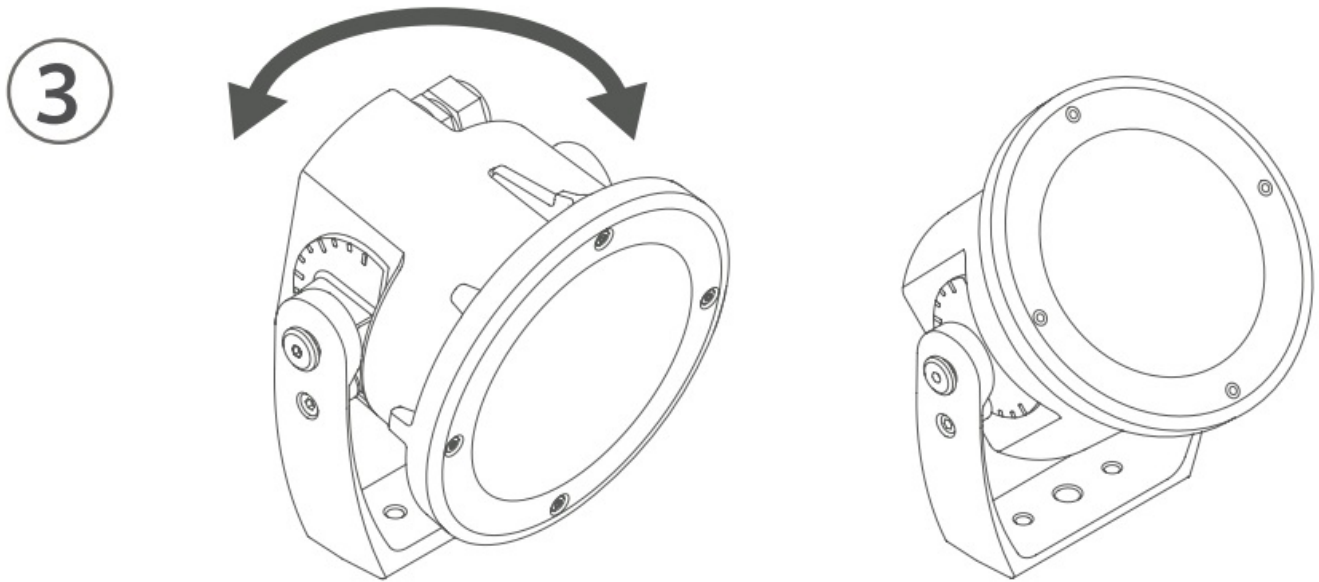
OR



2

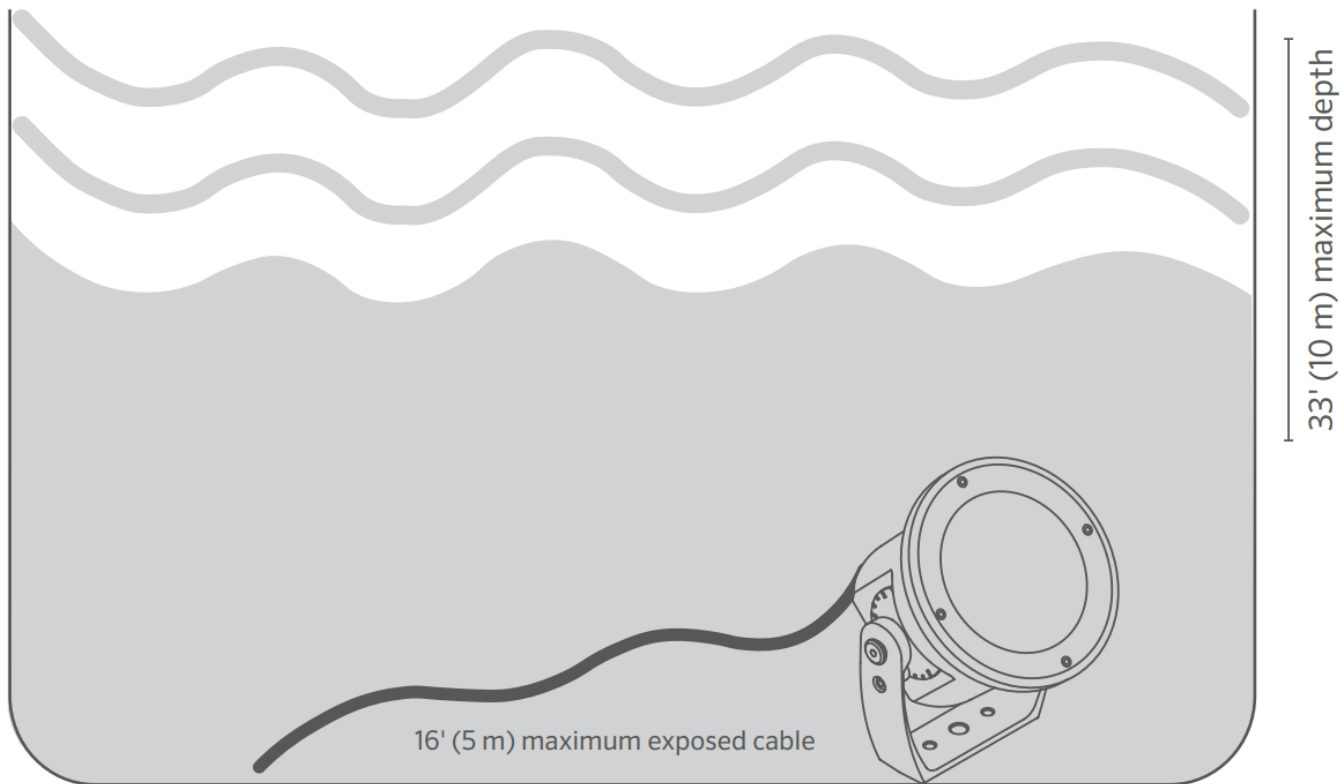


7.4 lbf-ft (10 N-m)

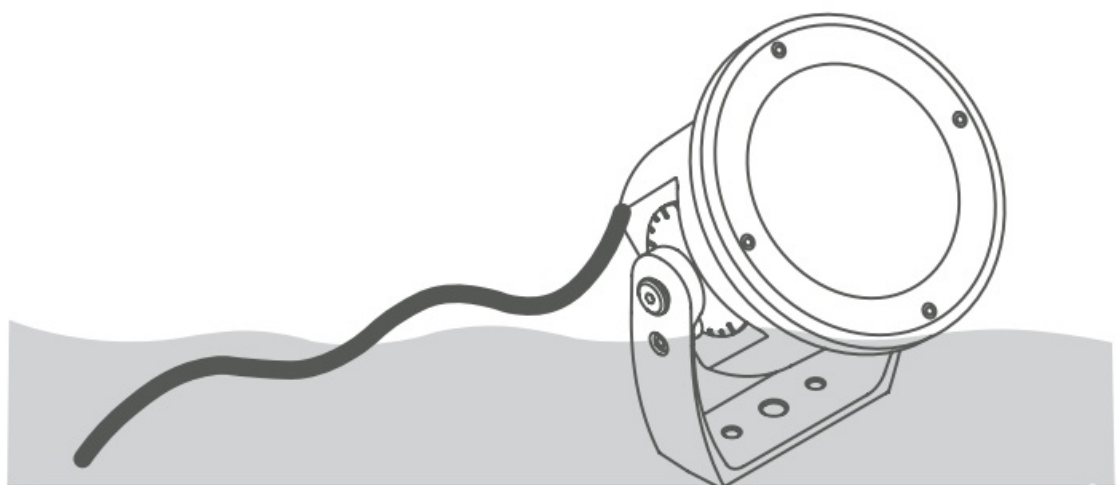


Dimensions


Submersible (Fountain/Water Feature/Marine Applications Only): 15 W & 29 W



Wet/Dry Locations: 15 W Only



Dry Locations: 15 W Only

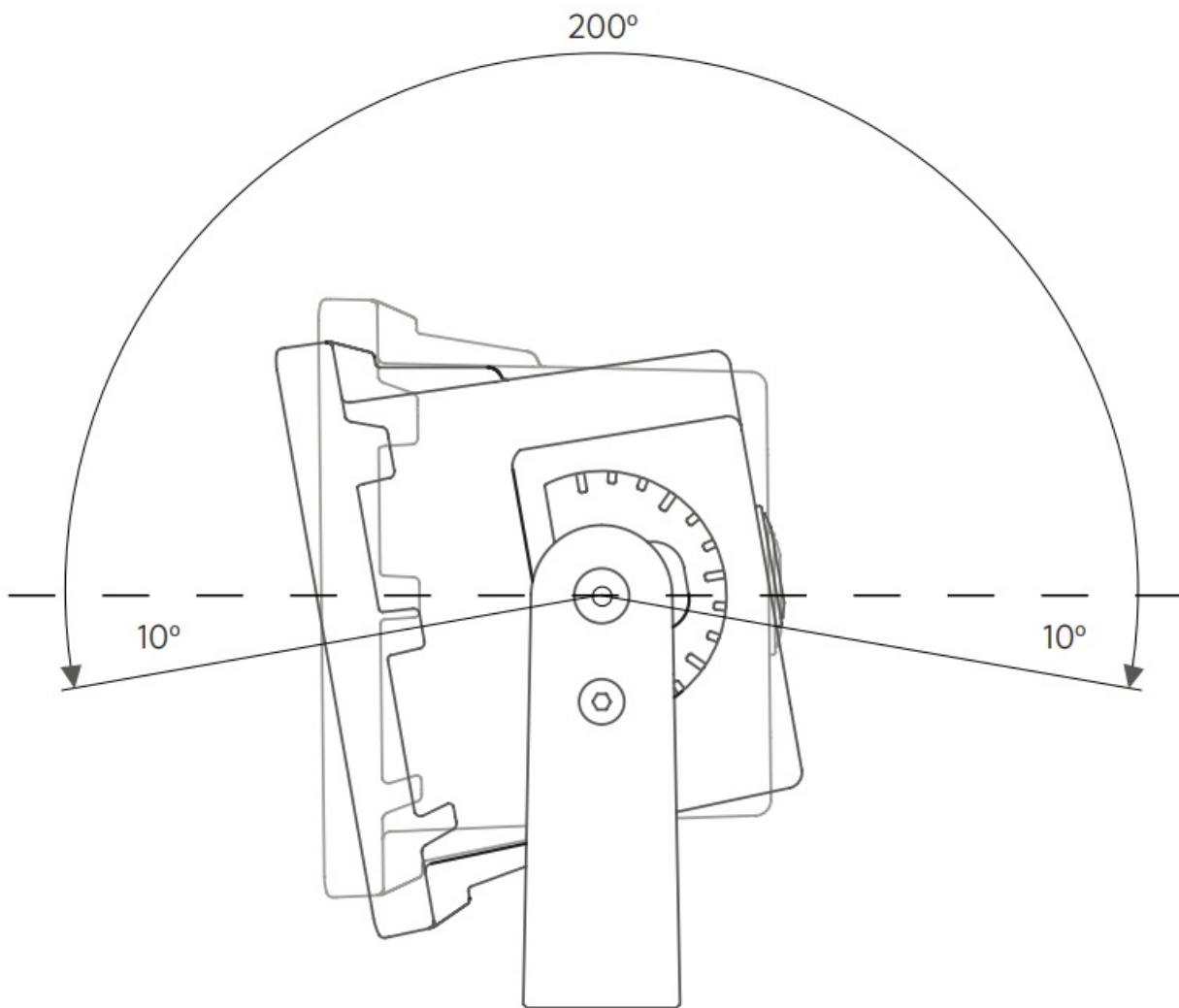
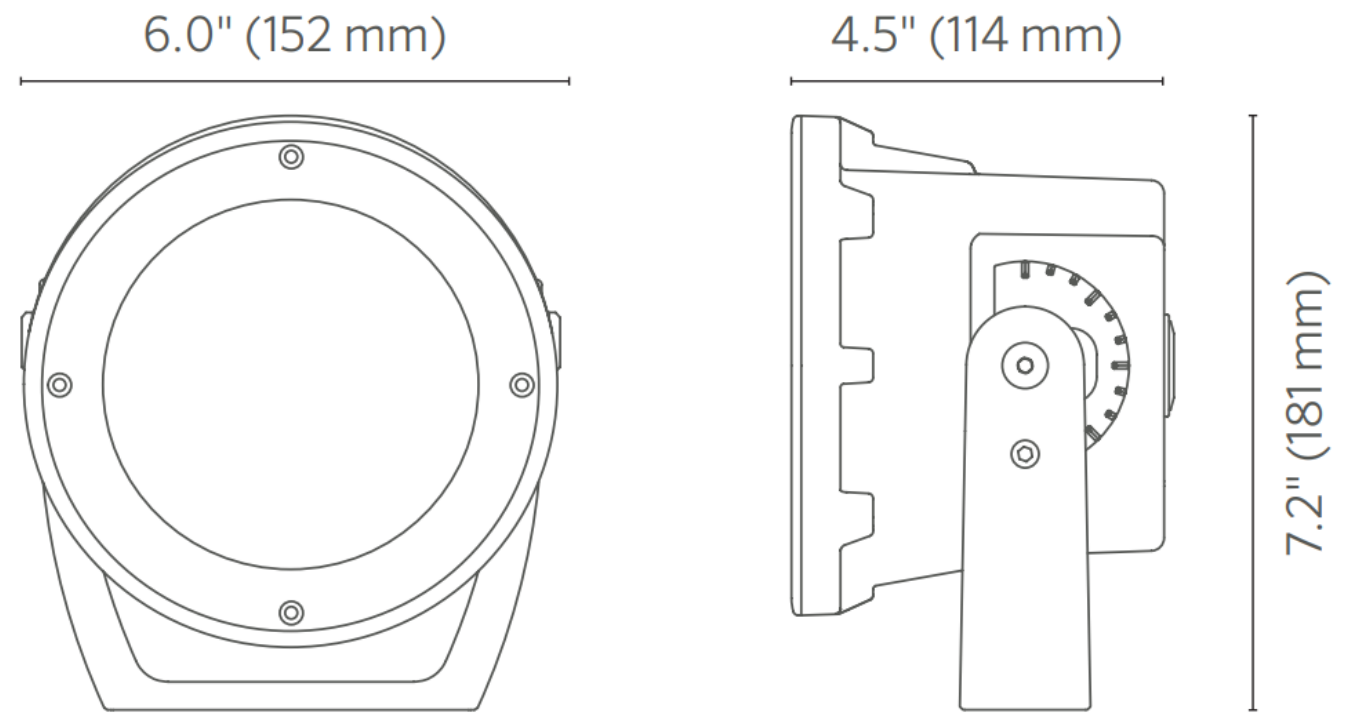


Wiring Designations

Power Sync (3-Core)

| Designation | Color |
|--------------------|--------|
| + DC | Red |
| – DC | Black |
| Data | Orange |
| Do not Hi-Pot test | |

Technical Drawings




Please read and follow all safety instructions carefully. Failure to do so will void warranty

WARNING – Product Warranty is void if product is not installed as per installation instructions and in compliance with all local and provincial codes.

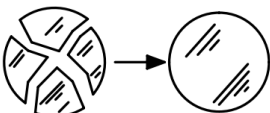
- Ensure installation complies with local electrical rules and regulations.
- All electrical work must be performed by a licensed electrician.
- Class III product SELV (symbol 3).
- For LED Options 2,700K, 3,000K, Red, Green, Blue, RGBA, RGBW, Tunable White: This product contains a light source of energy efficiency class G. › For LED Options 3,500K, 4,000K, 5,000K: This product contains a light source of energy efficiency class F.
- All luminaires may become hot. Use discretion on where the luminaire is mounted. Take care when setting luminaire as it may become hot.
- Luminaire should only be used complete with protective shield. If protective shield is cracked, immediately stop using luminaire. Isolate light source, keep it dry and immediately contact Luma scape for replacement of protective shield (symbol 10).
- If the external flexible cable or cord of this luminaire is damaged, it shall be exclusively replaced by Luma scape or their service agent in order to avoid a hazard.
- The light source contained in this luminaire shall only be replaced by Luma scape or their service agent.
- Do not stare at the operating light source. The luminaire should be positioned so that prolonged staring into the luminaire at a distance closer than 26' (8 m) is not expected (symbol 13)
- Ensure mains input power to power supply is surge protected.
- Never make or break connections while the circuit is energized.
- Do not make modifications or alter the product.
- Keep luminaire clean and free of debris. Only clean with warm water.
- Do not use chemicals or abrasives to clean luminaire as this may void the product warranty.
- Connections are to be kept clean and dry at all times.
- 15/29 W option only suitable for use in underwater applications.
- 15 W option suitable for use in both underwater and wet/dry applications.




Legend Key:




Symbol 3



Symbol 11



Symbol 13



Documents / Resources



[LUMASCAPE WB3 LS5330 Color Light](#) [pdf] Instructions

WB3 LS5330, Color Light, Color, Light

References

- [User Manual](#)

[Manuals+](#), [Privacy Policy](#)

This website is an independent publication and is neither affiliated with nor endorsed by any of the trademark owners. The "Bluetooth®" word mark and logos are registered trademarks owned by Bluetooth SIG, Inc. The "Wi-Fi®" word mark and logos are registered trademarks owned by the Wi-Fi Alliance. Any use of these marks on this website does not imply any affiliation with or endorsement.